



US00D332990S

# United States Patent [19]

Grady et al.

[11] Patent Number: **Des. 332,990**

[45] Date of Patent: **\*\* Feb. 2, 1993**

[54] TELESCOPIC FISH STUNNING CLUB

[76] Inventors: **John M. Grady**, 414 Sandy Bend, Castle Rock, Wash. 98611; **Wayne Roethler**, 7419 Willow Grove Rd., Longview, Wash. 98632

[\*\*] Term: **14 Years**

[21] Appl. No.: **544,160**

[22] Filed: **Jun. 26, 1990**

[52] U.S. Cl. .... **D22/134; D22/149**

[58] Field of Search ..... **D22/134, 149, 117; 43/18.1, 4, 5, 6, 18.5; D21/198; D8/303; 273/84 R, 84 ES; 294/26, 19.3, 61**

[56] **References Cited**

### U.S. PATENT DOCUMENTS

83,228	10/1868	Warne .	
2,666,340	1/1954	Hunt .....	D8/303 X
2,724,203	11/1955	Neubarth .....	43/18.1
3,000,127	9/1961	Stegeman .....	43/1
3,150,460	9/1964	Dees .....	43/18.1 X
3,371,930	3/1968	Shiga .....	273/84 R
3,416,255	12/1968	Johnson .....	43/18.5

4,004,539	1/1977	Wesson .....	43/5 X
4,037,839	7/1977	Nelson .....	273/84
4,351,126	9/1982	Simonson .....	43/5
4,463,981	8/1984	Curry .....	294/61 X
4,819,137	4/1989	Hamilton .....	273/84 R
4,881,338	11/1989	Lung .....	294/26 X

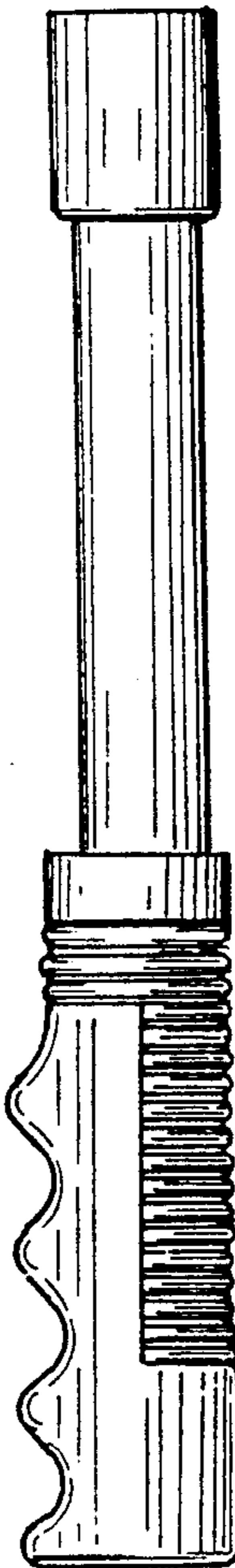
*Primary Examiner*—A. Hugo Word  
*Assistant Examiner*—Doris V. Coles  
*Attorney, Agent, or Firm*—Eugene D. Farley

### [57] CLAIM

The ornamental design for a telescopic fish stunning club, as shown and described.

### DESCRIPTION

FIG. 1 is a right side elevational view of a telescopic fish stunning club, showing our new design, the left side being a mirror image thereof;  
FIG. 2 is a rear elevational view thereof;  
FIG. 3 is a front elevational view thereof;  
FIG. 4 is a rear elevational view in the extended position;  
FIG. 5 is a bottom plan view thereof; and,  
FIG. 6 is a top plan view thereof.



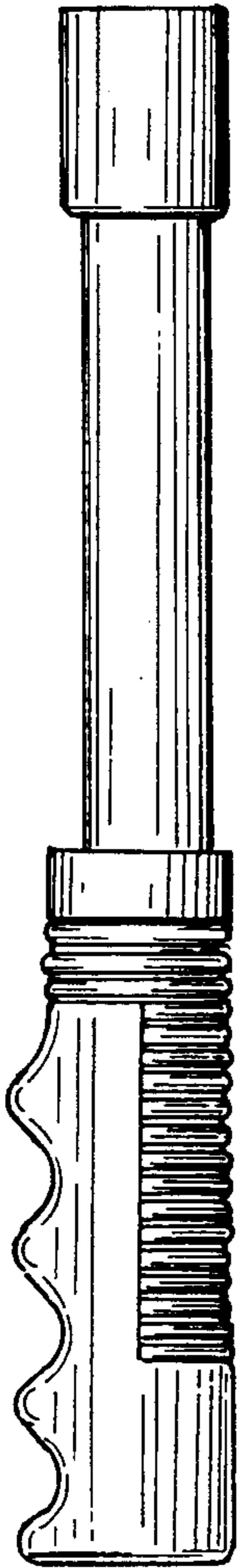


FIG. 1



FIG. 2

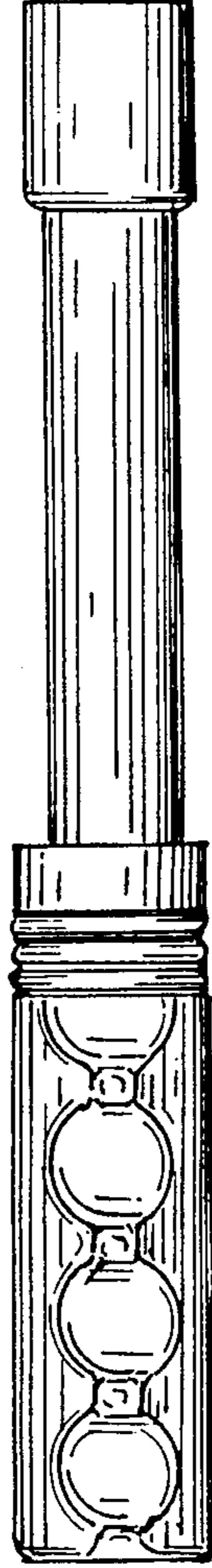


FIG. 3

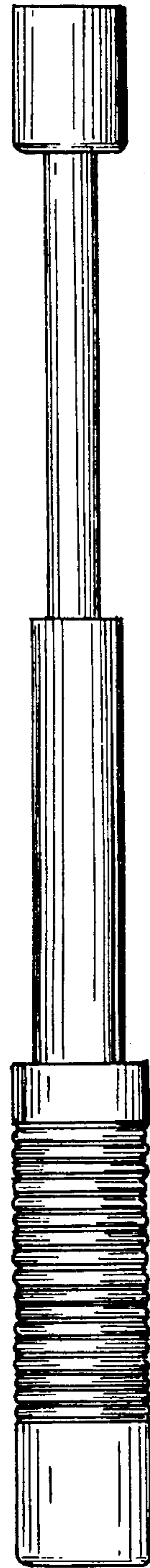


FIG. 4

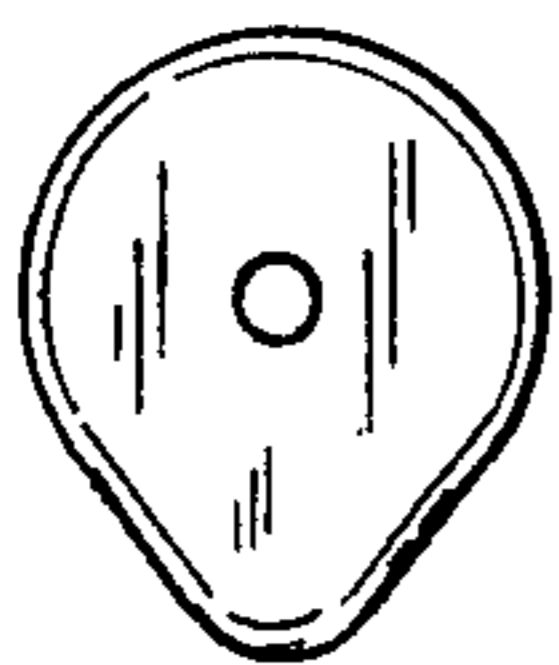


FIG. 5

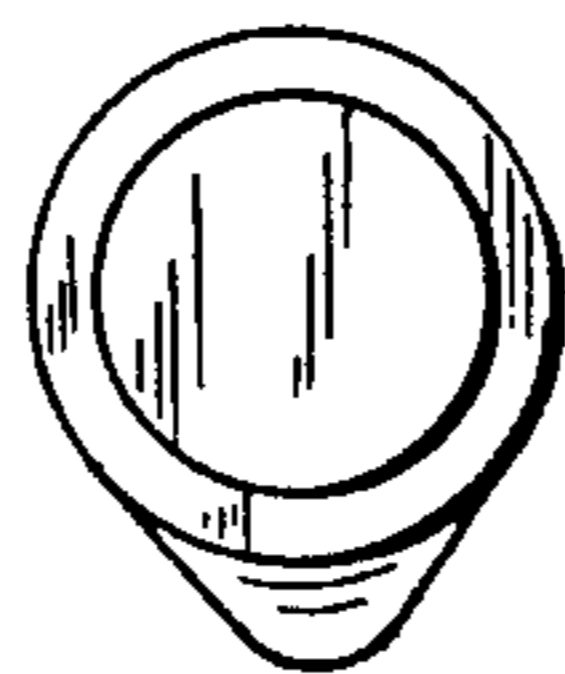


FIG. 6