



US00D332948S

United States Patent [19]

[11] Patent Number: **Des. 332,948**

Barr

[45] Date of Patent: **** Feb. 2, 1993**

[54] **HOUSING FOR A KEYBOARD**

[75] Inventor: **Lance Barr, Redmond, Wash.**

[73] Assignee: **Nintendo of America Inc., Redmond, Wash.**

[**] Term: **14 Years**

[21] Appl. No.: **501,831**

[22] Filed: **Dec. 27, 1989**

[52] U.S. Cl. **D14/115; D14/100**

[58] Field of Search **D14/100, 101, 105, 106, D14/115; D18/1, 7, 11, 12; 340/700, 706, 711, 712; 341/22, 23; 235/145 A, 145 R; 400/493.1, 494, 472, 473, 485, 488, 489, 486, 693; 364/706-709.09, 900; D21/48; 273/148 B**

D. 317,595 6/1991 Yoshitake D14/100
 4,244,659 1/1981 Malt 400/489 X
 4,483,634 11/1984 Frey et al. 400/488 X

FOREIGN PATENT DOCUMENTS

8400518 2/1984 Sweden 400/489

Primary Examiner—Wallace R. Burke
Assistant Examiner—Freda S. Nunn
Attorney, Agent, or Firm—Nixon & Vanderhye

[56] References Cited

U.S. PATENT DOCUMENTS

D. 285,305 8/1986 Liuzzo et al. D14/100
 D. 287,854 1/1987 Crews D14/100
 D. 292,708 11/1987 Arney D14/100
 D. 308,668 6/1990 Briscoe et al. D14/100
 D. 310,209 8/1990 Kasprzycki D14/100

[57] CLAIM

The ornamental design for a housing for a keyboard, as shown and described.

DESCRIPTION

FIG. 1 is a top plan view of a housing for a keyboard showing my new design;
 FIG. 2 is a front elevational view thereof;
 FIG. 3 is a right side elevational view thereof, the left side elevational view being identical;
 FIG. 4 is a rear elevational view thereof;
 FIG. 5 is a bottom plan view thereof; and,
 FIG. 6 is a top, front and right side perspective view thereof.




FIG. 1




FIG. 2




FIG. 3




FIG. 4





FIG. 5






FIG. 6