



US00D332925S

# United States Patent [19]

[11] Patent Number: **Des. 332,925**

**Kucheran et al.**

[45] Date of Patent: **\*\* Feb. 2, 1993**

[54] **CHRISTMAS ORNAMENT**

D. 191,048	8/1961	Walczak	.....	D11/121 X
D. 269,985	8/1983	Gibbons	.....	D21/158 X
D. 272,425	1/1984	Carroll	.....	D11/125
D. 283,337	4/1986	Wolfe	.....	D21/158

[76] Inventors: **Brian Kucheran**, 301 - 6350 Willingdon Avenue, Burnaby, British Columbia, Canada, V5H 2V4; **Mark Lash**, 204 Wood Street, New Westminster, British Columbia, Canada, V3M 5K4

*Primary Examiner*—Bernard Ansher  
*Assistant Examiner*—Dominic Simone  
*Attorney, Agent, or Firm*—Barrigar & Oyen

[\*\*] Term: **14 Years**

[57] **CLAIM**

[21] Appl. No.: **679,590**

The ornamental design for a Christmas ornament, as shown and described.

[22] Filed: **Apr. 3, 1991**

**DESCRIPTION**

[52] U.S. Cl. .... **D11/125; D21/158**

[58] Field of Search ..... **D11/117, 121, 125, 127; D21/158, 82, 83; 428/7; D12/319, 326**

FIG. 1 is a front perspective view illustrating our new design;

FIG. 2 is a top plan view thereof;

FIG. 3 is a left side elevational view thereof;

FIG. 4 is a bottom plan view thereof;

FIG. 5 is a right side elevational view thereof;


FIG. 6 is a front elevational view thereof; and,

FIG. 7 is a rear elevational view thereof.

[56] **References Cited**

**U.S. PATENT DOCUMENTS**

D. 71,539	11/1926	Youree	.....	D21/158 X
D. 167,660	9/1952	Schrager	.....	D11/127 X






FIG. 1

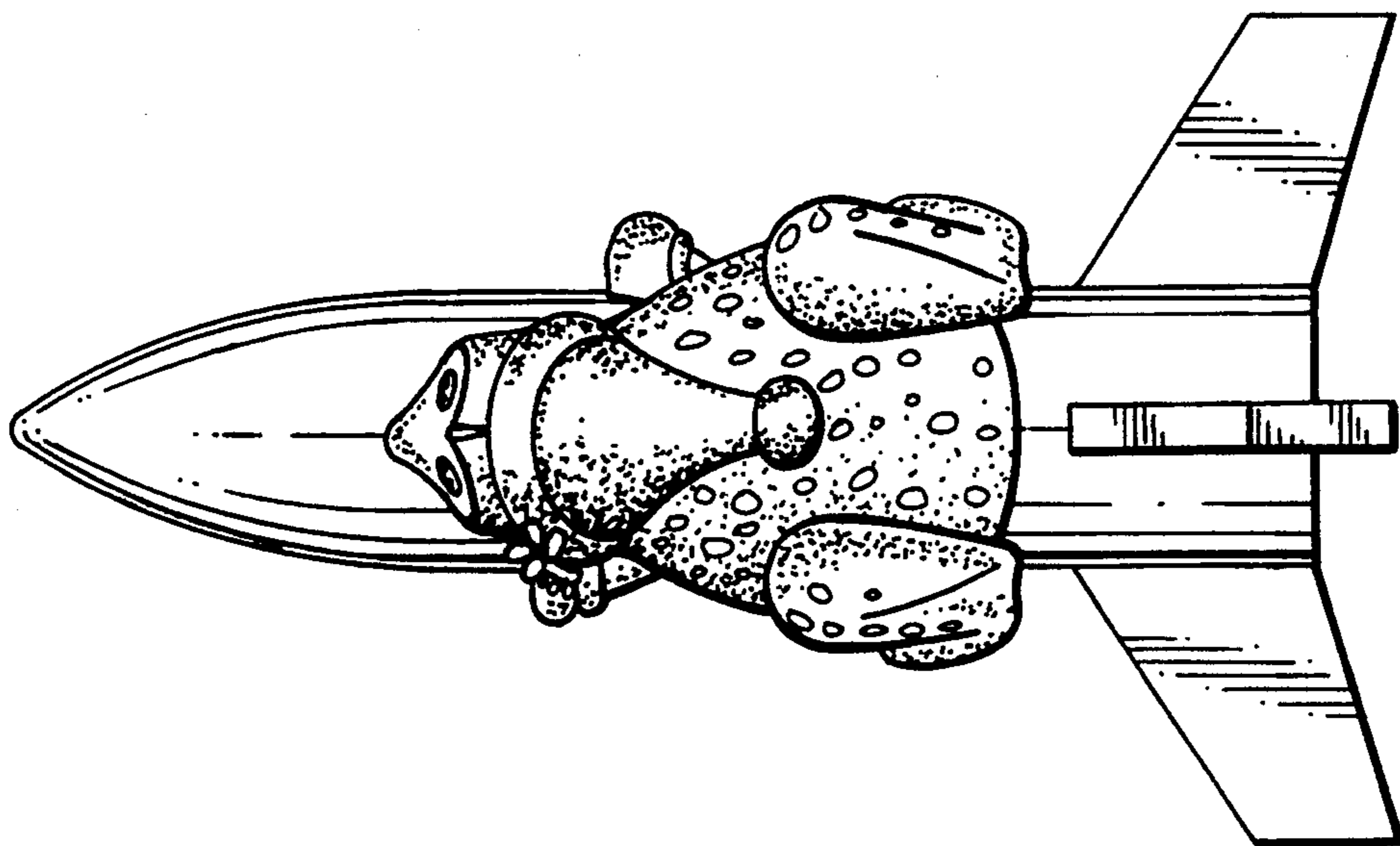


FIG. 2




FIG. 3

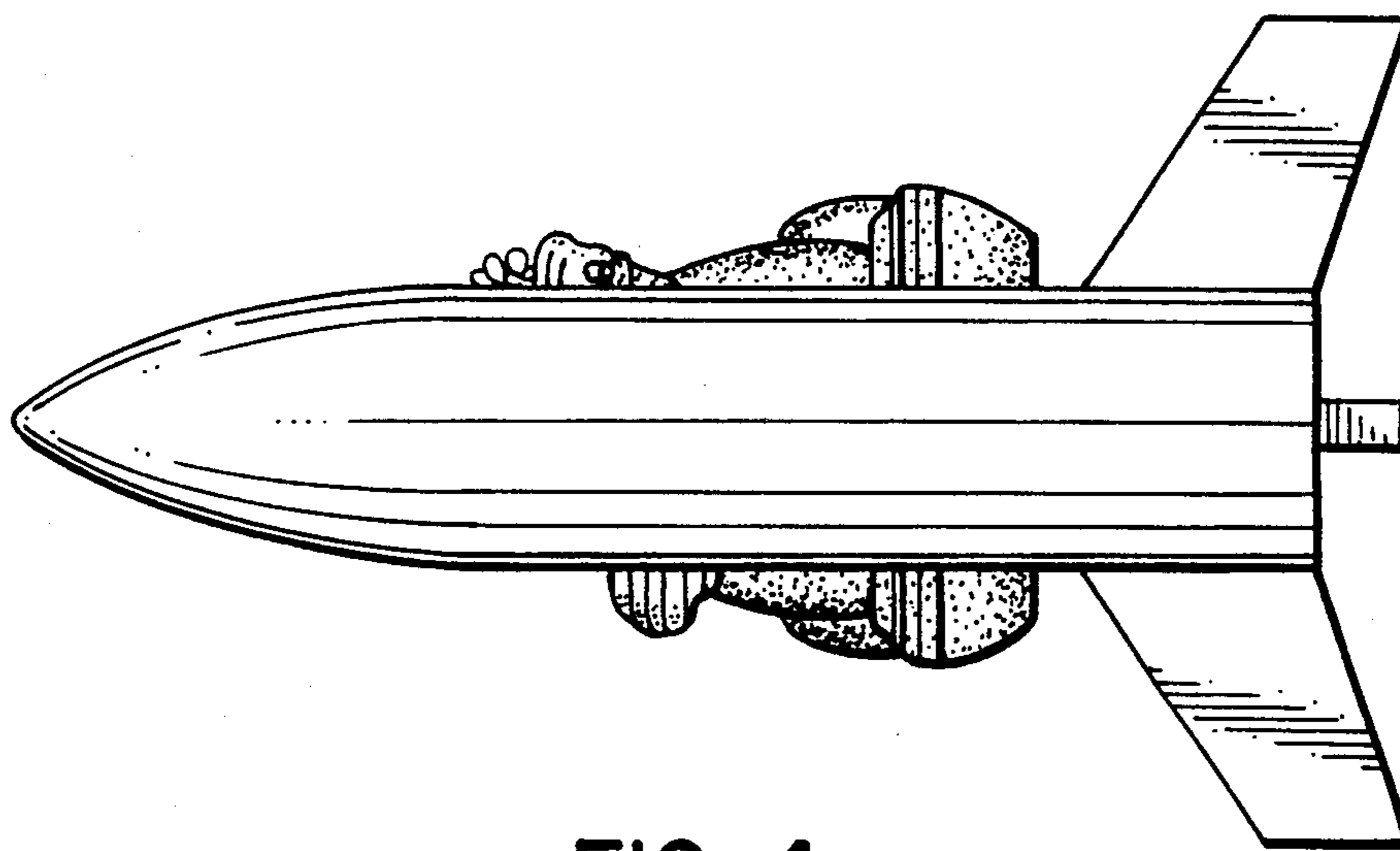


FIG. 4




FIG. 5




FIG. 6

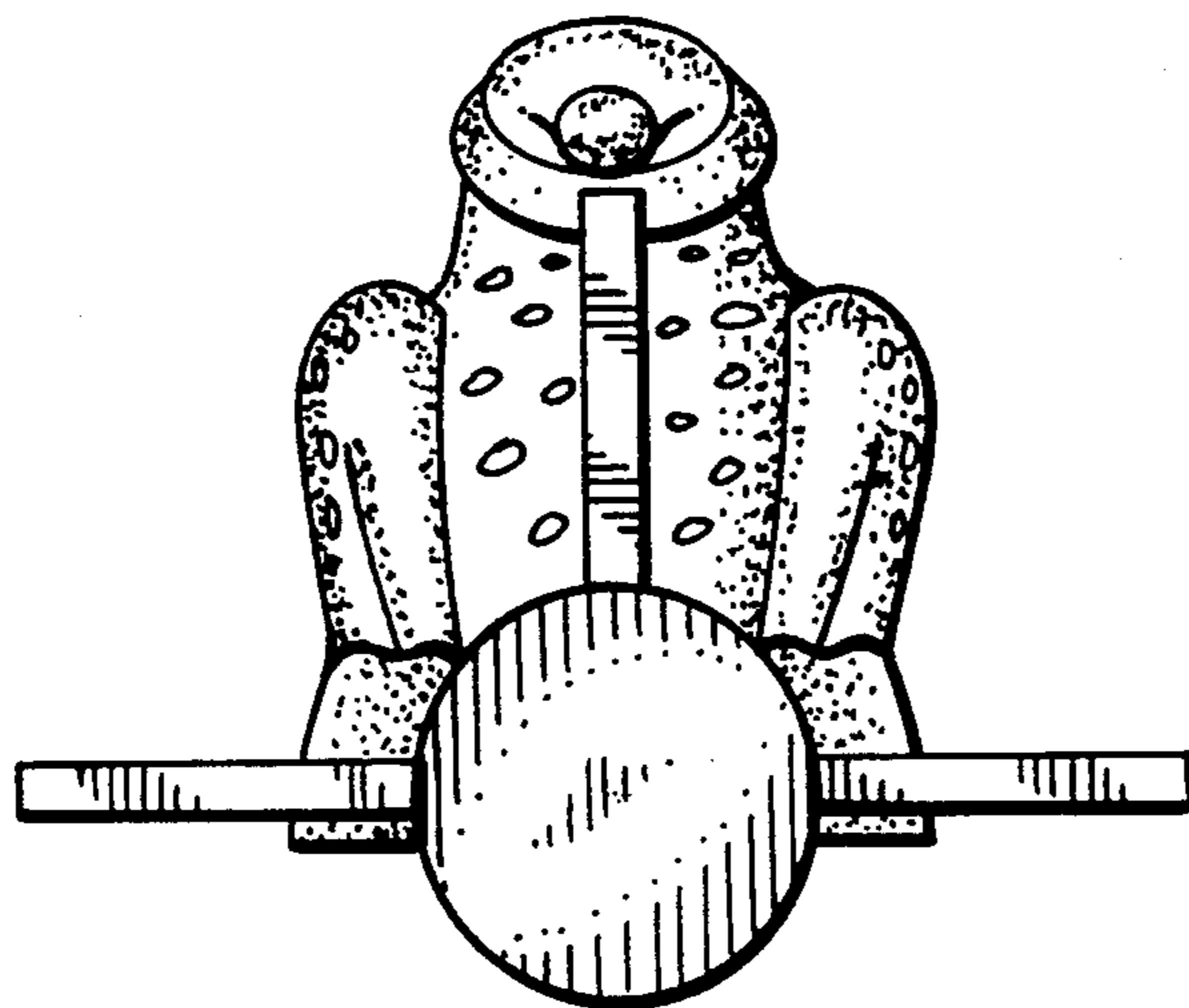


FIG. 7