



US00D332903S

# United States Patent [19]

[11] Patent Number: **Des. 332,903**

Adams

[45] Date of Patent: **\*\* Feb. 2, 1993**

[54] **HANDLE FOR A FIREPLACE TOOL**

D. 278,301 4/1985 Laslo ..... D7/649  
D. 309,849 8/1990 Callinan ..... D7/649

[76] Inventor: **John S. Adams**, 1566 Rockdale Rd.,  
Dubuque, Iowa 52001

**OTHER PUBLICATIONS**

[\*\*] Term: **14 Years**

Evans catalog, 1988, pp. 234 and 235.

[21] Appl. No.: **582,539**

*Primary Examiner*—Bernard Ansher

[22] Filed: **Sep. 14, 1990**

*Assistant Examiner*—P. Hyder

[52] U.S. Cl. .... **D8/107**

*Attorney, Agent, or Firm*—Zarley, McKee, Thomte,  
Voorhees & Sease

[58] Field of Search ..... D8/14, 107, 303, 305;  
D28/87; D23/403; D26/153, 154; D7/394,  
649, 653; 81/489; 16/110 R; 294/9, 10, 11, 12,  
13, 14

[57] **CLAIM**

The ornamental design for a handle for a fireplace tool,  
as shown.

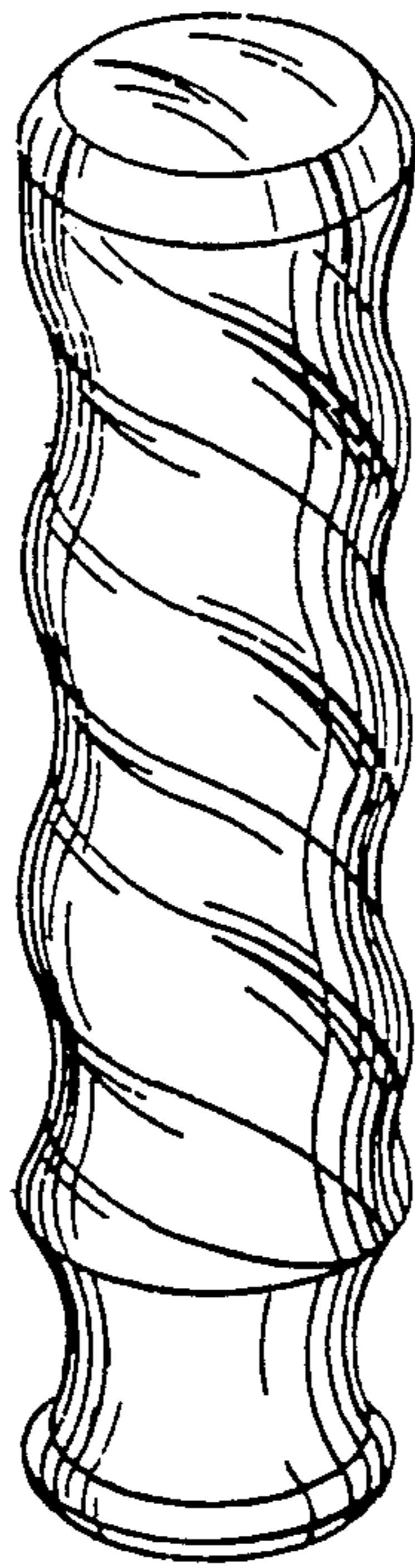
[56] **References Cited**

**DESCRIPTION**

**U.S. PATENT DOCUMENTS**

D. 14,331 10/1883 Edson ..... D8/DIG. 4  
D. 119,262 3/1940 Gurrieri ..... D8/DIG. 6  
D. 137,606 4/1944 Shulman ..... D7/393  
D. 142,091 8/1945 Katz ..... D7/649

FIG. 1 is a perspective view of a handle for a fireplace  
tool showing my new design;  
FIG. 2 is a front elevational view thereof;  
FIG. 3 is a top plan view thereof; and,  
FIG. 4 is a bottom plan view thereof.



U.S. Patent

Feb. 2, 1993

Des. 332,903

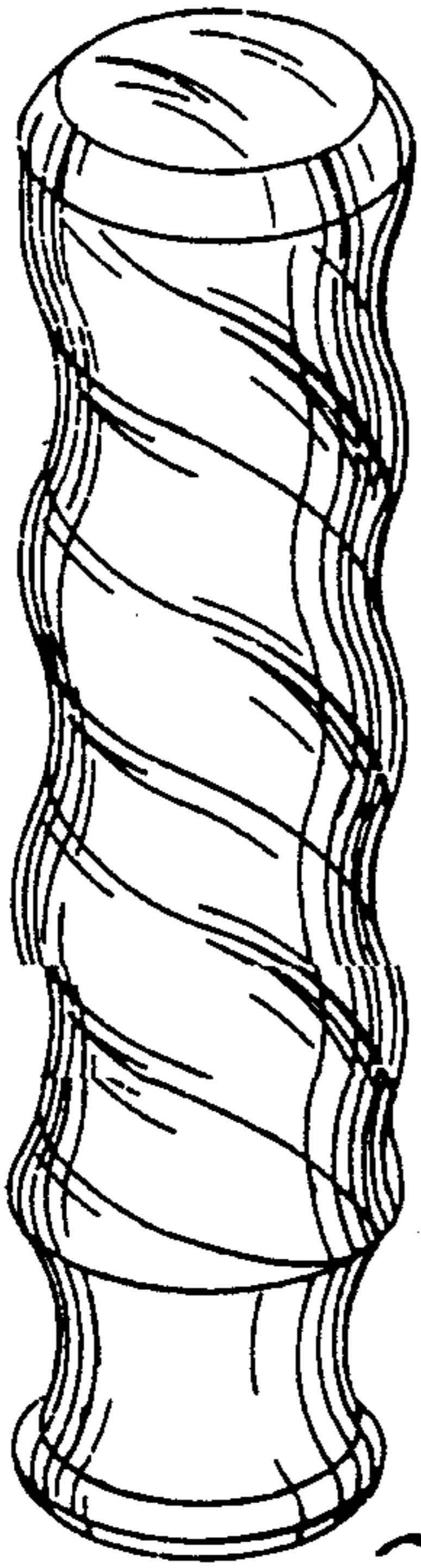


Fig. 1

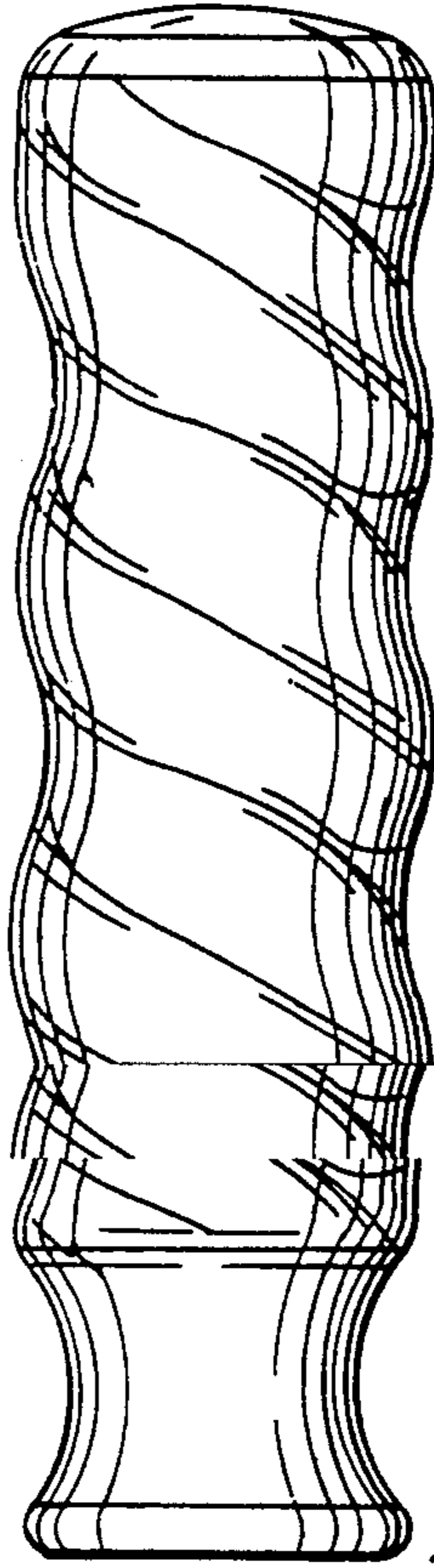


Fig. 2




Fig. 3

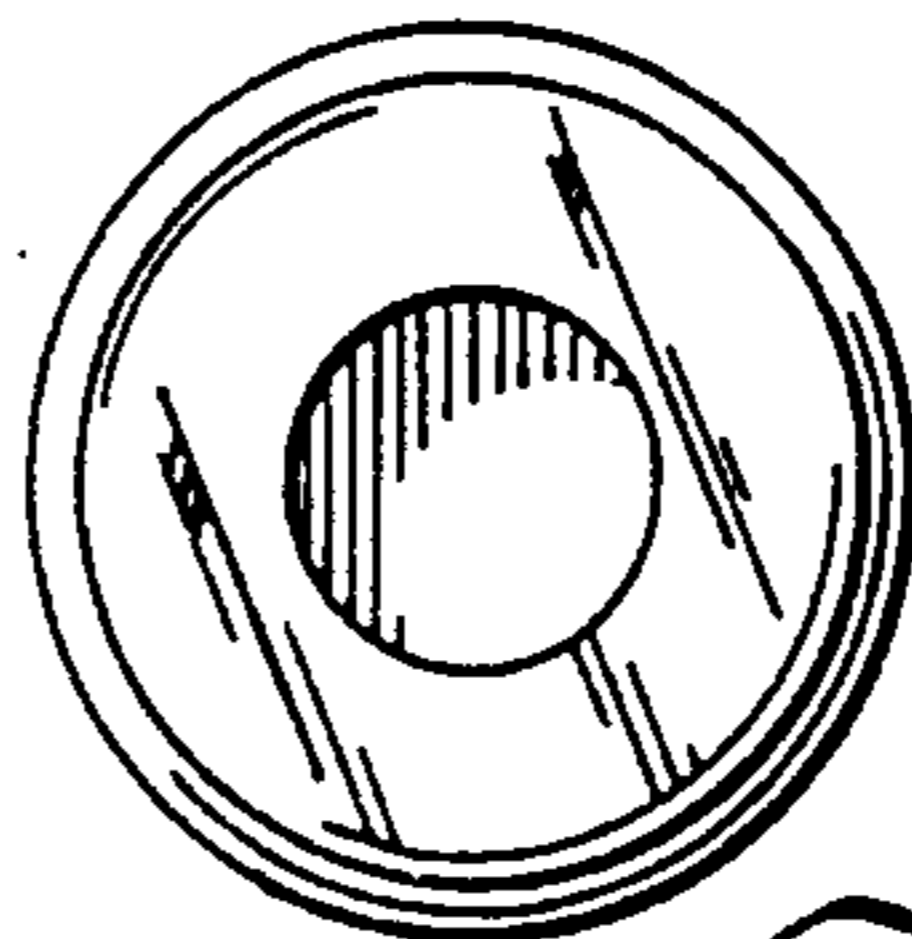


Fig. 4