



US00D332888S

United States Patent [19]

[11] Patent Number: **Des. 332,888**

Cook

[45] Date of Patent: **** Feb. 2, 1993**

[54] WINE RACK

[76] Inventor: **David Cook, 203A Kope Rd., Perkiomenville, Pa. 18074**

[**] Term: **14 Years**

[21] Appl. No.: **517,059**

[22] Filed: **May 1, 1990**

[52] U.S. Cl. **D6/514; D6/450; D7/618**

[58] Field of Search **D6/449-469, D6/513, 514, 563, 565; 211/13, 71; D7/616-620**

D. 241,098	8/1976	Durfee et al.	D6/514 X
D. 249,606	9/1978	Terdina et al.	D6/514
D. 260,463	9/1981	Imus .	
D. 266,215	9/1982	Bratton	D7/616 X
D. 273,446	4/1984	Rankin et al.	D6/514 X
D. 291,417	8/1987	Morgan	D6/460 X
4,603,507	8/1986	Nelson	D6/514

Primary Examiner—Carmen H. Vales-Lado
Attorney, Agent, or Firm—Terry M. Gernstein

[57] CLAIM

The ornamental design for a wine rack, as shown and described.

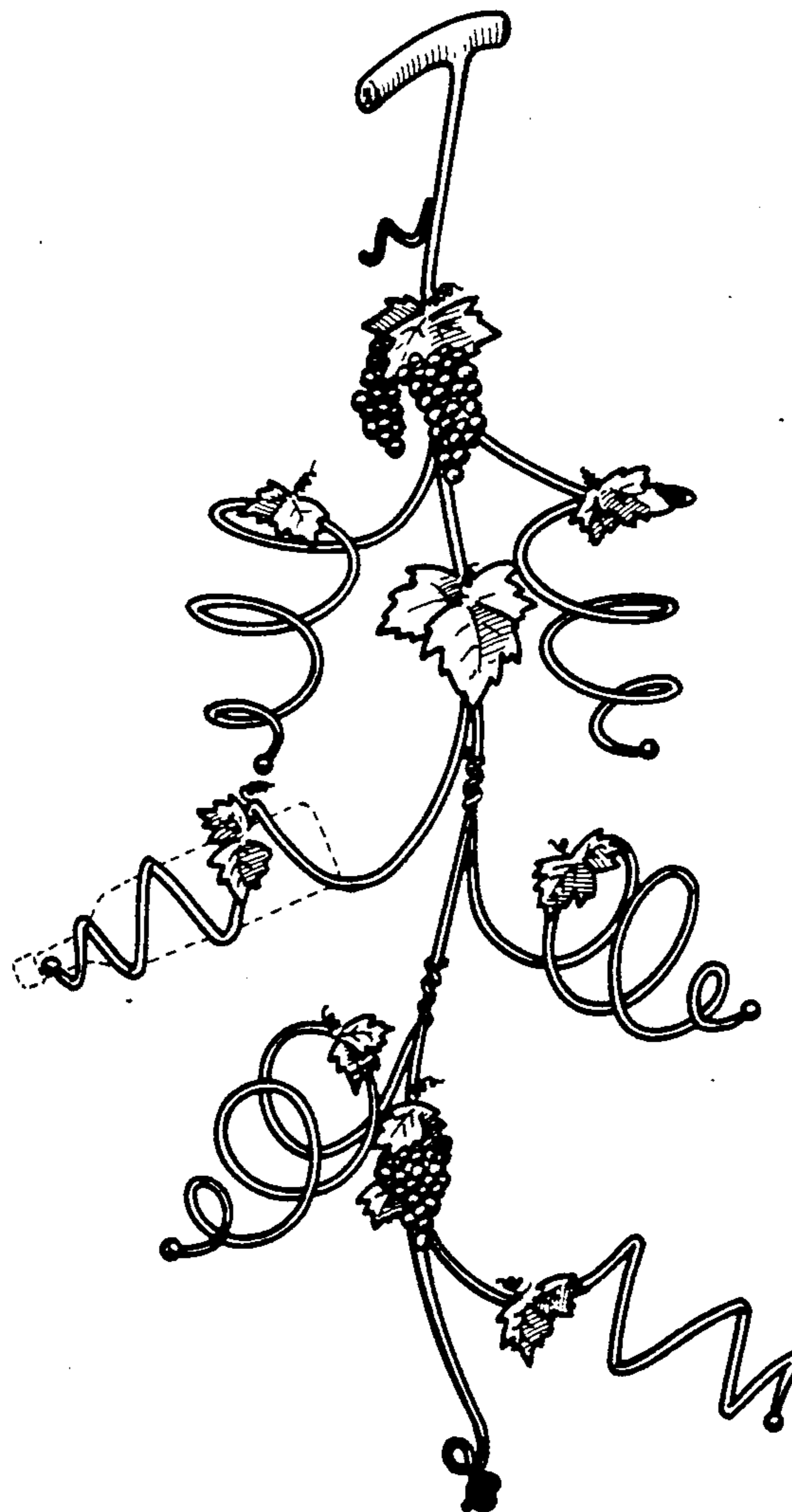
DESCRIPTION

FIG. 1 is a perspective view of a wine rack showing my new design;
FIG. 2 is a front elevational view, the rear view being a mirror image thereof;
FIG. 3 is a top plan view thereof; and,
FIG. 4 is a bottom plan view thereof.

[56] References Cited

U.S. PATENT DOCUMENTS

D. 226,889	5/1973	Bauer .	
D. 232,205	7/1974	Kauer	D6/458 X
D. 232,284	8/1974	Shuck	D7/616 X



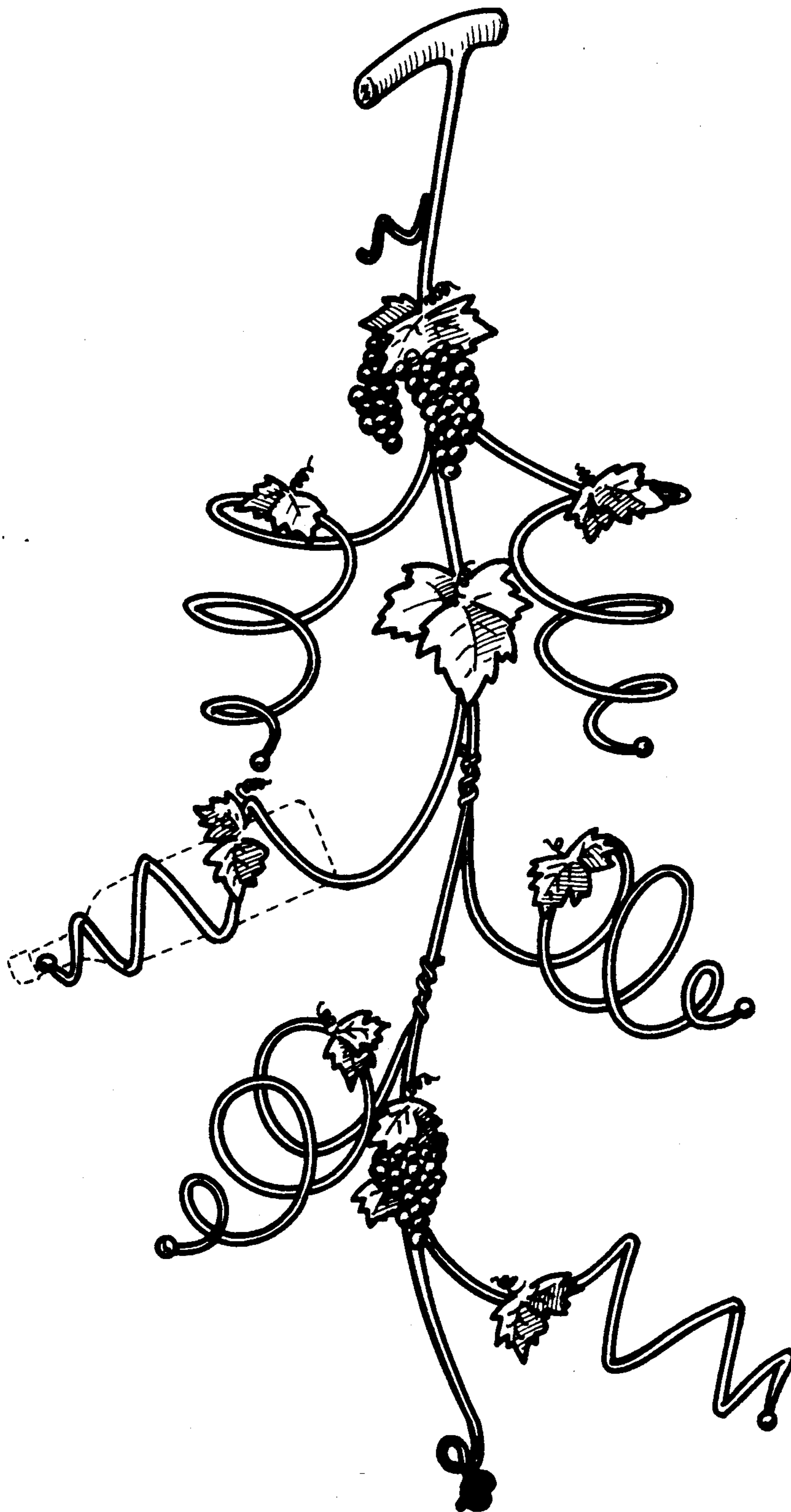


FIG. 1

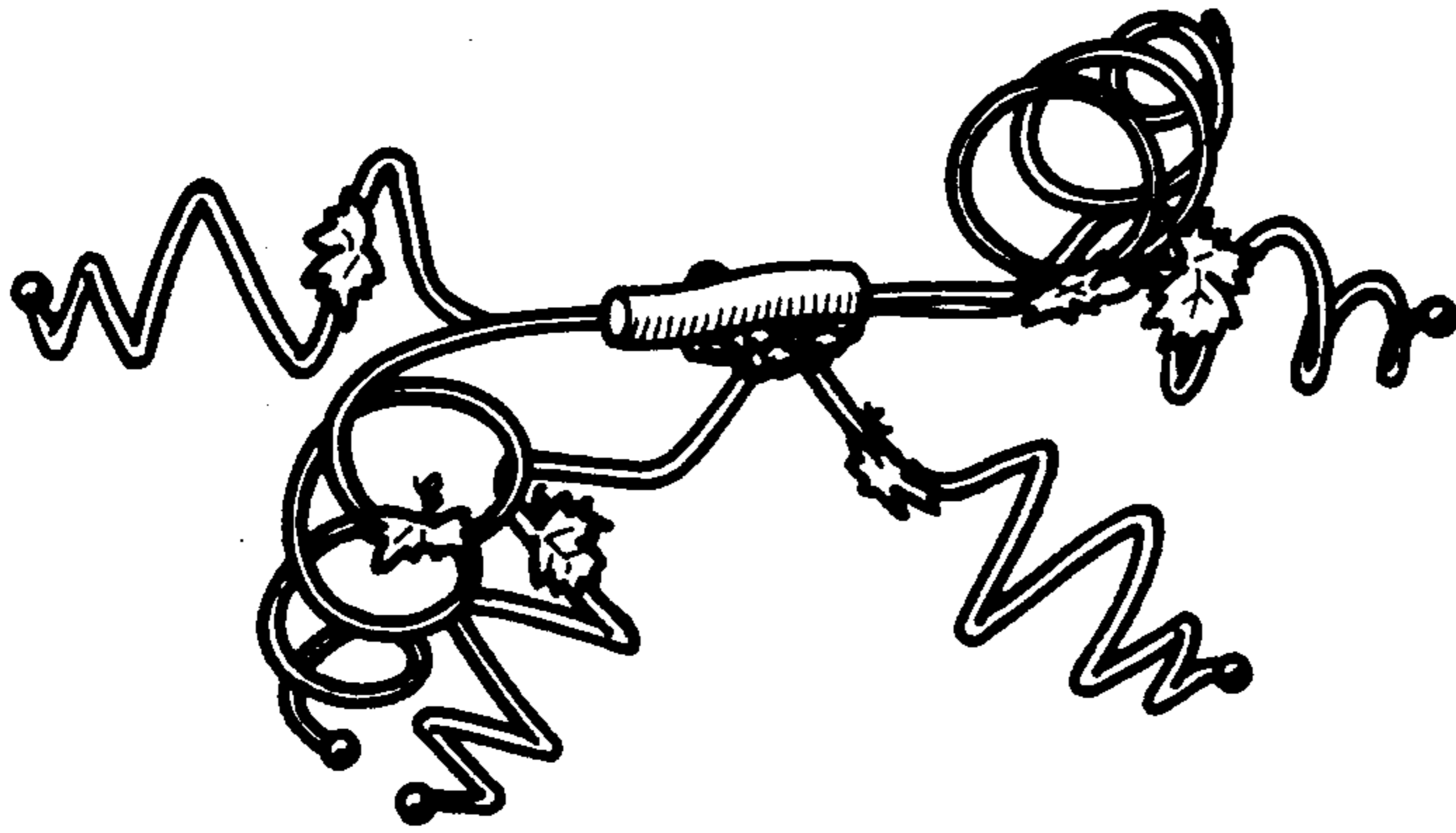


FIG. 2



FIG. 3




FIG. 4