



US00D332884S

United States Patent [19]

Milanowski

[11] Patent Number: Des. 332,884

[45] Date of Patent: ** Feb. 2, 1993

[54] TABLE

[76] Inventor: Scott R. Milanowski, 1800
Mapleview, SE., Kentwood, Mich.
49508

[**] Term: 14 Years

[21] Appl. No.: 552,204

[22] Filed: Jul. 12, 1990

[52] U.S. Cl. D6/480; D6/349

[58] Field of Search D6/480, 482-488,
D6/495, 492, 429, 349, 355; 108/50

[56] **References Cited**

U.S. PATENT DOCUMENTS

D. 98,890	3/1936	Dumphrey	D6/480 X
D. 137,954	5/1944	Duls et al.	D6/480
D. 242,001	10/1976	Carter	D6/485
D. 247,082	1/1978	Thompson et al.	D6/492
D. 283,656	5/1986	Nennes	D6/480
D. 297,892	10/1988	Riggsby	D6/485
D. 308,615	6/1990	Hubert	D6/429

OTHER PUBLICATIONS

Ficks Reed Co., p. 65, Coffe Table at bottom.

Calif-Asia/Hermosa Rattan ©1974, p. 40 Table at bottom.


Primary Examiner—Nelson C. Holtje
Assistant Examiner—Janice E. Seeger
Attorney, Agent, or Firm—Price, Heneveld, Cooper,
DeWitt & Litton

[57] **CLAIM**

The ornamental design for a table, as shown and described.

DESCRIPTION

FIG. 1 is an end elevational view of a table showing my new design, the opposite end being identical thereto; FIG. 2 is a perspective view thereof; FIG. 3 is a side elevational view thereof, the opposite side being identical thereto; FIG. 4 is a top view thereof; FIG. 5 is an end elevational view of a table showing a second embodiment of my new design, the opposite end being identical thereto; FIG. 6 is a perspective view thereof; FIG. 7 is a side elevational view thereof, the opposite side being identical thereto; and, FIG. 8 is a top plan view thereof. FIGS. 2, 4, 6 and 8 have been drawn on a reduced scale with respect to FIG. 1.






Fig. 1.

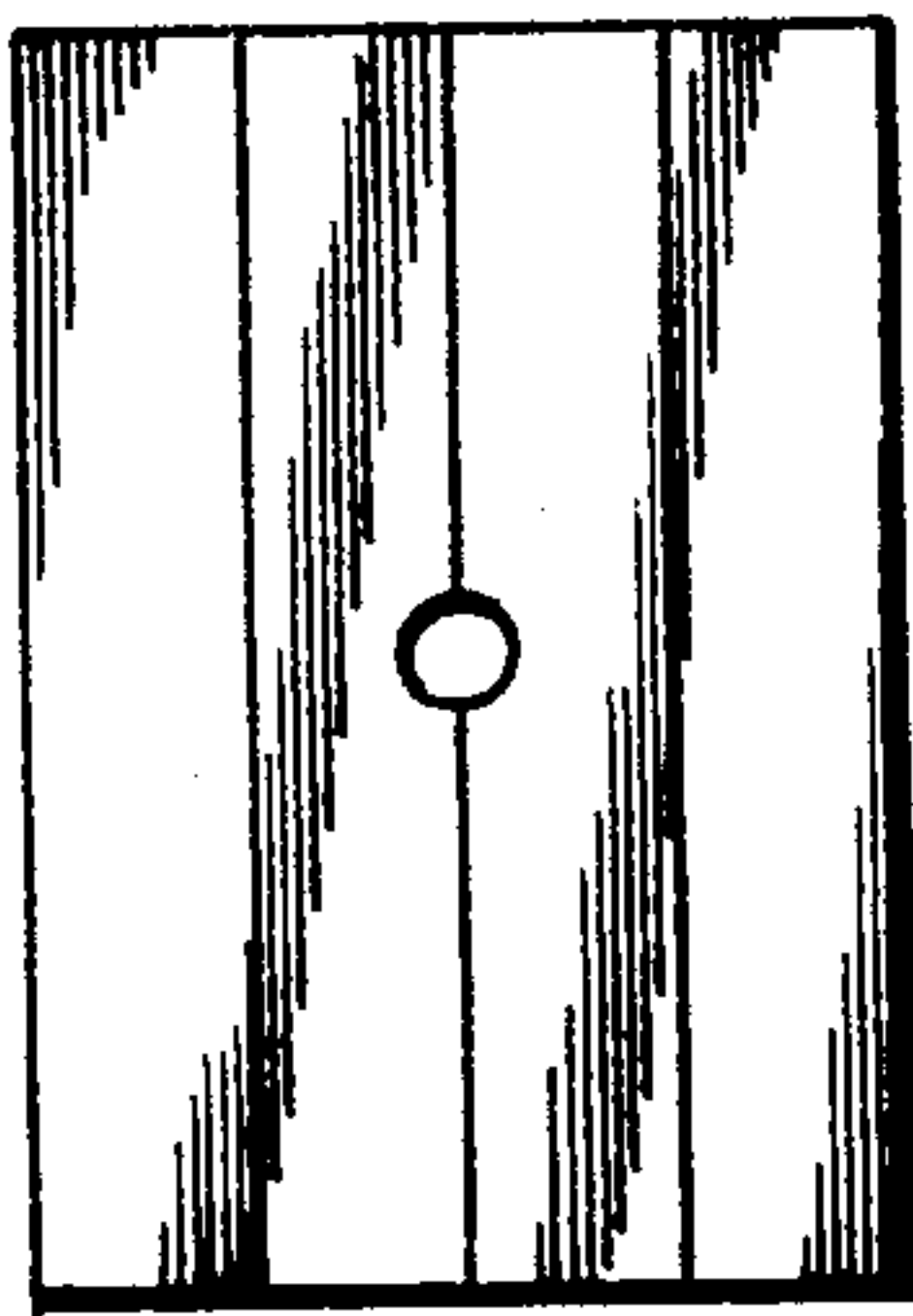


Fig. 4.




Fig. 2.




Fig. 3.

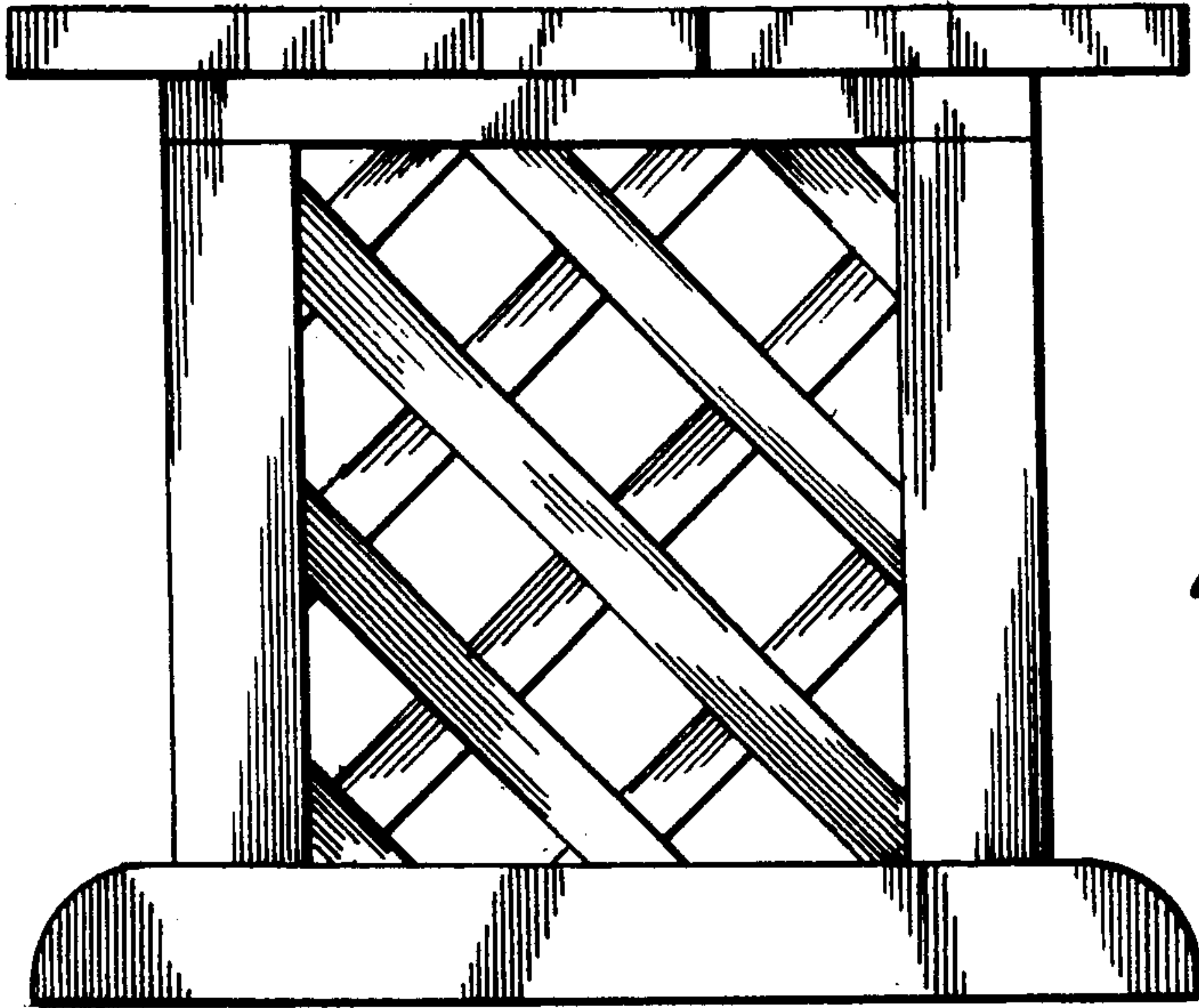


Fig. 5




Fig. 8




Fig. 6.

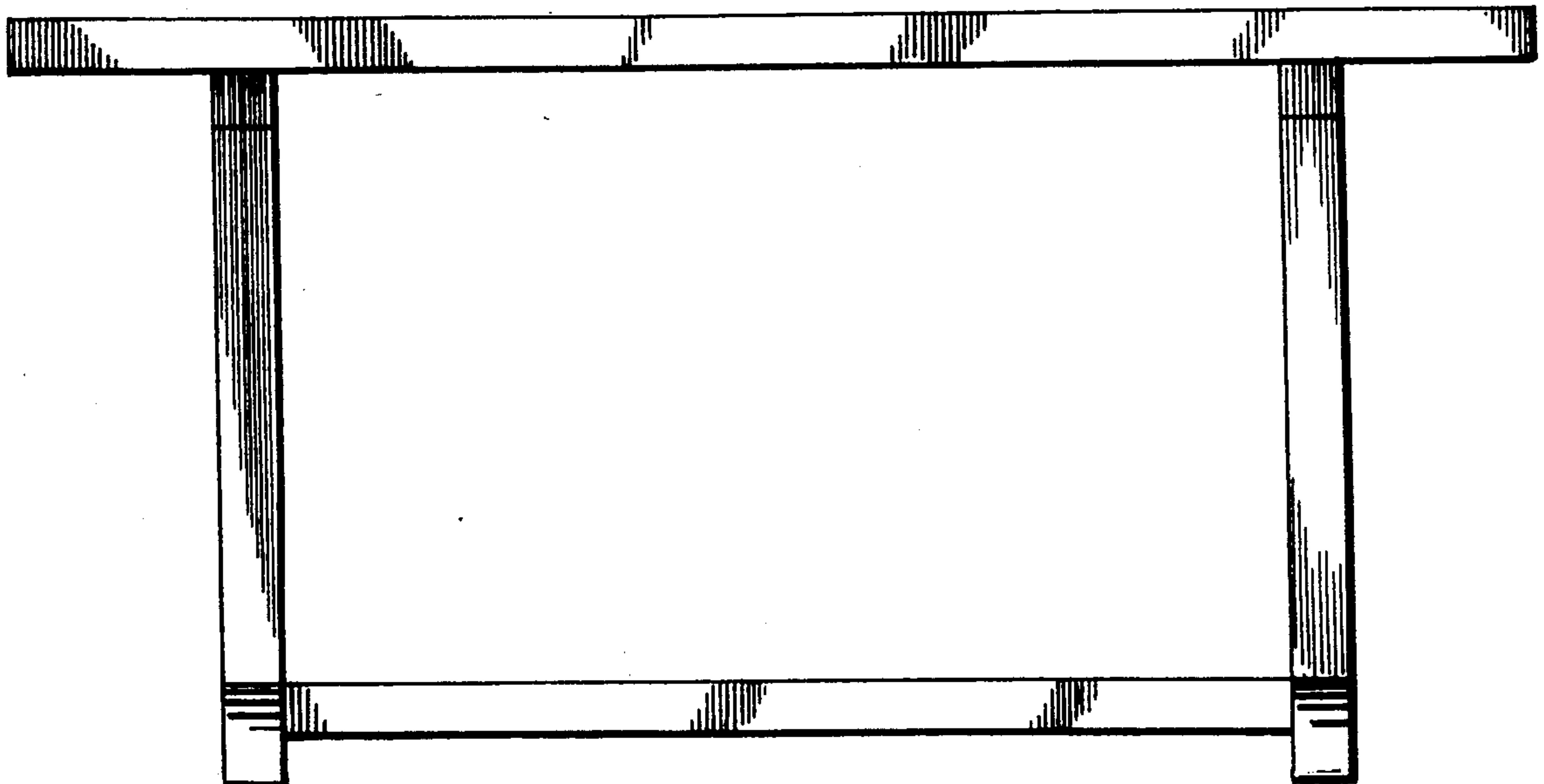


Fig. 7.