



US00D332871S

# United States Patent [19]

[11] Patent Number: **Des. 332,871**

Seber

[45] Date of Patent: **\*\* Feb. 2, 1993**

[54] **KNIFE SHEATH**

[75] Inventor: **Brett P. Seber, Escondido, Calif.**

[73] Assignee: **Buck Knives, Inc., El Cajon, Calif.**

[\*\*] Term: **14 Years**

[21] Appl. No.: **767,208**

[22] Filed: **Sep. 30, 1991**

[52] U.S. Cl. .... **D3/102; D3/106**

[58] Field of Search ..... **D3/100, 101, 102, 104, 105, 106, 30.1; 224/911, 252, 245, 242, 243, 232, 253, 238, 193; 30/151, 162, 163**

D. 291,627	9/1987	Collins	.....	D3/102
1,286,597	12/1918	Jennings	.....	224/252 X
4,645,103	2/1987	Bianchi et al.	.....	224/243
4,750,656	6/1988	Bianchi et al.	.....	224/253
4,805,819	2/1989	Collins	.....	30/151 X

*Primary Examiner*—Louis S. Zarfes  
*Assistant Examiner*—Doris V. Coles  
*Attorney, Agent, or Firm*—Philip D. Junkins

### [57] CLAIM

The ornamental design for a knife sheath, as shown.

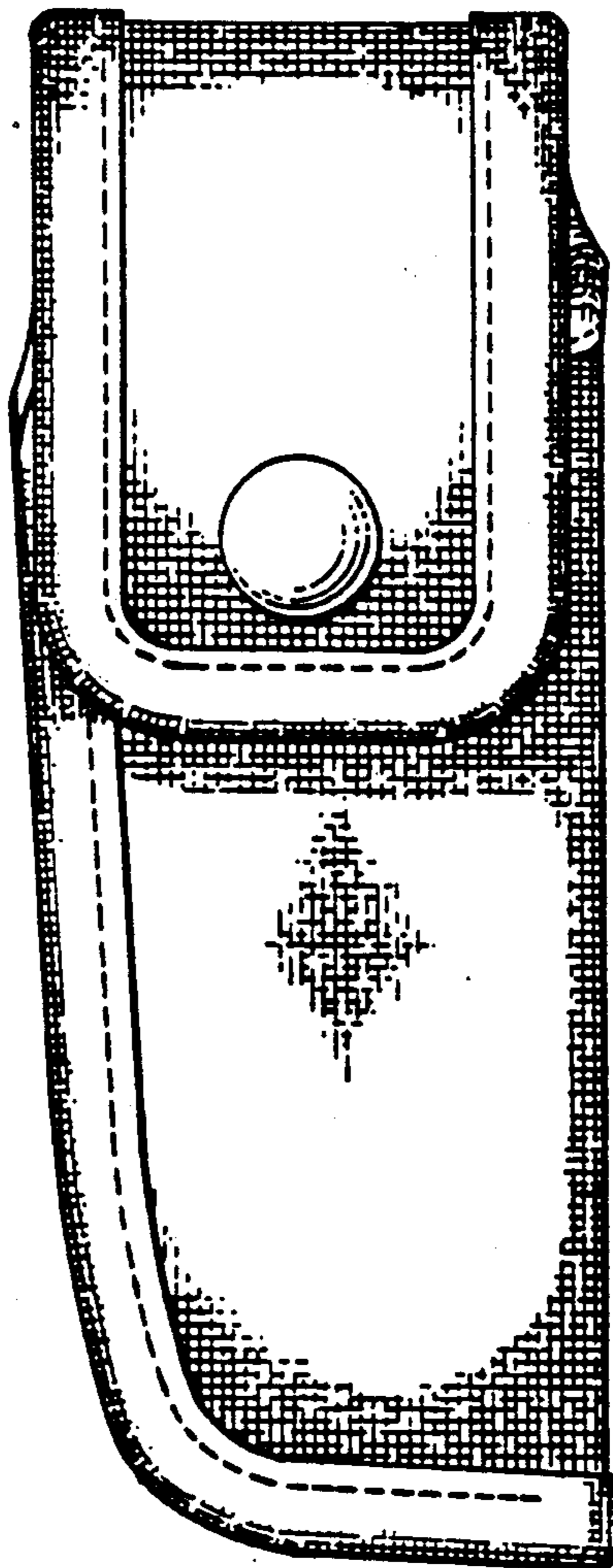
### DESCRIPTION

FIG. 1 is a front elevational view of a knife sheath, showing my new design;  
FIG. 2 is a rear elevational view thereof;  
FIG. 3 is a right side elevational view thereof;  
FIG. 4 is a left side elevational view thereof;  
FIG. 5 is a top plan view thereof; and,  
FIG. 6 is a bottom plan view thereof.

### [56] References Cited

#### U.S. PATENT DOCUMENTS

D. 266,205	9/1982	Berman	.....	D3/106 X
D. 281,896	12/1985	DeMayo	.....	D3/102
D. 286,315	10/1986	Gregory	.....	D3/104



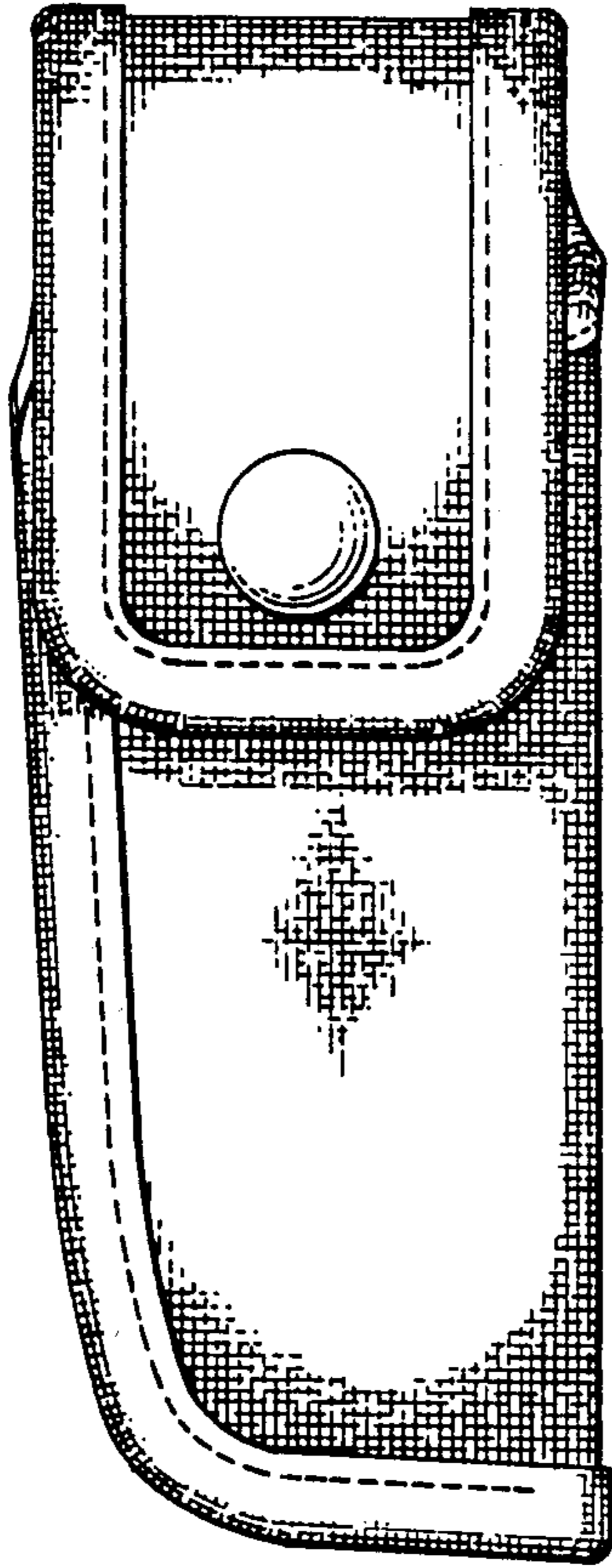


FIG. 1.




FIG. 2.

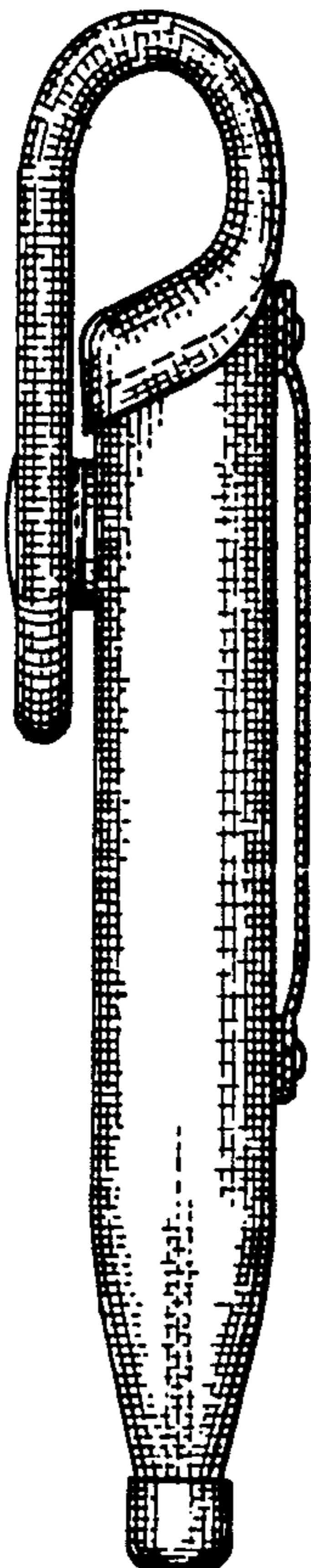


FIG. 3.




FIG. 4.

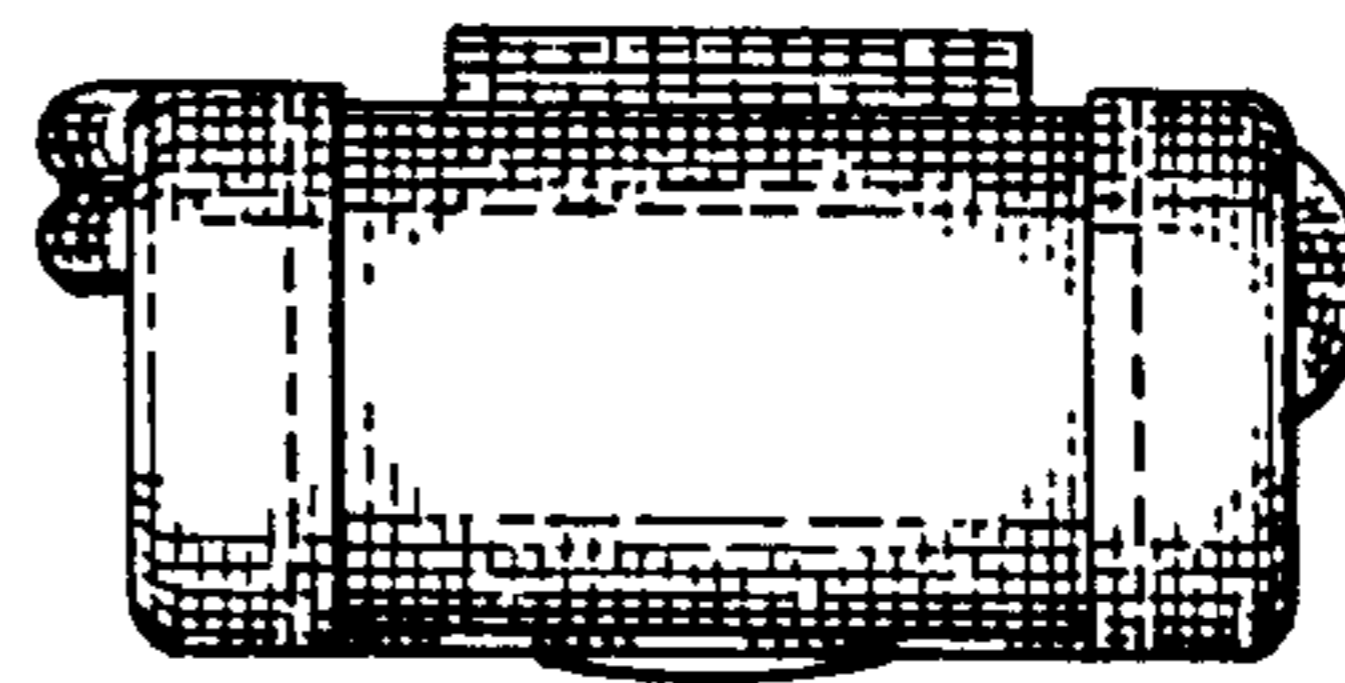


FIG. 5.

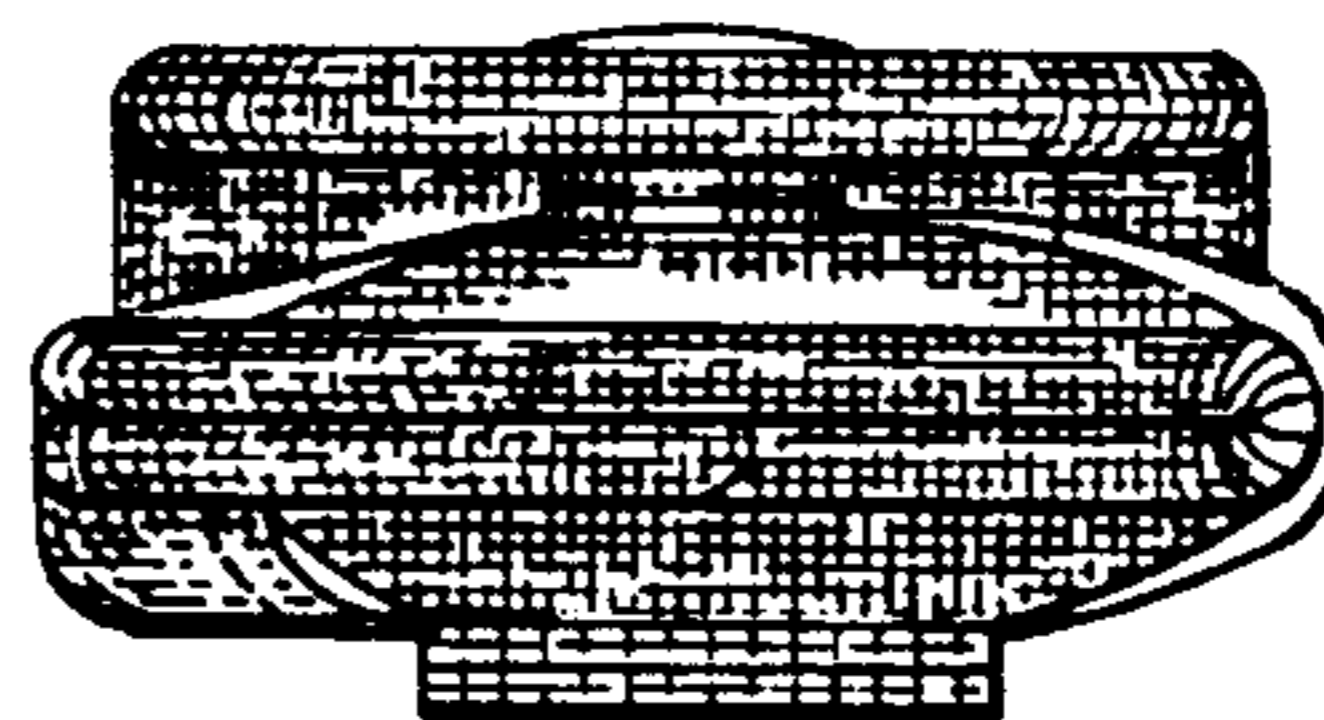


FIG. 6.