



US00D332869S

United States Patent [19]

[11] Patent Number: **Des. 332,869**

Diefenbach

[45] Date of Patent: **** Feb. 2, 1993**

[54] ATTACHE CASE

3,497,041	2/1970	Samhammer	190/115 X
3,576,238	4/1971	Chubb	190/120
4,366,684	1/1983	Bako et al.	190/903 X

[75] Inventor: **Berndt Diefenbach**, Starnberg, Fed. Rep. of Germany

Primary Examiner—A. Hugo Word
Assistant Examiner—Paula A. Mortimer
Attorney, Agent, or Firm—Abelman, Frayne & Schwab

[73] Assignee: **Carlton International PLC**, Enfield, United Kingdom

[**] Term: **14 Years**

[57] **CLAIM**

[21] Appl. No.: **553,672**

The ornamental design for an attache case, as shown and described.

[22] Filed: **Jul. 13, 1990**

DESCRIPTION

[52] U.S. Cl. **D3/76**

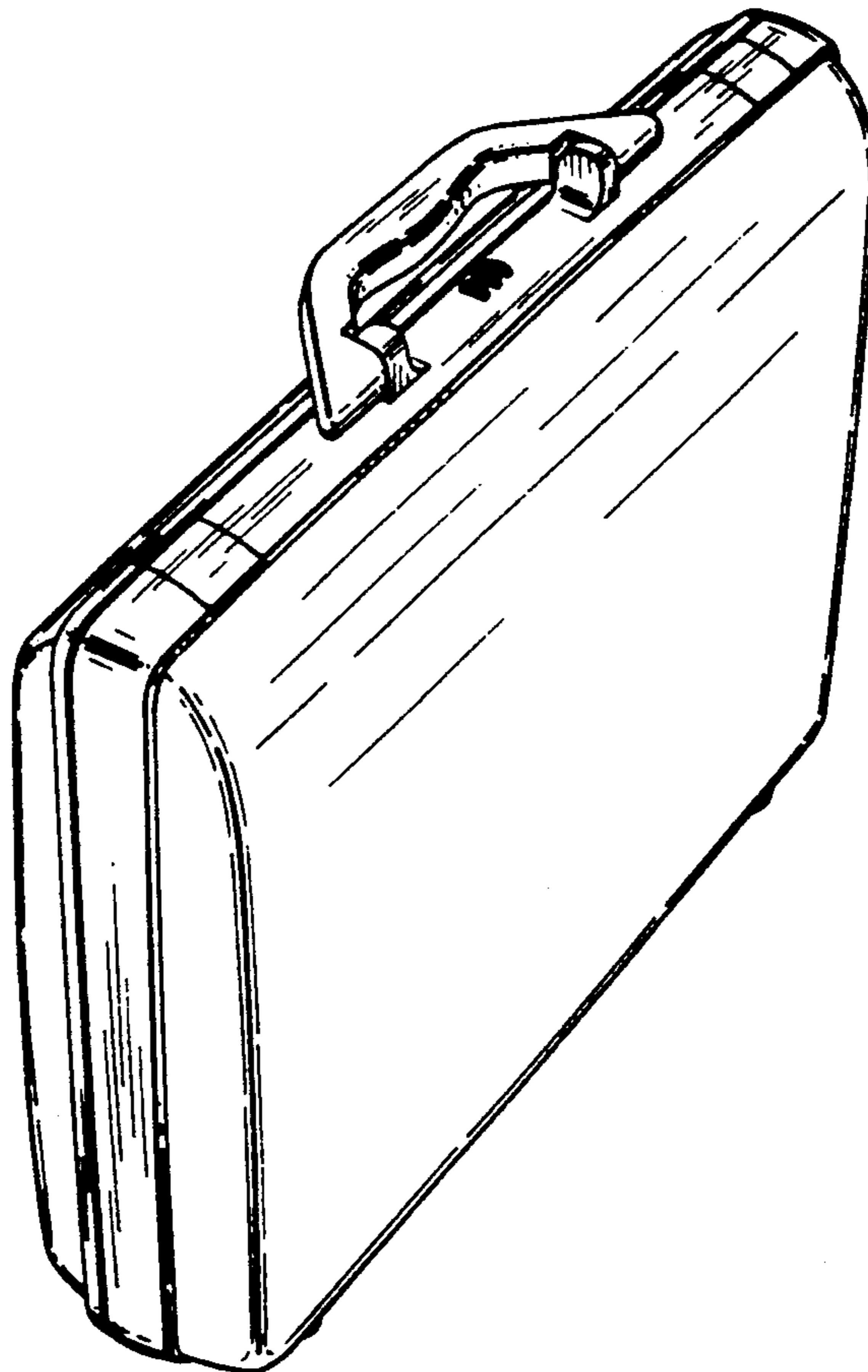
[58] Field of Search **D3/76, 74, 78;**
190/18 A, 18 R, 115, 121, 120, 109, 110, 111,
112, 113, 900, 901, 902, 903, 114

FIG. 1 is a front elevational view of an attache case showing my new design;
FIG. 2 is a rear elevational view thereof;
FIG. 3 is an opposite side elevational view thereof;
FIG. 4 is an opposite side elevational view thereof;
FIG. 5 is a top plan view thereof;
FIG. 6 is a bottom plan view thereof;
FIG. 7 is a front perspective view thereof; and,
FIG. 8 is a rear perspective view thereof.

[56] **References Cited**

U.S. PATENT DOCUMENTS

D. 278,000	3/1985	Nordstrom et al.	D3/76
3,228,479	1/1967	Palmer et al.	D3/76 X



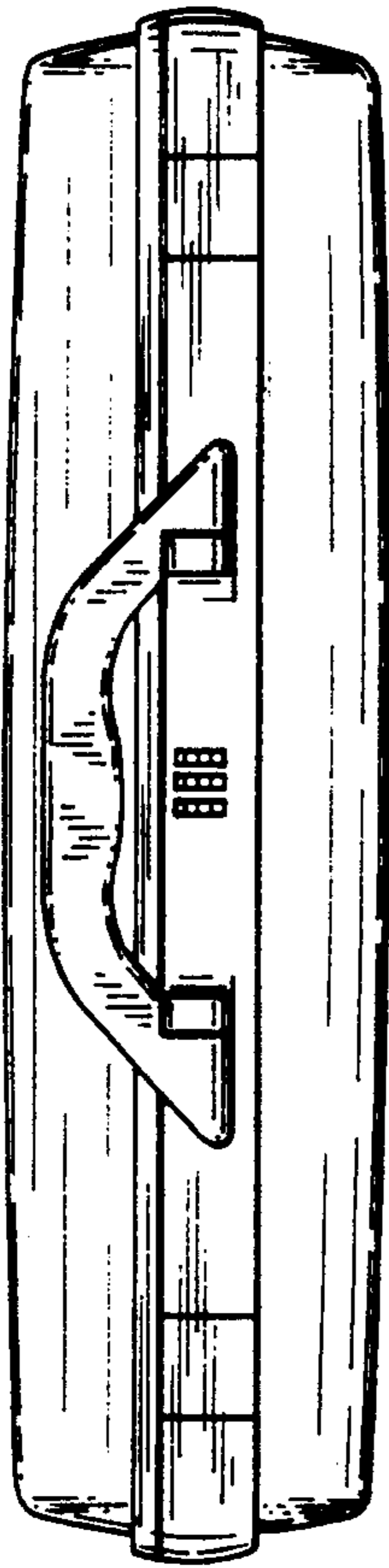


Fig. 5

Fig. 1




Fig. 3




Fig. 2

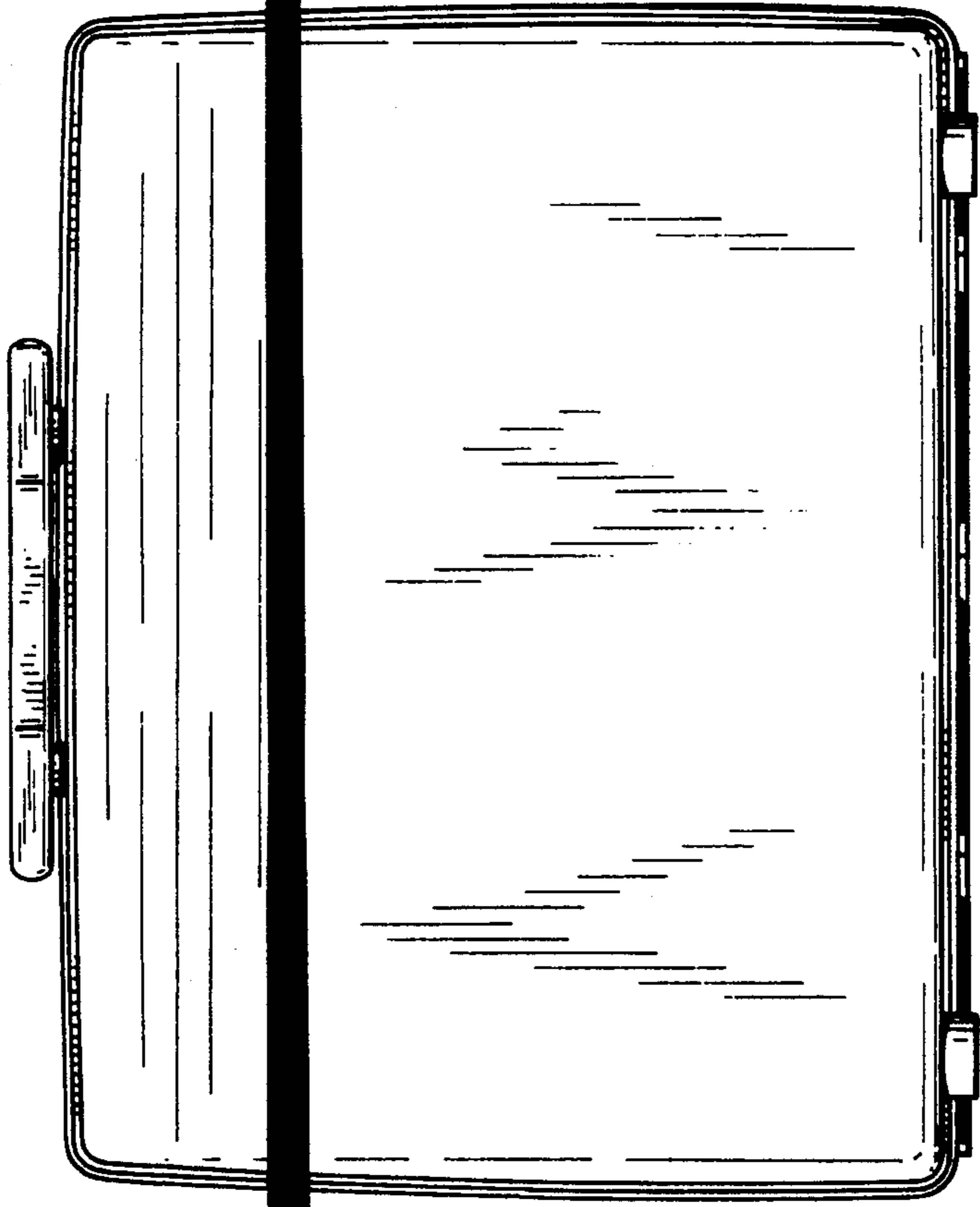


Fig. 4





Fig. 6



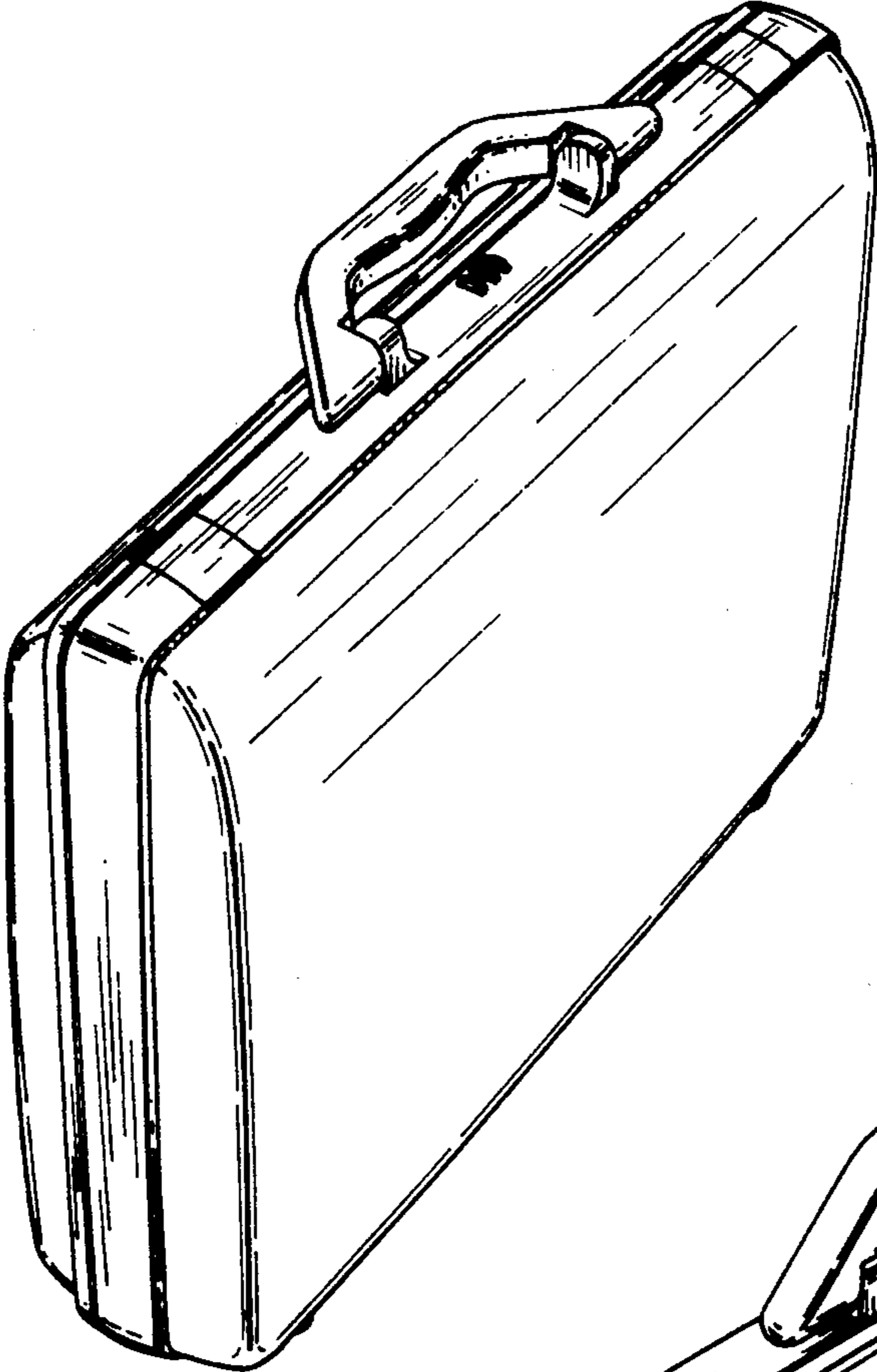


Fig. 7




Fig. 8