



US00D332863S

United States Patent [19]

[11] Patent Number: **Des. 332,863**

Lucas

[45] Date of Patent: **** Feb. 2, 1993**

[54] **OUTSOLE**

[75] Inventor: **Robert J. Lucas**, Portland, Oreg.

[73] Assignee: **Nike, Inc.**, Beaverton, Oreg.

[**] Term: **14 Years**

[21] Appl. No.: **840,988**

[22] Filed: **Feb. 25, 1992**

[52] U.S. Cl. **D2/320**

[58] Field of Search **D2/264, 265, 274, 311, D2/317-321; 36/25, 28, 29, 32 R, 43, 44, 59 R, 59 C, 101-107, 114, 132, 136**

[56] **References Cited**

U.S. PATENT DOCUMENTS

D. 77,183	12/1928	Oakley	D2/320
D. 244,642	6/1977	Famolare, Jr.	.	
D. 245,734	9/1977	Jacobs	.	
D. 266,371	10/1982	Stubblefield	.	
D. 280,355	9/1985	Austin	D2/320
D. 280,356	9/1985	Austin	D2/320
D. 286,342	10/1986	Stubblefield	D2/320
D. 296,151	6/1988	Mourad	.	
D. 296,724	7/1988	Peterson	.	
D. 305,278	1/1990	Kiyosawa	.	
D. 319,535	9/1991	Hatfield	D2/320
D. 321,973	12/1991	Hatfield	D2/320
D. 321,976	12/1991	Kiyosawa	D2/320
D. 322,511	12/1991	Lucas	D2/320
4,501,077	2/1985	Young	36/32 R

OTHER PUBLICATIONS

Nike 1992 Spring Catalog, published May 1991, even pp. 62-66.

Nike 1991 Fall Catalog, published Dec. 1990, even pp. 60-68.

Nike 1989 Fall Catalog, published Dec. 1988, p. 74.

Nike 1989 Spring Catalog, published Jun. 1988, p. 82.

Primary Examiner—Louis S. Zarfaz

Attorney, Agent, or Firm—Banner, Birch, McKie & Beckett

[57] **CLAIM**

The ornamental design for an outsole, as shown and described.

DESCRIPTION

FIG. 1 is a bottom plan view of an outsole showing my new design;

FIG. 2 is a cross-section taken along lines 2—2 of FIG. 1;

FIG. 3 is a cross-section taken along line 3—3 of FIG. 1;

FIG. 4 is a cross-section taken along line 4—4 of FIG. 1;

FIG. 5 is a cross-section taken along line 5—5 of FIG. 1;

FIG. 6 is a cross-section taken along line 6—6 of FIG. 1;

FIG. 7 is a cross-section taken along line 7—7 of FIG. 1;

FIG. 8 is an elevational view of one side of the outsole shown in FIG. 1; and,

FIG. 9 is an elevational view of the other side of the outsole shown in FIG. 1.

The broken line showing of an upper in FIGS. 8 and 9 is for illustrative purposes only and forms no part of the claimed design.

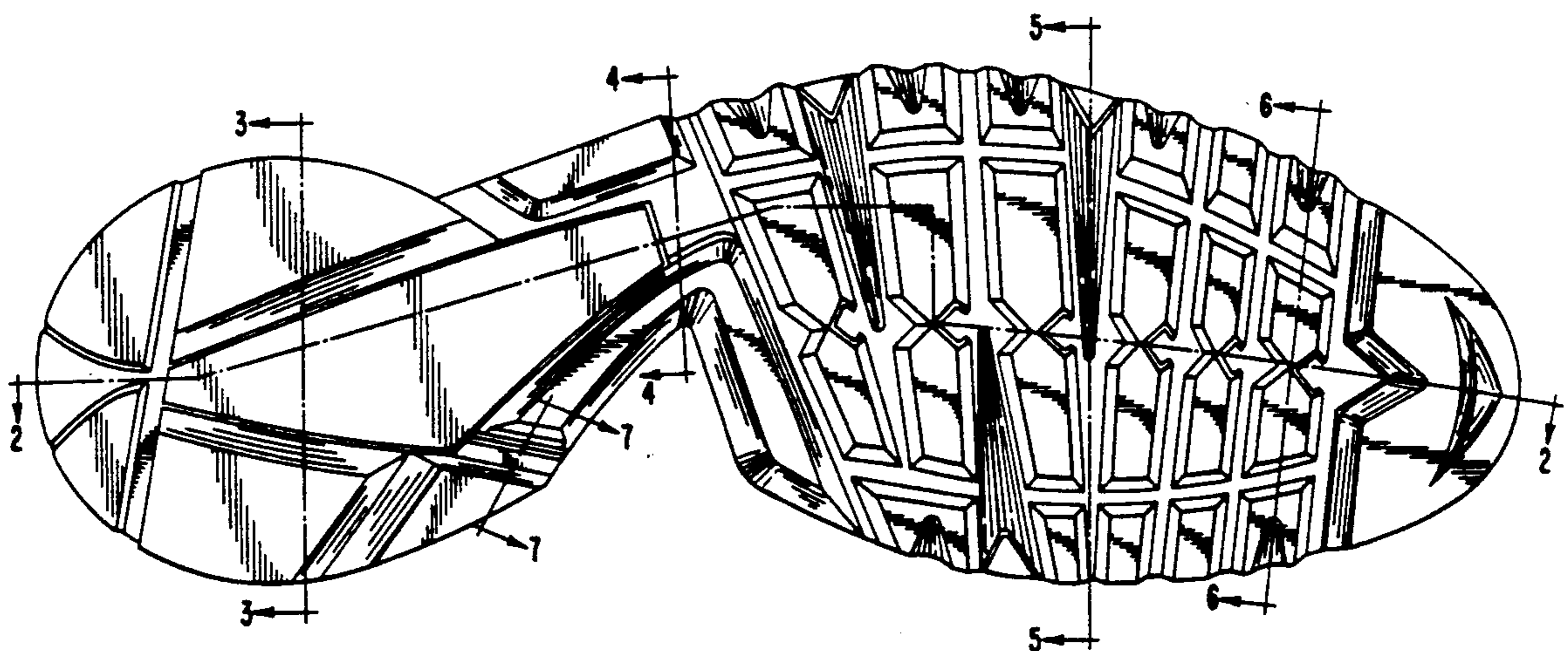


FIG. 1

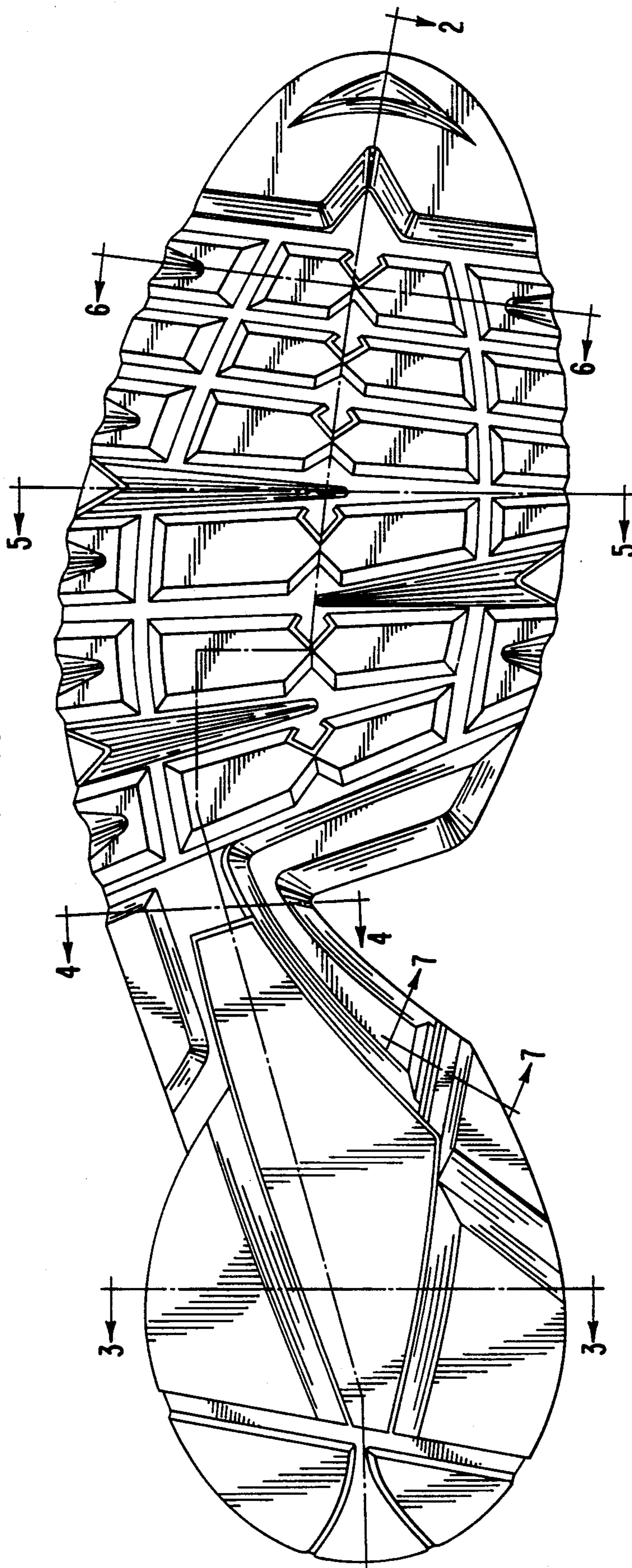




FIG. 2

FIG. 6



FIG. 5



FIG. 4



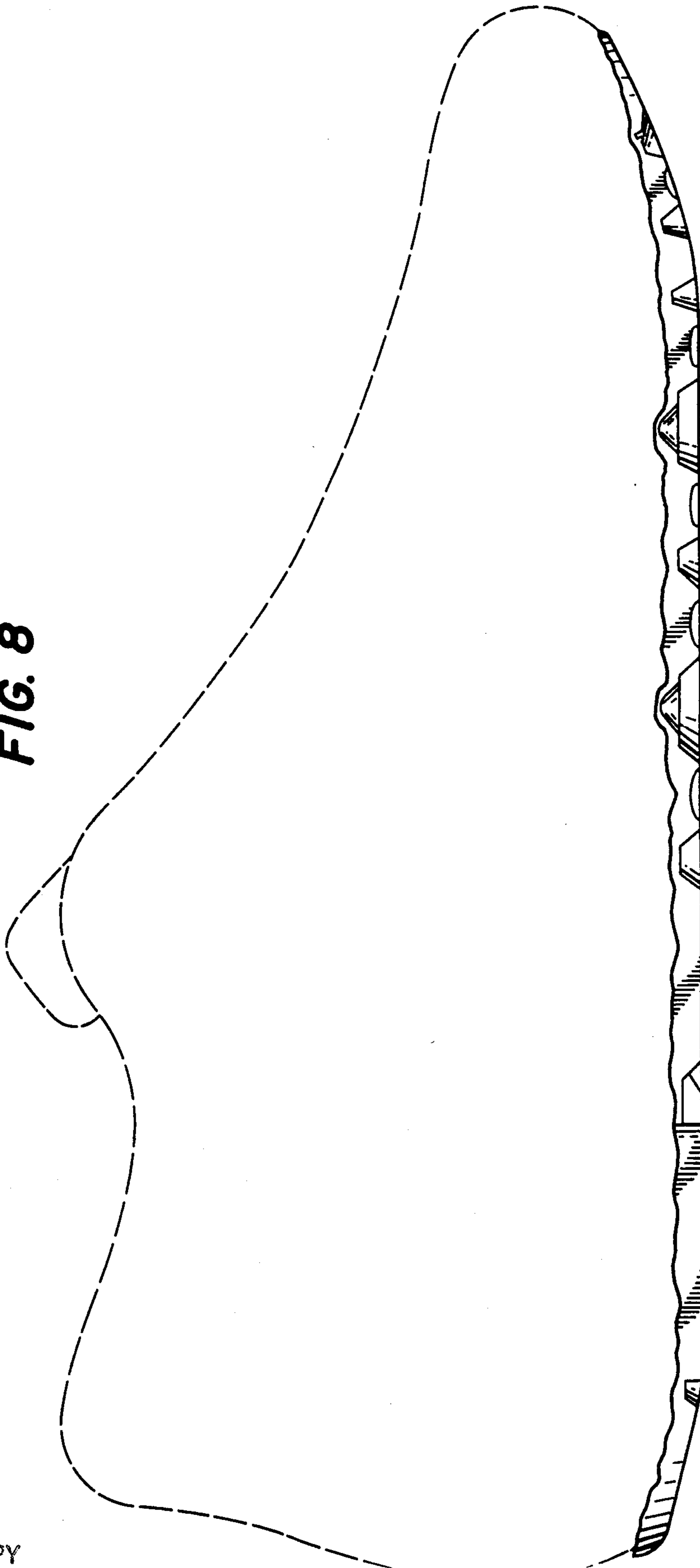
FIG. 3



FIG. 7



FIG. 8



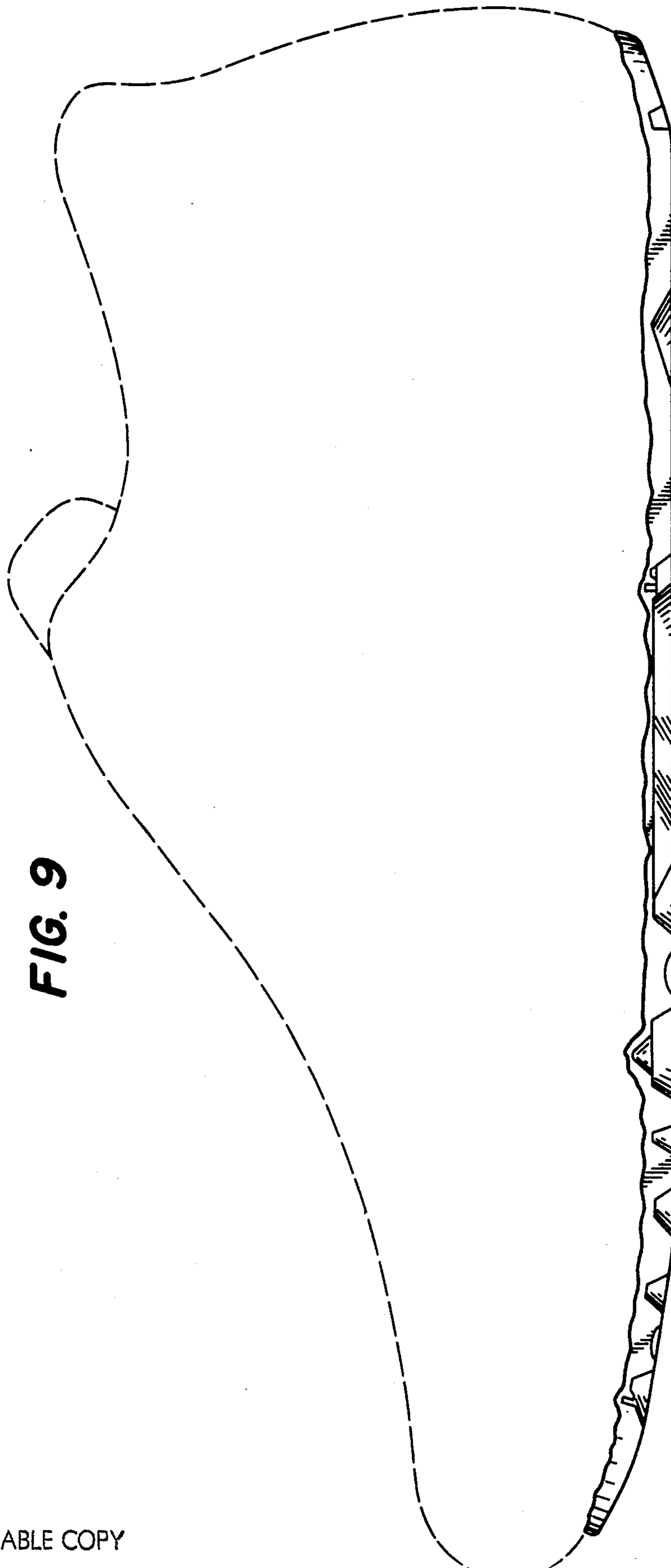


FIG. 9