



US00D332861S

United States Patent [19]
Worthington

[11] **Patent Number: Des. 332,861**
[45] **Date of Patent: ** Feb. 2, 1993**

[54] **SHOE MIDSOLE**
[75] **Inventor: William J. Worthington, Portland, Oreg.**
[73] **Assignee: Nike, Inc., Beaverton, Oreg.**
[**] **Term: 14 Years**
[21] **Appl. No.: 877,158**
[22] **Filed: May 1, 1992**
[52] **U.S. Cl. D2/314; D2/318**
[58] **Field of Search D2/264, 265, 308-314, D2/317-322; 36/25 R, 28, 29, 43-45, 83, 84, 89, 101-107, 112-114, 132, 136, 137**

Spring 1992, pp. 74, 70, 64, 8.
Fall 1992 Nike catalog, pp. 82, 42, 36, 8.
Spring 1989 Nike catalog, pp. 12, 66.
Fall 1990 Nike catalog, pp. 64, 44, 40, 80, 4, 58.

Primary Examiner—Louis S. Zarfes
Attorney, Agent, or Firm—Banner, Birch, McKie & Beckett

[57] **CLAIM**

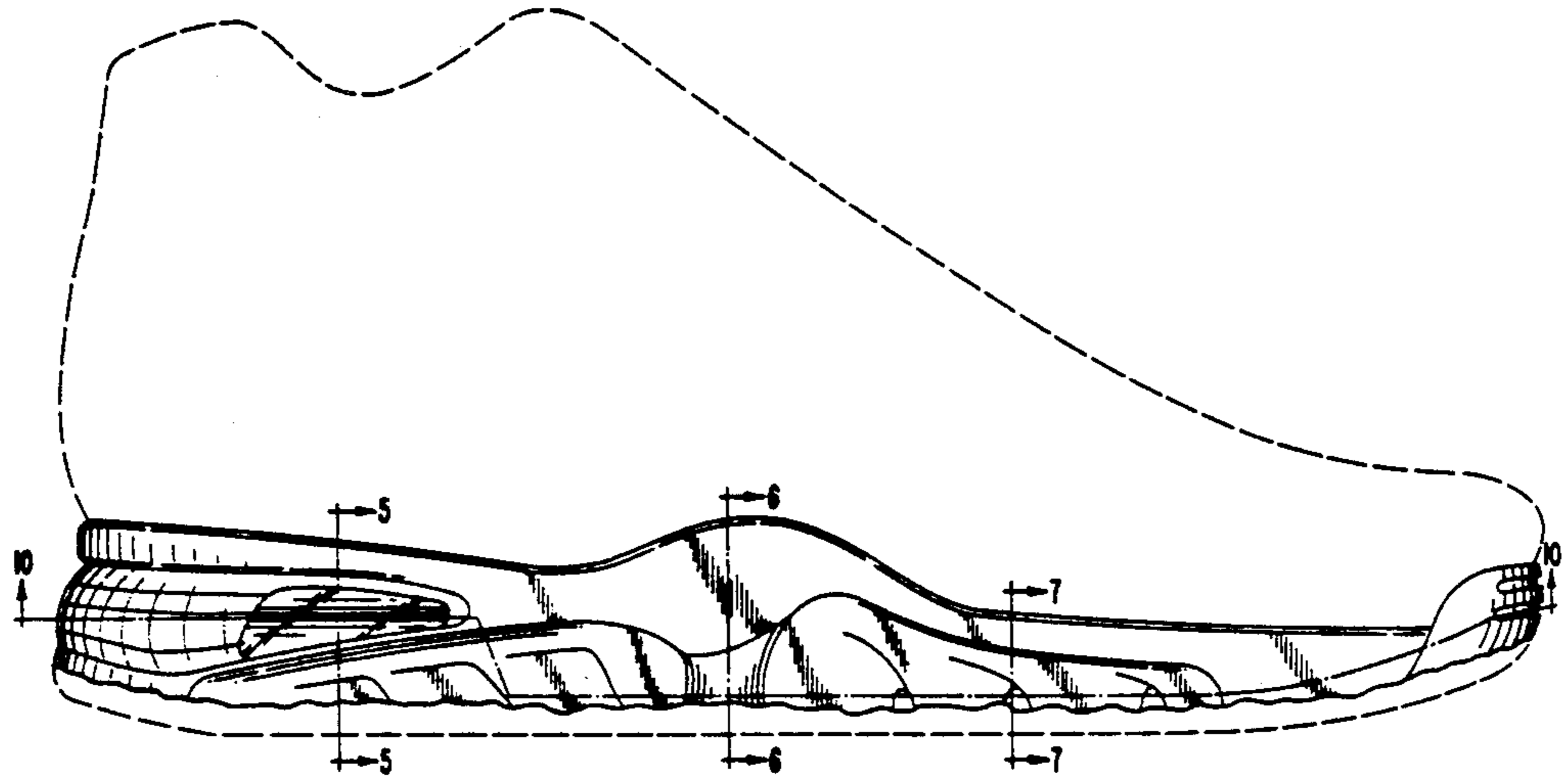
The ornamental design for a shoe midsole, as shown and described.

DESCRIPTION

FIG. 1 is a side elevational view of one side of a shoe midsole showing a first embodiment of my new design; FIG. 2 is a side elevational view of the other side of the shoe midsole shown in FIG. 1; FIG. 3 is a front elevational view of the shoe midsole shown in FIG. 1; FIG. 4 is a rear elevational view of the shoe midsole shown in FIG. 1; FIG. 5 is a cross section of the shoe midsole taken along line 5—5 of FIG. 1; FIG. 6 is a cross section of the shoe midsole taken along line 6—6 of FIG. 1; FIG. 7 is a cross section of the shoe midsole taken along line 7—7 of FIG. 1; FIG. 8 is a cross section of the shoe midsole taken along line 8—8 of FIG. 2; FIG. 9 is a cross section of the shoe midsole taken along line 9—9 of FIG. 2; FIG. 10 is a cross sectional view of the shoe midsole taken along line 10—10 of FIG. 1; FIG. 11 is a side elevational view of a shoe midsole showing a second embodiment of my new design; FIG. 12 is cross section of the second embodiment of the shoe midsole taken along line 12—12 of FIG. 11; and, FIG. 13 is side elevational view of the other side of the second embodiment of the shoe midsole in FIG. 11. The broken lines showing of the shoe upper and shoe bottom are for illustrative purposes only and form no part of the claimed design.

[56] **References Cited**
U.S. PATENT DOCUMENTS
D. 249,748 10/1978 Kitamura D2/309
D. 251,817 5/1979 Inohara D2/309
D. 256,067 7/1980 Hagg et al. D2/322
D. 265,019 6/1982 Vermonet D2/320
D. 265,437 7/1982 Vermonet D2/309
D. 270,870 10/1983 Tilles D2/309
D. 290,423 6/1987 Peterson D2/318
D. 291,147 8/1987 Kelley et al. D2/320
D. 296,152 6/1988 Selbiger .
D. 297,885 10/1988 Tong .
D. 307,212 4/1990 Aveni .
D. 311,810 11/1990 Hatfield .
D. 312,917 12/1990 Hatfield .
D. 315,442 3/1991 Kilgore et al. .
D. 316,626 5/1991 Hatfield D2/320
D. 319,337 8/1991 Hatfield D2/320
D. 321,776 11/1991 Hatfield D2/314
D. 321,973 12/1991 Hatfield D2/320
D. 322,507 12/1991 Hatfield D2/314
D. 322,711 12/1991 Hatfield D2/314
D. 323,418 1/1992 Hatfield D2/314
D. 323,423 1/1992 Rogers D2/320
D. 323,735 2/1992 Aveni D2/314
D. 324,762 3/1992 Hatfield D2/318
4,817,304 4/1989 Parker et al. 36/114

OTHER PUBLICATIONS
Nike catalogs—Fall 1989, p. 4.



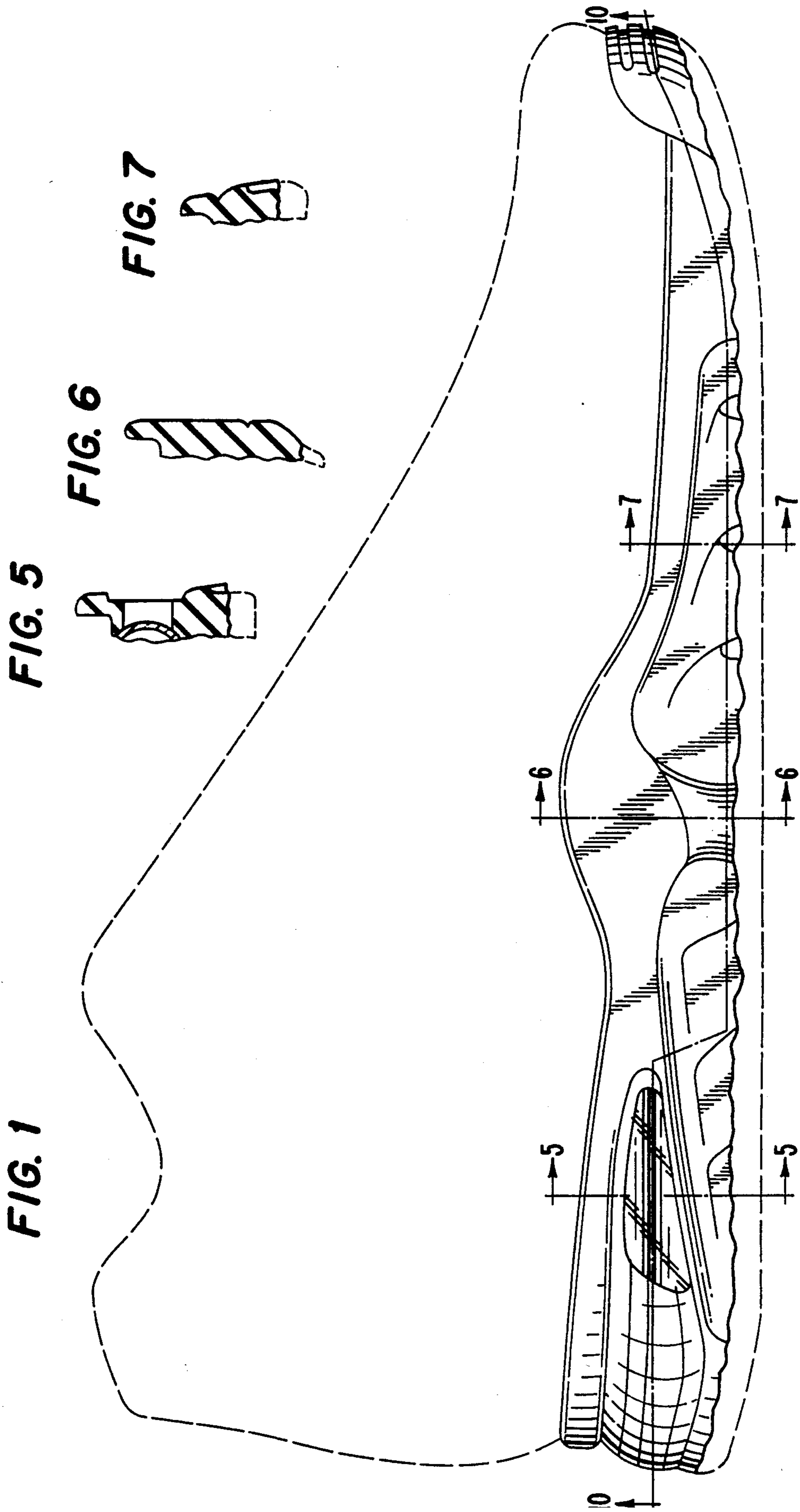


FIG. 2

FIG. 9

FIG. 8

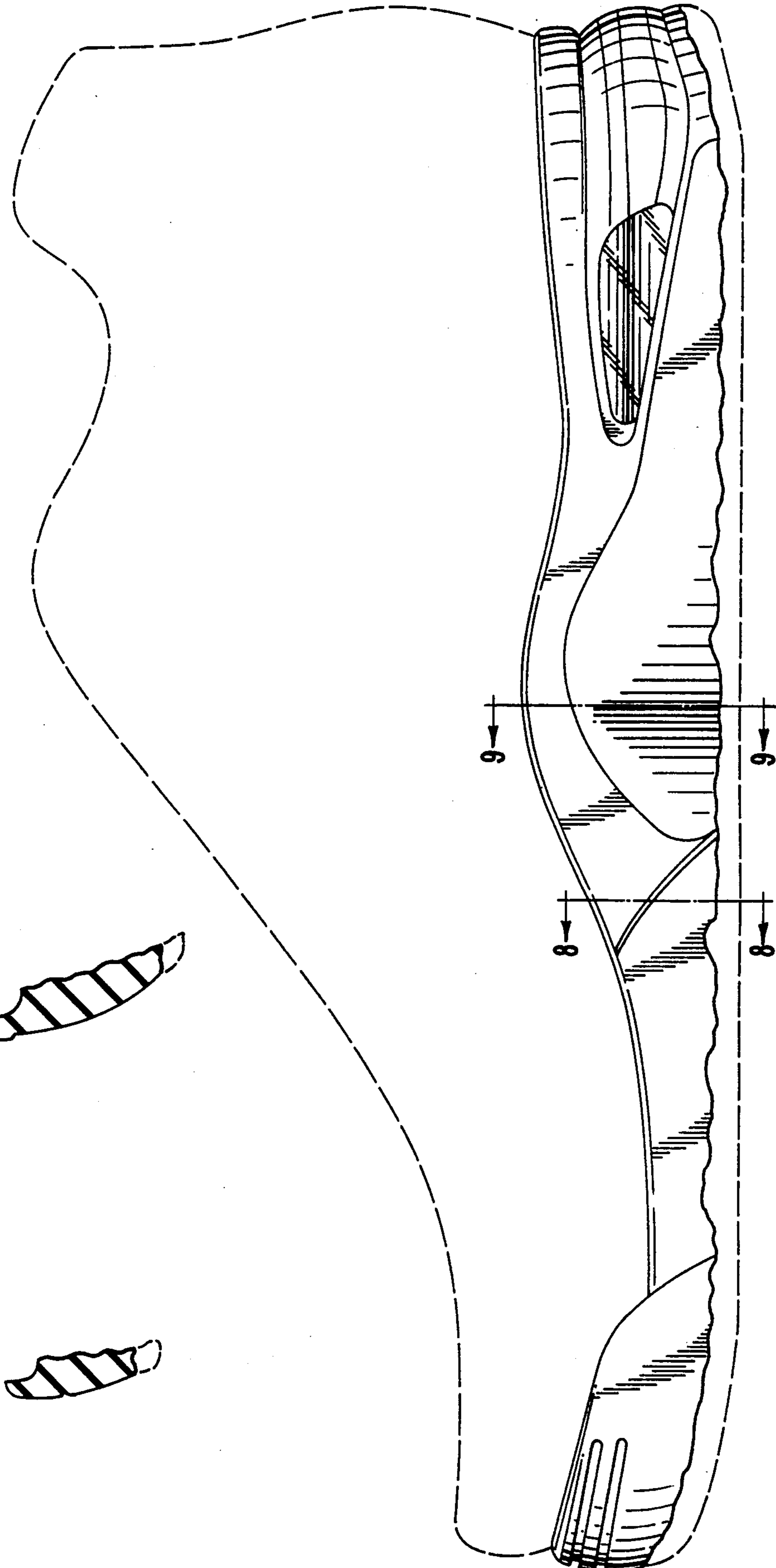


FIG. 4

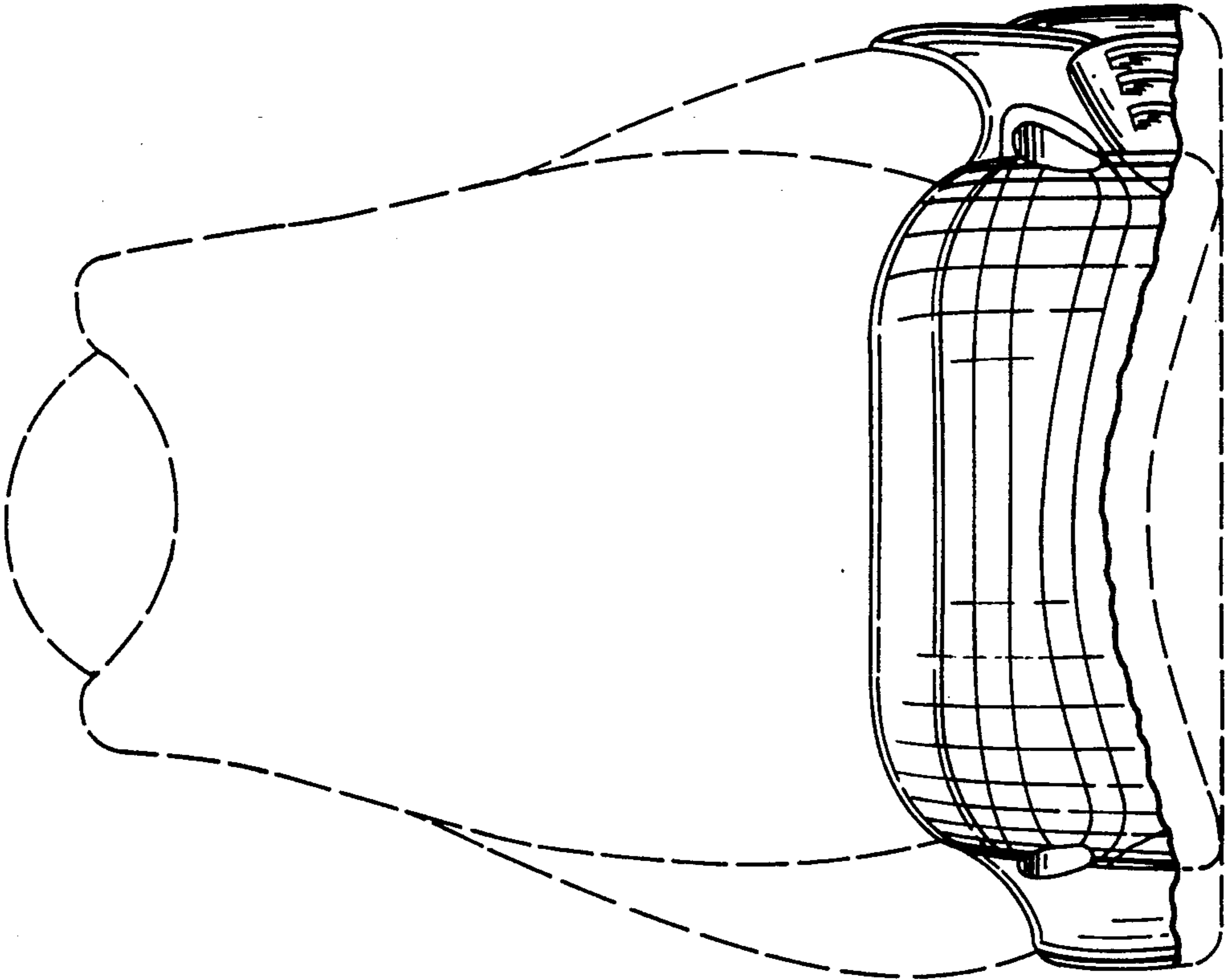


FIG. 3

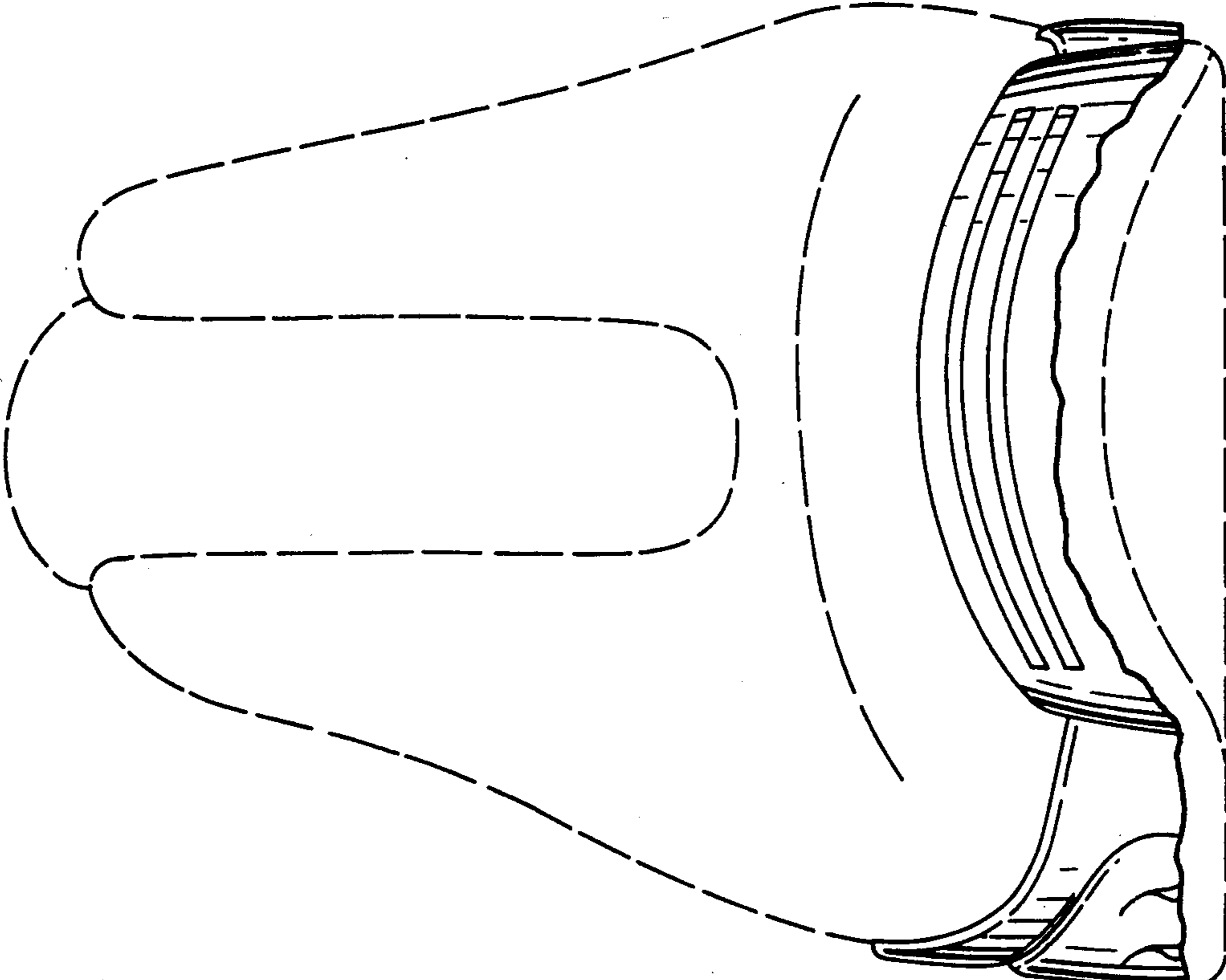


FIG. 10

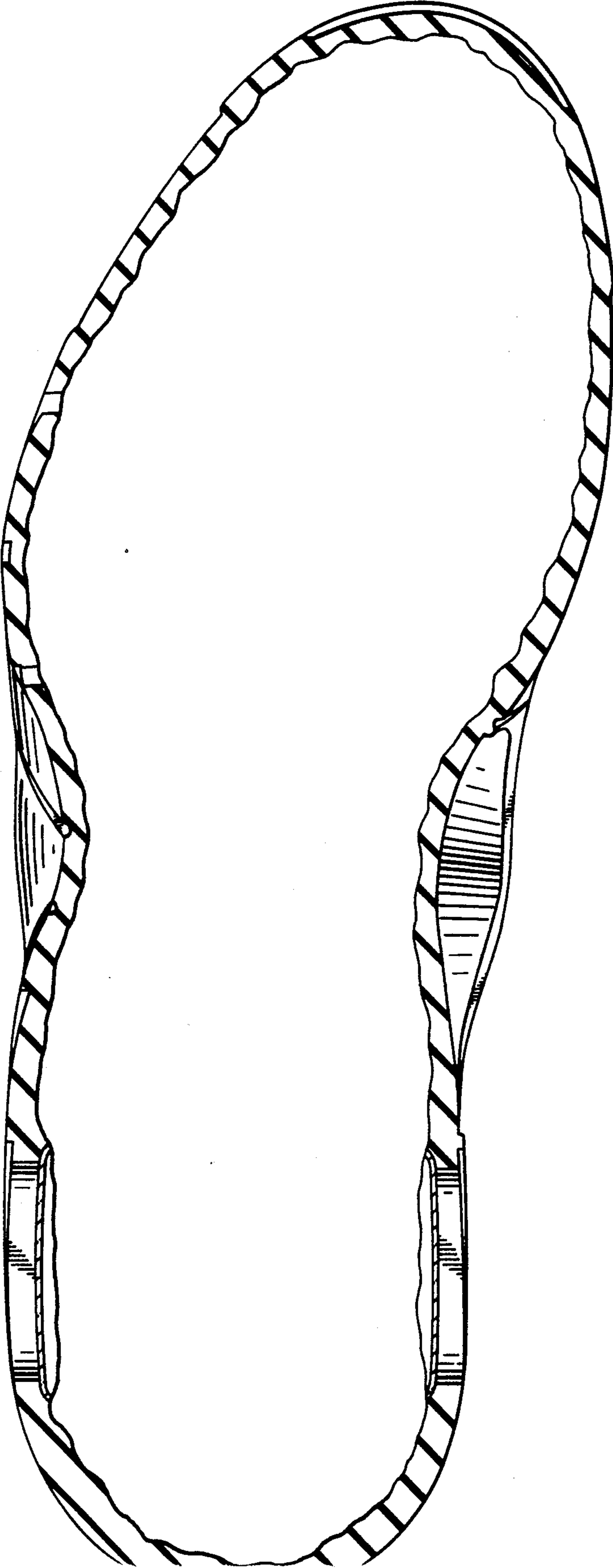
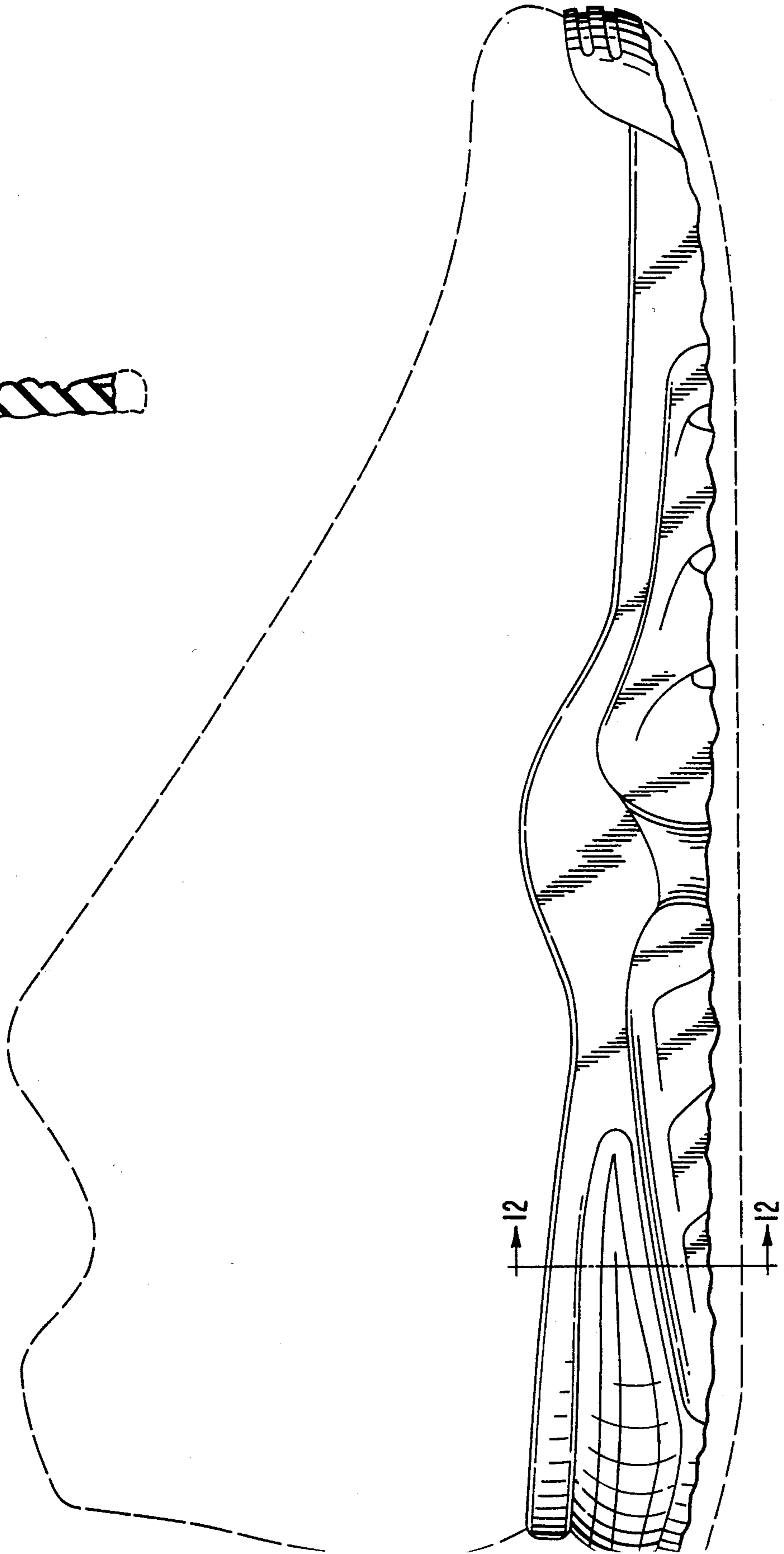


FIG. 12



FIG. 11



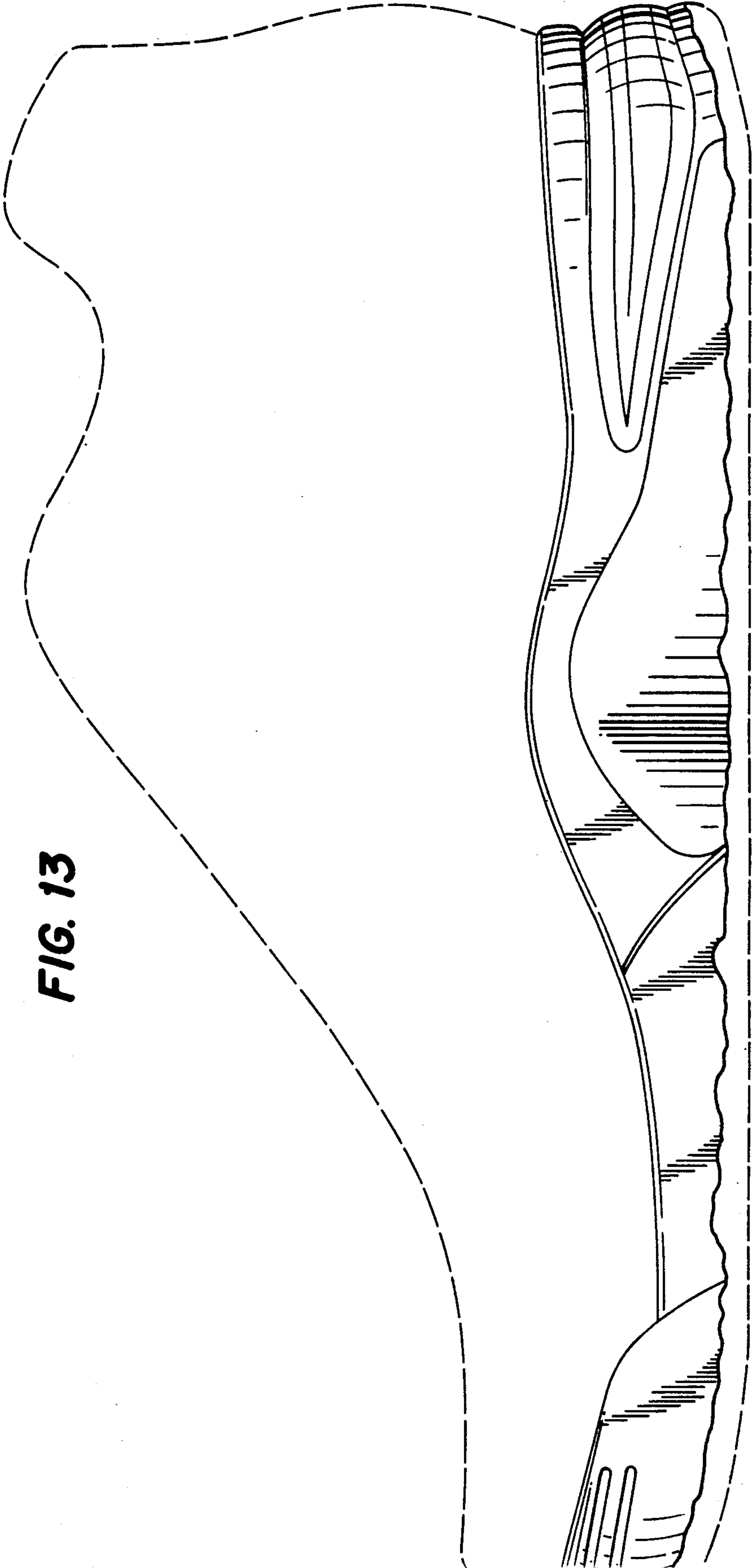


FIG. 13