



US00D332860S

United States Patent [19]

[11] Patent Number: **Des. 332,860**

Legassie et al.

[45] Date of Patent: **** Feb. 2, 1993**

[54] **SHOE UPPER**

[75] Inventors: **Charles Legassie, Canton; Judith Ringel, Milton; Steven F. Smith, Tauton, all of Mass.**

[73] Assignee: **Reebok International Ltd., Stoughton, Mass.**

[**] Term: **14 Years**

[21] Appl. No.: **738,482**

[22] Filed: **Jul. 31, 1991**

D. 302,486	8/1989	Brown et al.	.
D. 304,387	11/1989	Brown	.
D. 304,388	11/1989	Brown	.
D. 304,389	11/1989	Miller D2/314
D. 304,516	11/1989	Solbiger et al. D2/314
D. 304,877	12/1989	Miller	.
D. 307,508	5/1990	Miller et al. D2/314
D. 308,745	6/1990	Brown	.
D. 309,667	8/1990	Axem D2/314
D. 311,809	11/1990	Jimenez D2/314
D. 312,722	12/1990	Miller et al. D2/314
4,766,682	8/1988	Malloy, III 36/132

Primary Examiner—Louis S. Zarfaz
Attorney, Agent, or Firm—Sterne, Kessler, Goldstein & Fox

Related U.S. Application Data

[62] Division of Ser. No. 483,435, Mar. 26, 1990, Pat. No. Des. 320,107.

[52] U.S. Cl. **D2/314; D2/310**

[58] Field of Search **D2/264, 265, 272, 308-314, D2/317-321; 36/45, 83, 84, 89, 50, 114, 132, 136**

[57] CLAIM

The ornamental design for a shoe upper, as shown and described.

DESCRIPTION

FIG. 1 is a left side elevational view of a shoe upper showing our new design;

FIG. 2 is a right side elevational view thereof;

FIG. 3 is a top plan view thereof;

FIG. 4 is a front elevational view thereof; and,

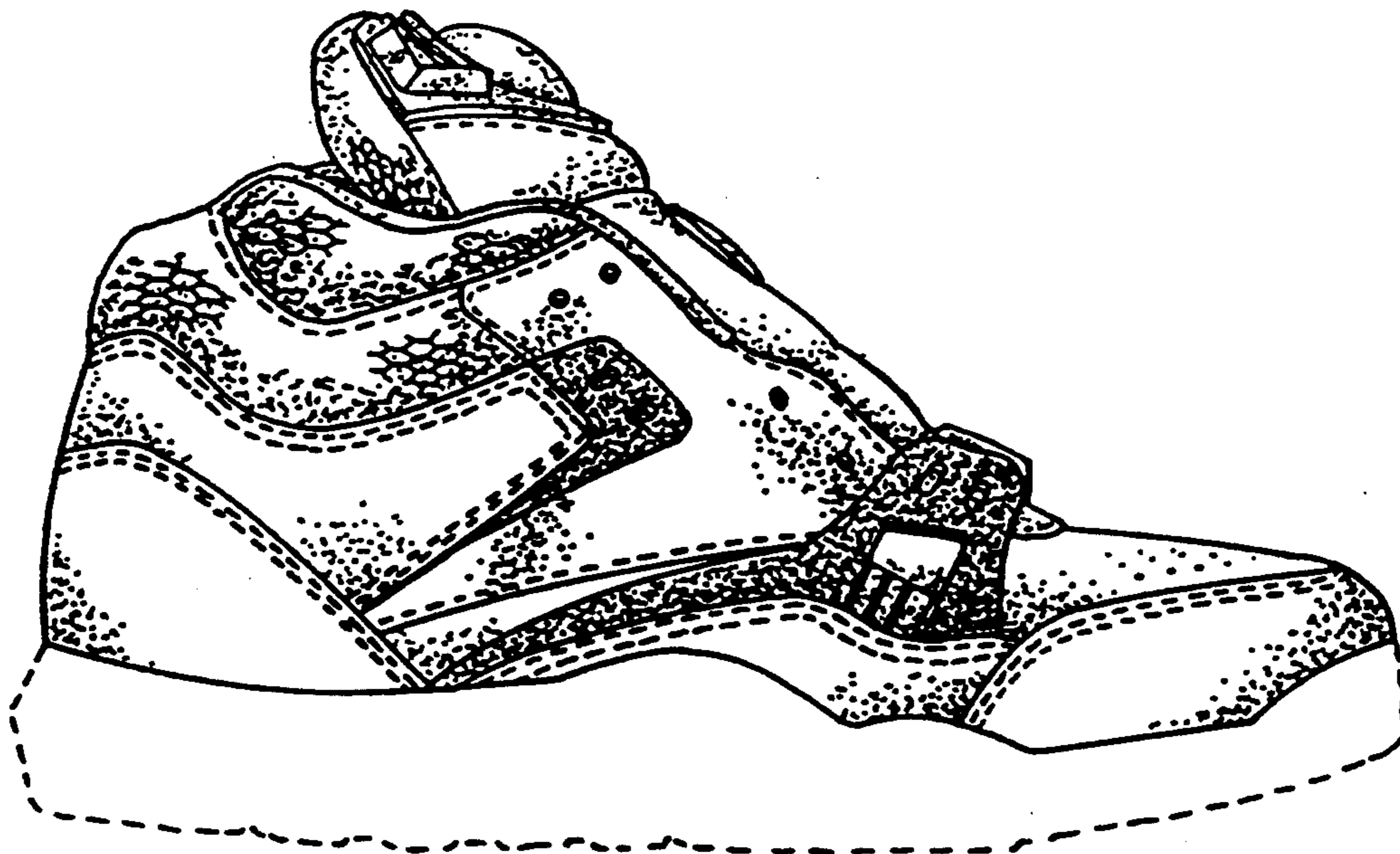
FIG. 5 is a rear elevational view thereof.

The broken line showing of a shoe out sole in FIGS. 1-5 is for illustrative purposes only and forms no part of the claimed design.

[56] References Cited

U.S. PATENT DOCUMENTS

D. 293,847	1/1988	Le et al. D2/314
D. 294,654	3/1988	Liggett et al.	.
D. 294,766	3/1988	Igoe D2/309
D. 295,341	4/1988	Liggett et al.	.
D. 295,689	5/1988	Diaz et al.	.



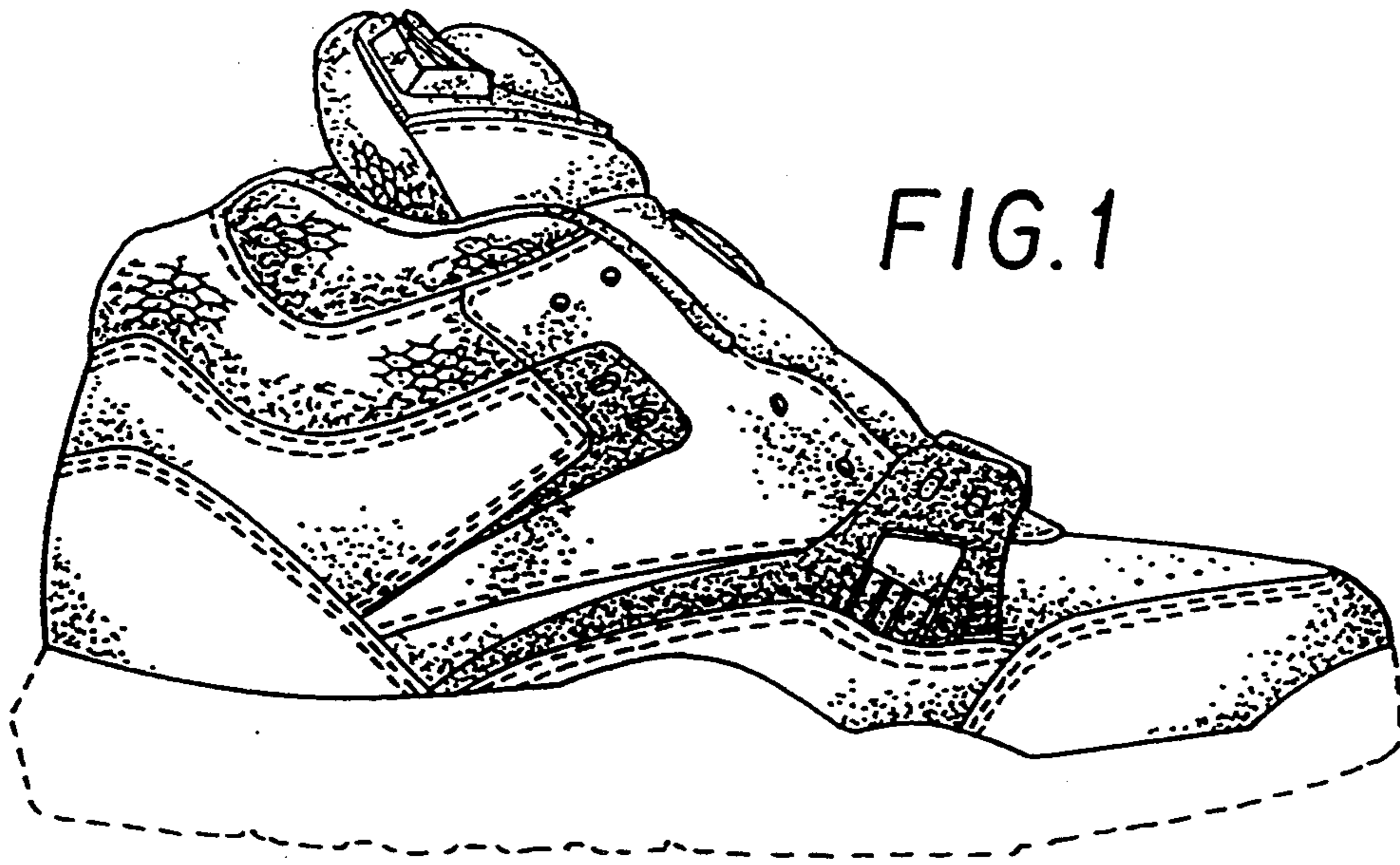


FIG. 1

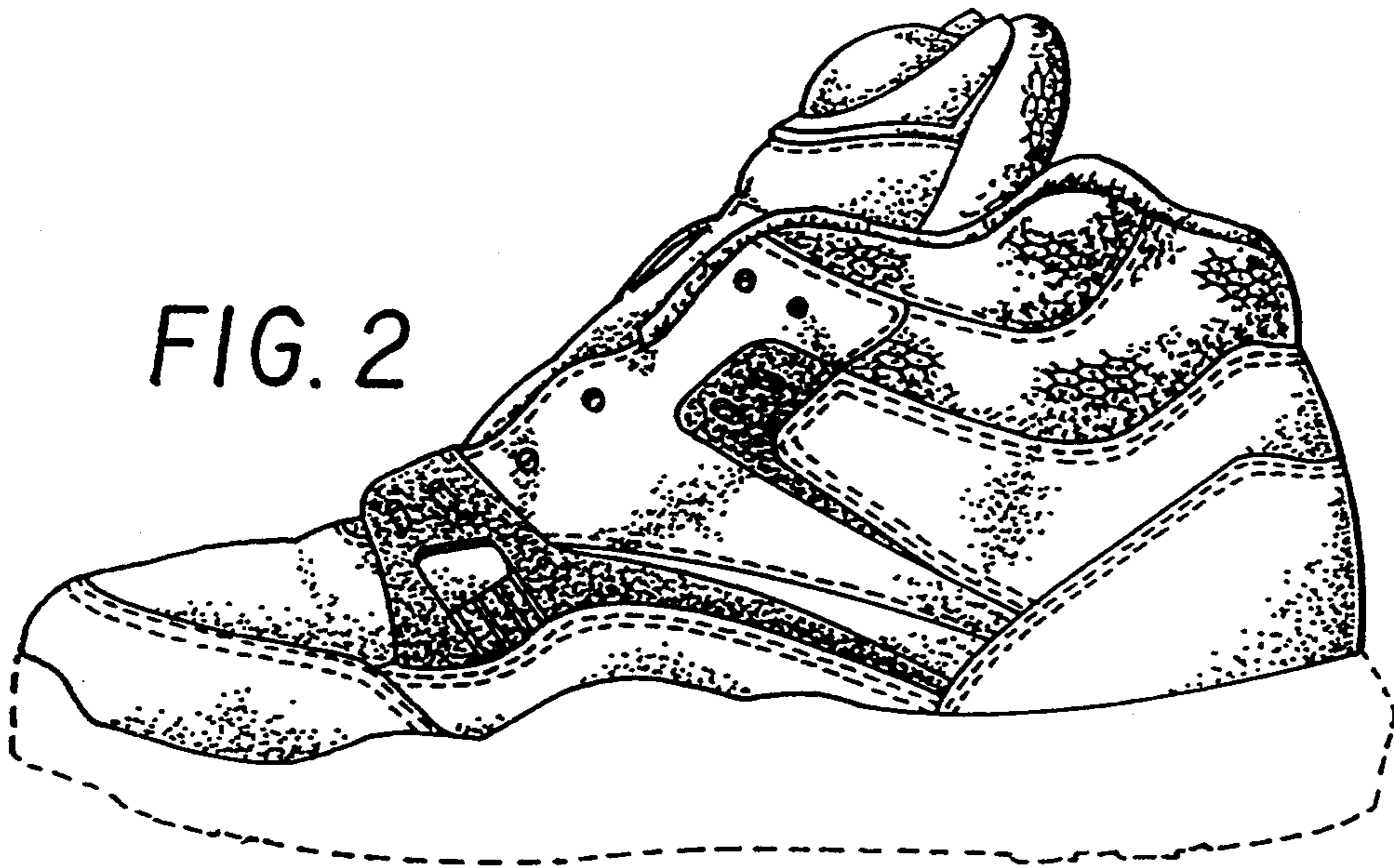


FIG. 2

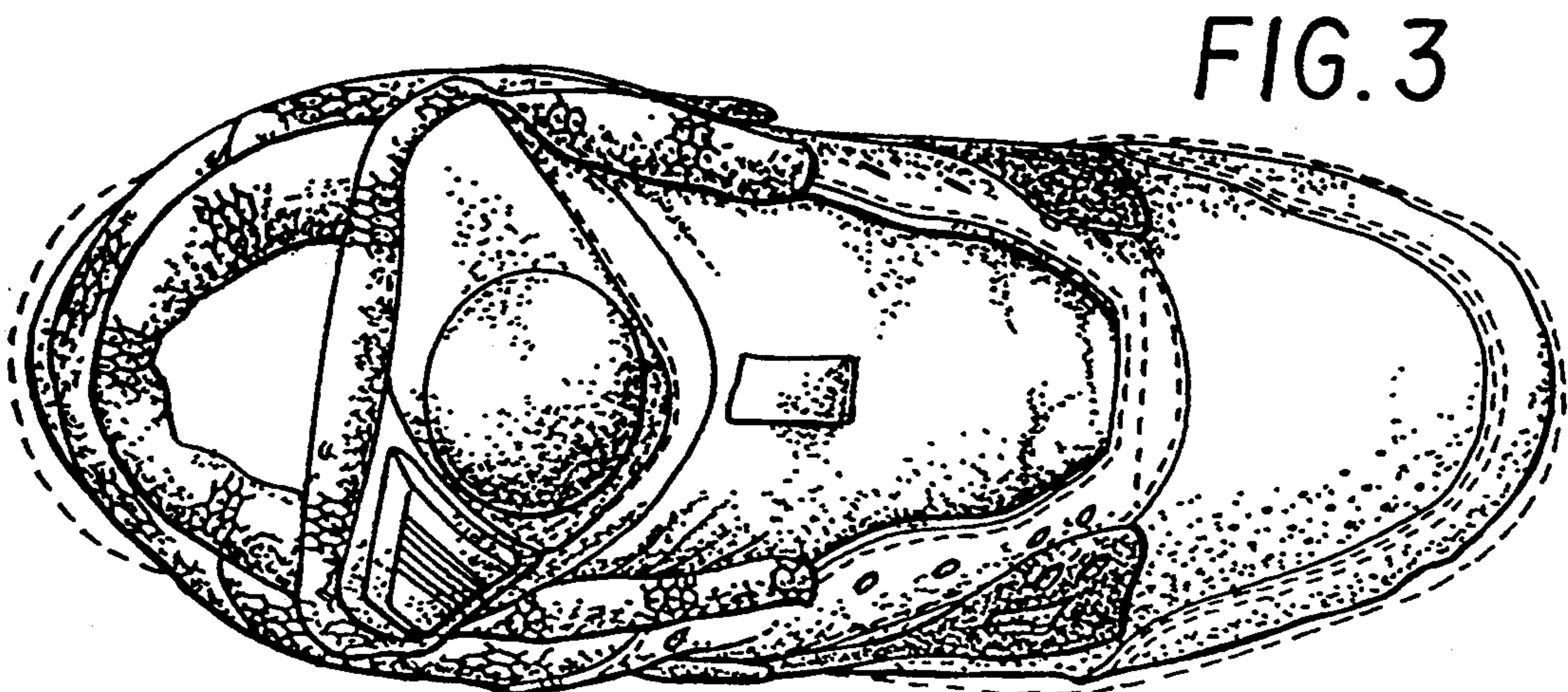


FIG. 3

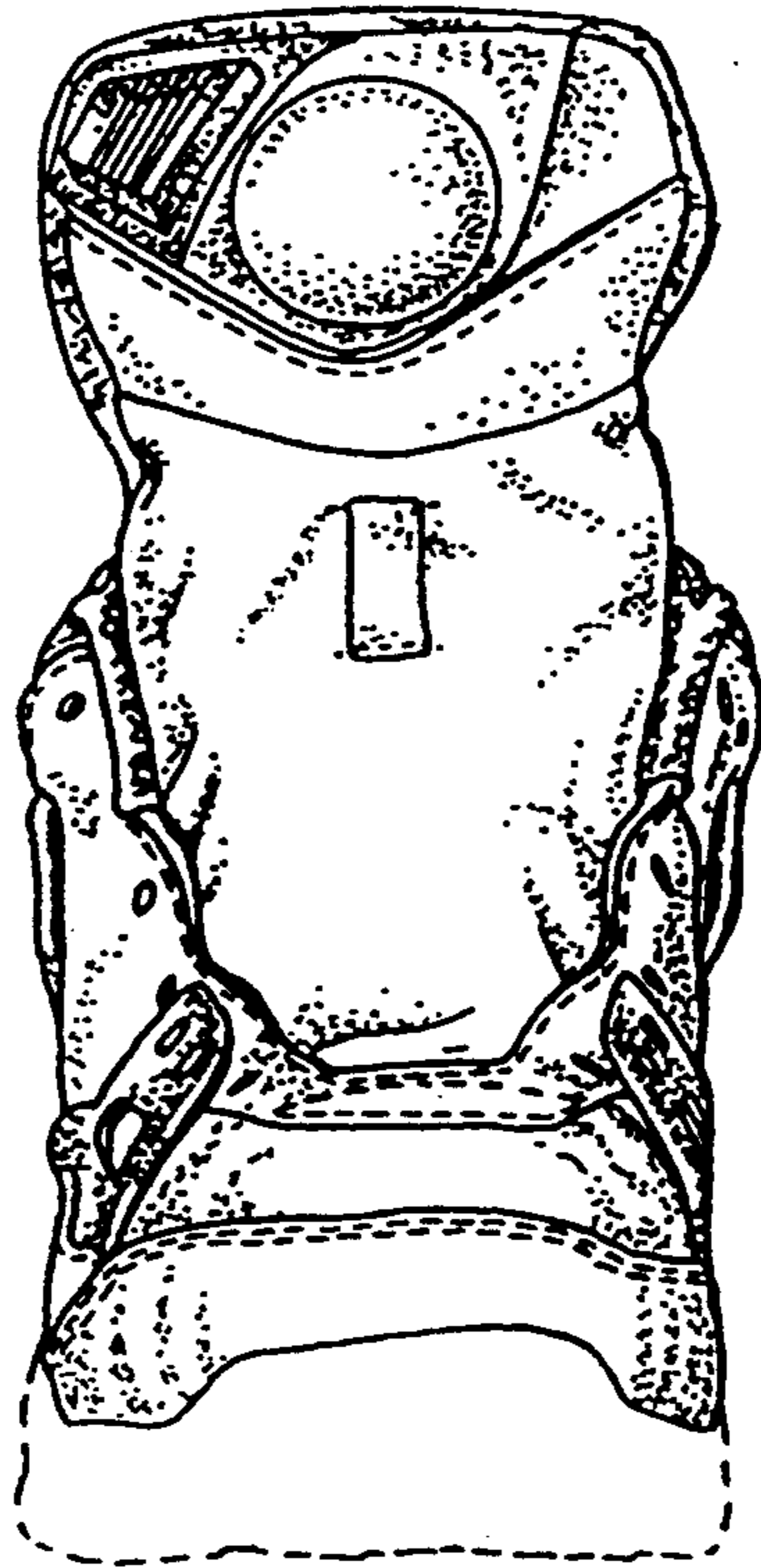


FIG. 4

FIG. 5

