



US00D332857S

United States Patent [19]

[11] Patent Number: **Des. 332,857**

Cooper

[45] Date of Patent: **** Jan. 26, 1993**

[54] **WICKER BASKET**

1,176,052 3/1916 Hagarty 217/122

[75] Inventor: **Darrell L. Cooper, Fort Worth, Tex.**

OTHER PUBLICATIONS

[73] Assignee: **The Marco Company, Fort Worth, Tex.**

Cue and Dru Baskets, 1982, p. 71.

Cue and Dru Baskets, 1982, p. 88.

[**] Term: **14 Years**

Primary Examiner—B. J. Bullock

Assistant Examiner—Prabhakar Deshmukh

[21] Appl. No.: **693,411**

Attorney, Agent, or Firm—Geoffrey A. Mantooth

[22] Filed: **Apr. 30, 1991**

[57] CLAIM

[52] U.S. Cl. **D34/42**

The ornamental design for wicker basket, as shown and described.

[58] Field of Search **D34/40-46;**
D9/424, 425; 206/503, 518, 557, 513, 519,
521.1; 217/122, 3 R

DESCRIPTION

[56] References Cited

U.S. PATENT DOCUMENTS

D. 299,800	2/1989	Natori	D34/42 X
D. 313,494	1/1991	Vivas	D34/42
408,810	8/1889	Moore	217/122
512,404	1/1894	Springer et al.	217/122
701,665	6/1902	Aber	217/122

FIG. 1 is a perspective view of a wicker basket showing my new design;

FIG. 2 is a top plan view thereof;


FIG. 3 is a bottom plan view thereof;

FIG. 4 is a rear elevational view thereof;

FIG. 5 is a front elevational view thereof;

FIG. 6 is a left side elevational view thereof; and,

FIG. 7 is a right side elevational view thereof.






FIG. 1




FIG. 2




FIG. 3



FIG. 4




FIG. 5

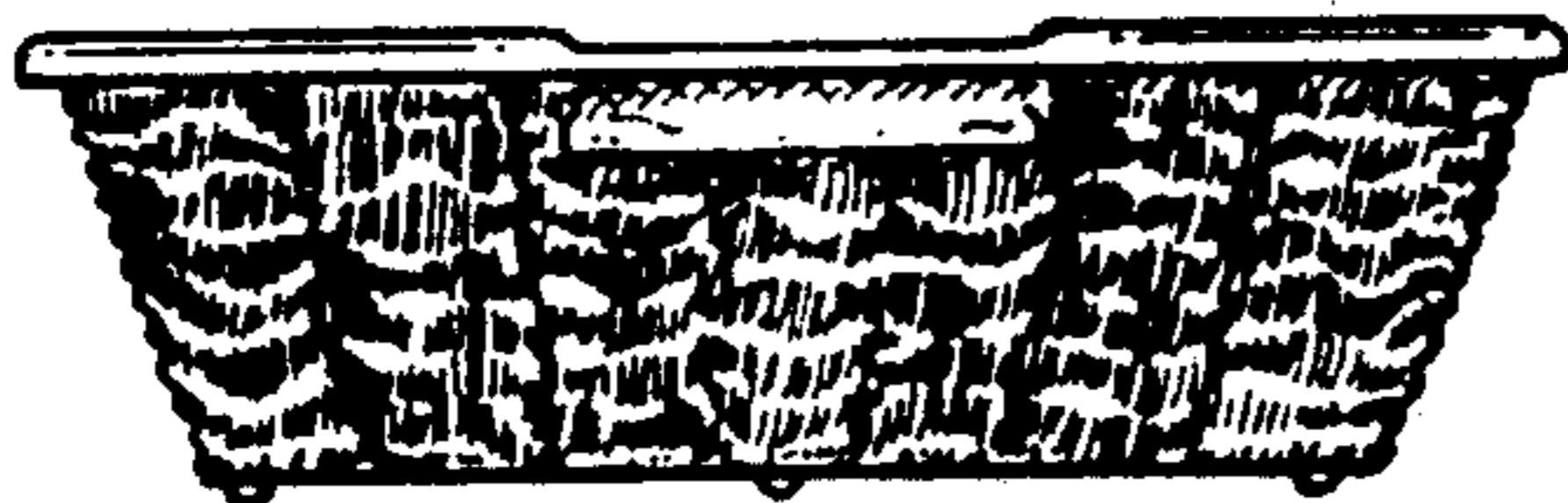


FIG. 6




FIG. 7