



US00D332856S

United States Patent [19]

[11] Patent Number: **Des. 332,856**

Krayem

[45] Date of Patent: **** Jan. 26, 1993**

[54] **FORKLIFT VEHICLE**

4,553,899	11/1985	Magni	414/718 X
4,632,630	12/1986	Maki et al.	414/718 X
4,674,944	6/1987	Addleman	414/718 X

[75] Inventor: **David R. Krayem, Tedbury, Great Britain**

FOREIGN PATENT DOCUMENTS

[73] Assignee: **GCM 600 Limited, Middlesex, Great Britain**

397076	11/1990	European Pat. Off.	414/718
41944	1/1969	Finland	414/635

[**] Term: **14 Years**

Primary Examiner—Wallace R. Burke
Assistant Examiner—H. Baynham

[21] Appl. No.: **648,357**

[57] CLAIM

[22] Filed: **Jan. 31, 1991**

The ornamental design for a forklift vehicle, as shown and described.

[30] Foreign Application Priority Data

Aug. 17, 1990 [GB] United Kingdom 2009092

[52] U.S. Cl. **D34/28**

[58] Field of Search D34/28, 34; 414/635, 414/718; 212/264; 180/307; D12/1, 14

DESCRIPTION

[56] References Cited

U.S. PATENT DOCUMENTS

3,858,675	1/1975	Geis	D34/34 X
3,985,248	10/1976	Liegel et al.	212/264

FIG. 1 is a front right side perspective view of a forklift vehicle incorporating my new design;
FIG. 2 is a left side elevational view thereof;
FIG. 3 is a front elevational view thereof;
FIG. 4 is a rear elevational view thereof; and,
FIG. 5 is a top plan view thereof.
No claim is made to the bottom plan view of the vehicle.




FIG. 1




FIG. 2




FIG. 3

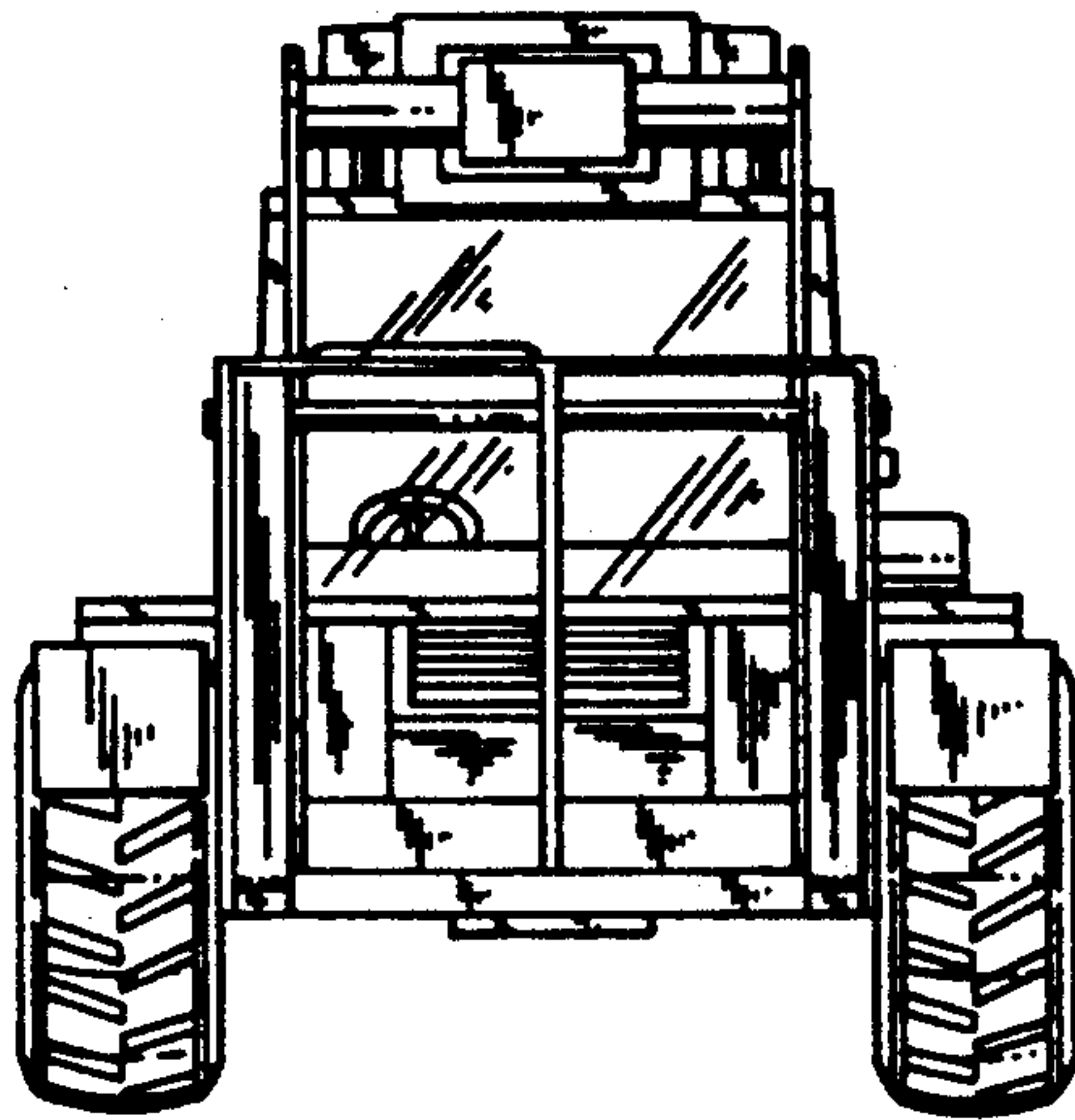


FIG. 4

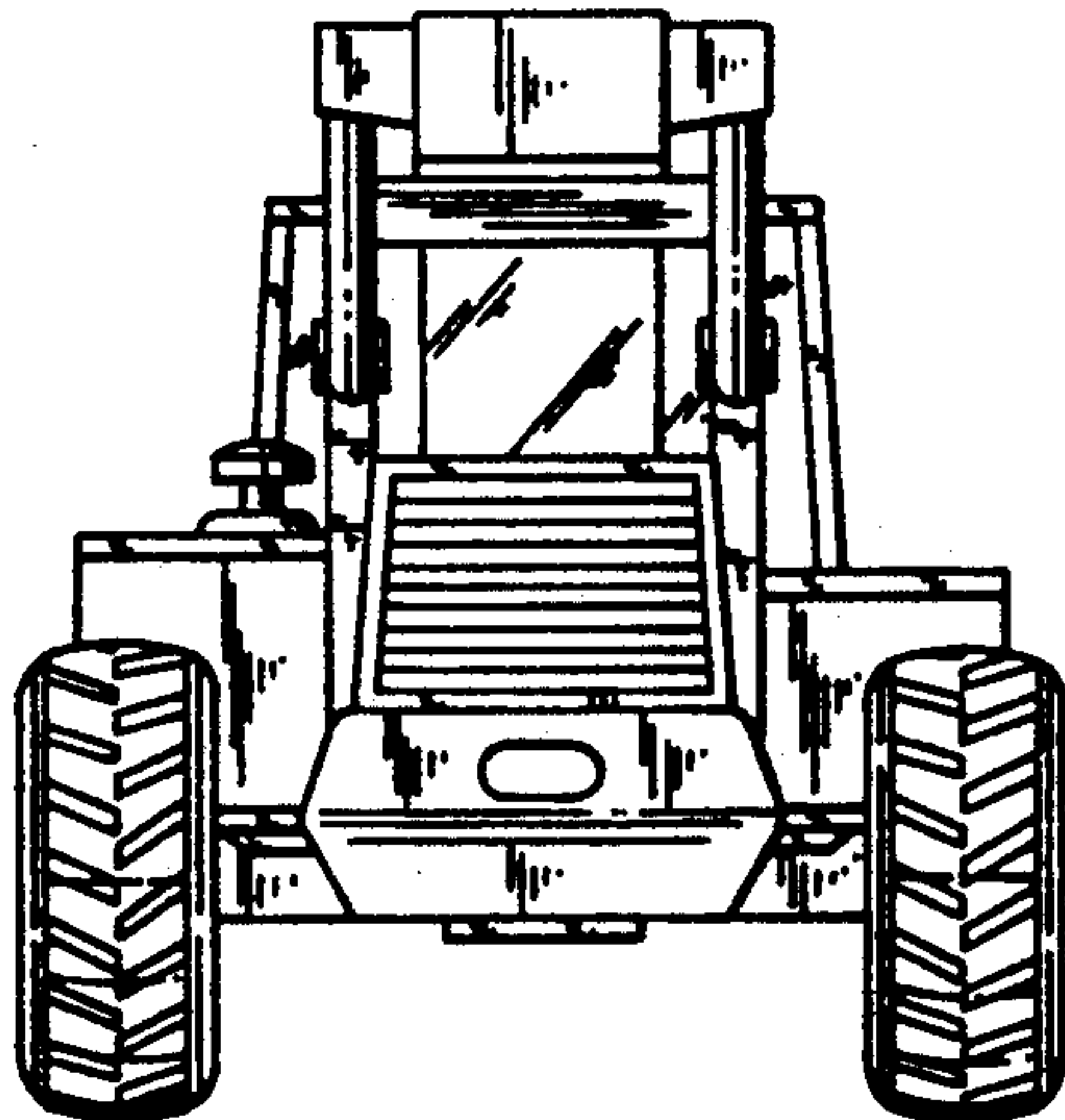


FIG. 5

