



US00D332849S

# United States Patent [19]

[11] Patent Number: **Des. 332,849**

Hines

[45] Date of Patent: **\*\* Jan. 26, 1993**

## [54] NAPKIN DISPOSAL

[75] Inventor: **David M. Hines**, Santa Ana, Calif.

[73] Assignee: **Bobrick Washroom Equipment, Inc.**,  
North Hollywood, Calif.

[\*\*] Term: **14 Years**

[21] Appl. No.: **792,774**

[22] Filed: **Nov. 15, 1991**

[52] U.S. Cl. .... **D34/6; D34/1**

[58] Field of Search ..... **D34/1-11;**  
**220/908; 232/43.2, 1 R; D6/515, 518**

## [56] References Cited

### U.S. PATENT DOCUMENTS

|            |        |                  |       |         |
|------------|--------|------------------|-------|---------|
| D. 154,408 | 7/1949 | McGraw           | ..... | D34/1   |
| D. 228,059 | 8/1973 | Woofter          | ..... | D34/1   |
| 1,441,040  | 1/1923 | Stephenson       | ..... | 220/908 |
| 1,454,882  | 5/1923 | Christian et al. | ..... | 220/908 |
| 3,207,355  | 9/1965 | Saphier          | ..... | 220/908 |

## OTHER PUBLICATIONS

Bobrick Toilet and Bath Accessories Catalog, Jan., 1991, p. 31.

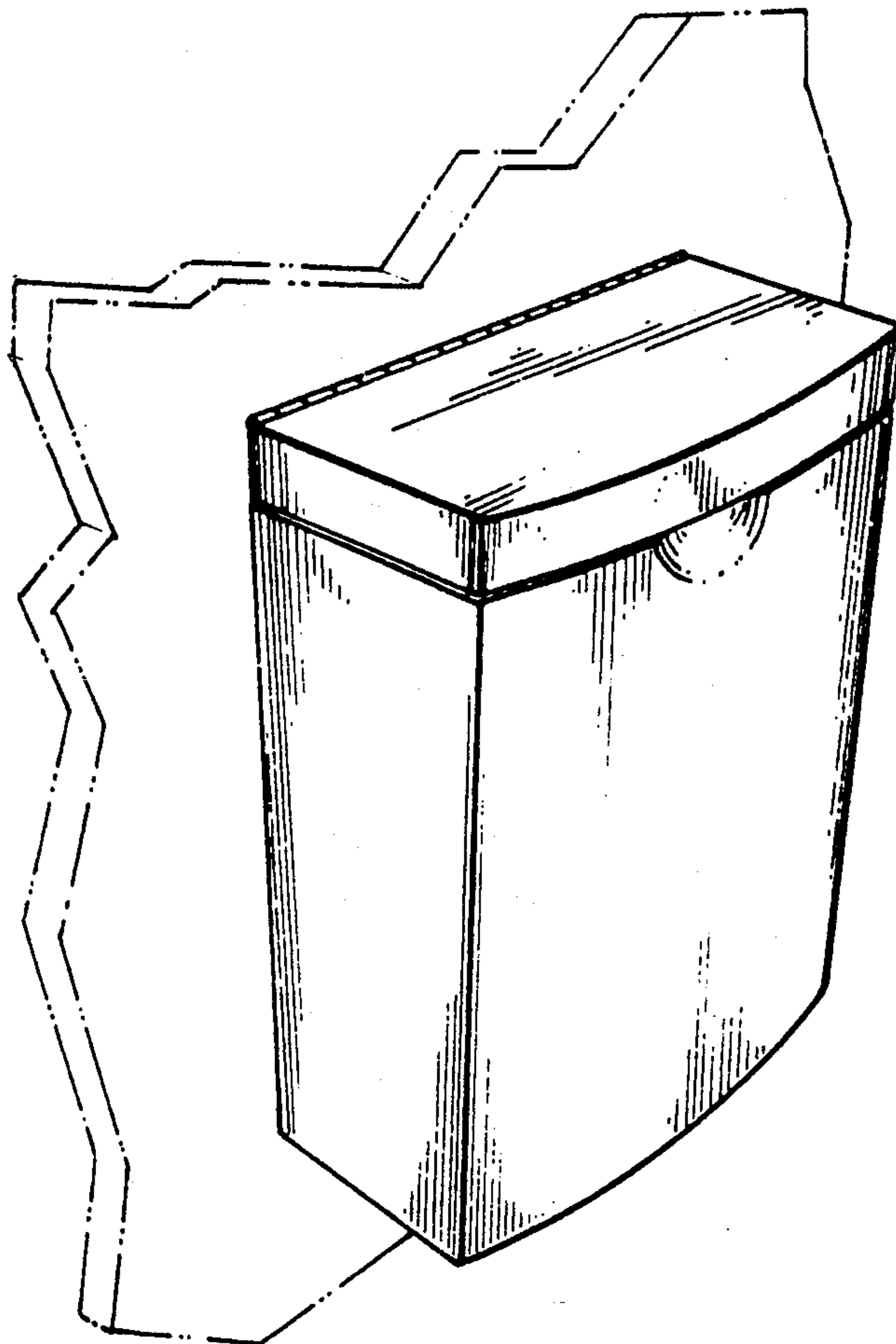
*Primary Examiner*—Kay H. Chin  
*Attorney, Agent, or Firm*—Harris, Kern, Wallen & Tinsley

## [57] CLAIM

The ornamental design for a napkin disposal, as shown and described.

## DESCRIPTION

FIG. 1 is a top and front perspective view of a napkin disposal showing my new design; the broken lines are for illustrative purposes only;  
FIG. 2 is a front elevational view thereof;  
FIG. 3 is a top plan view thereof;  
FIG. 4 is a rear elevational view thereof;  
FIG. 5 is a left side elevational view thereof, the right side elevational view being a mirror image of that shown; and,  
FIG. 6 is a bottom plan view thereof.



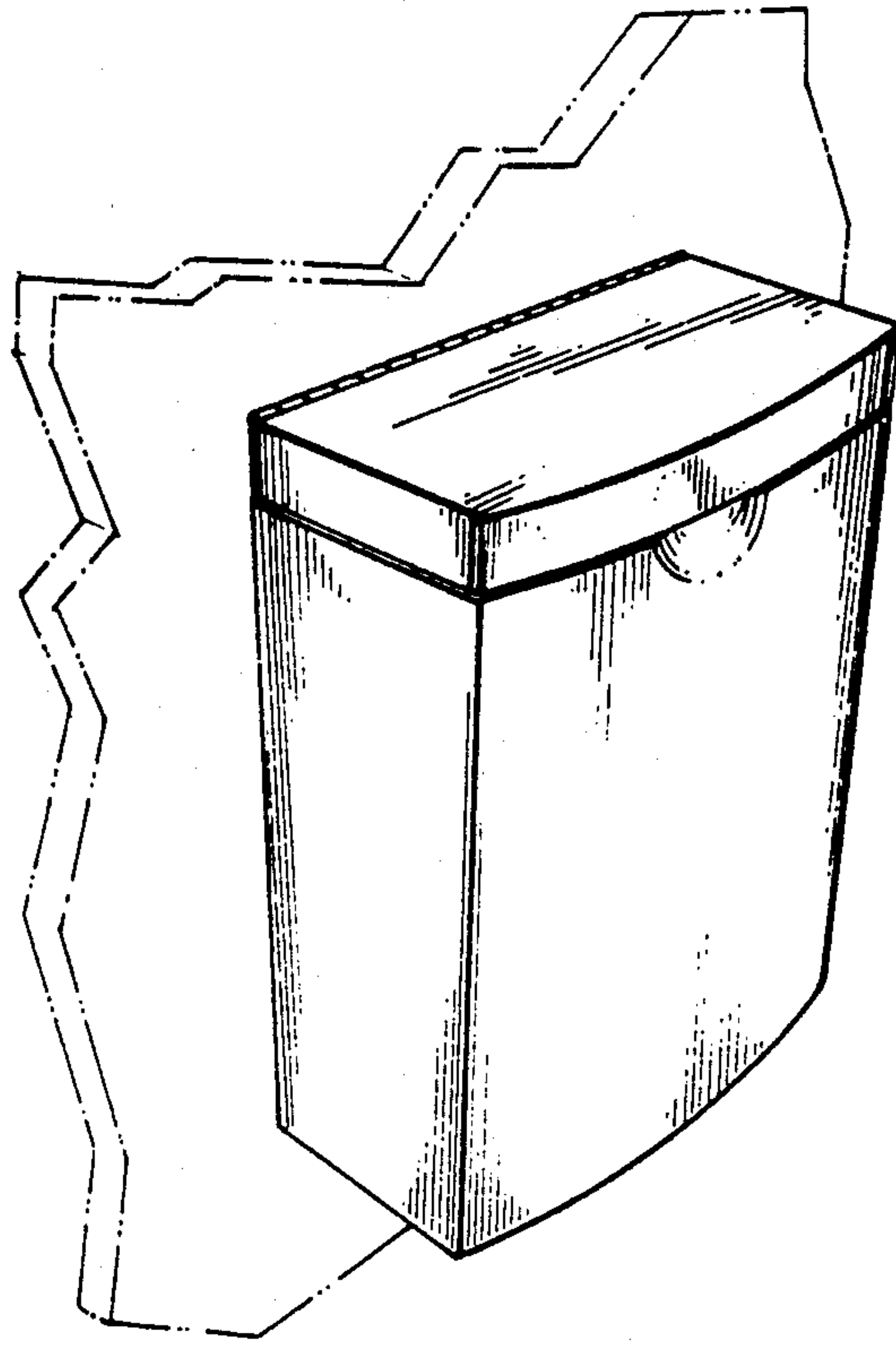


FIG. 1




FIG. 2

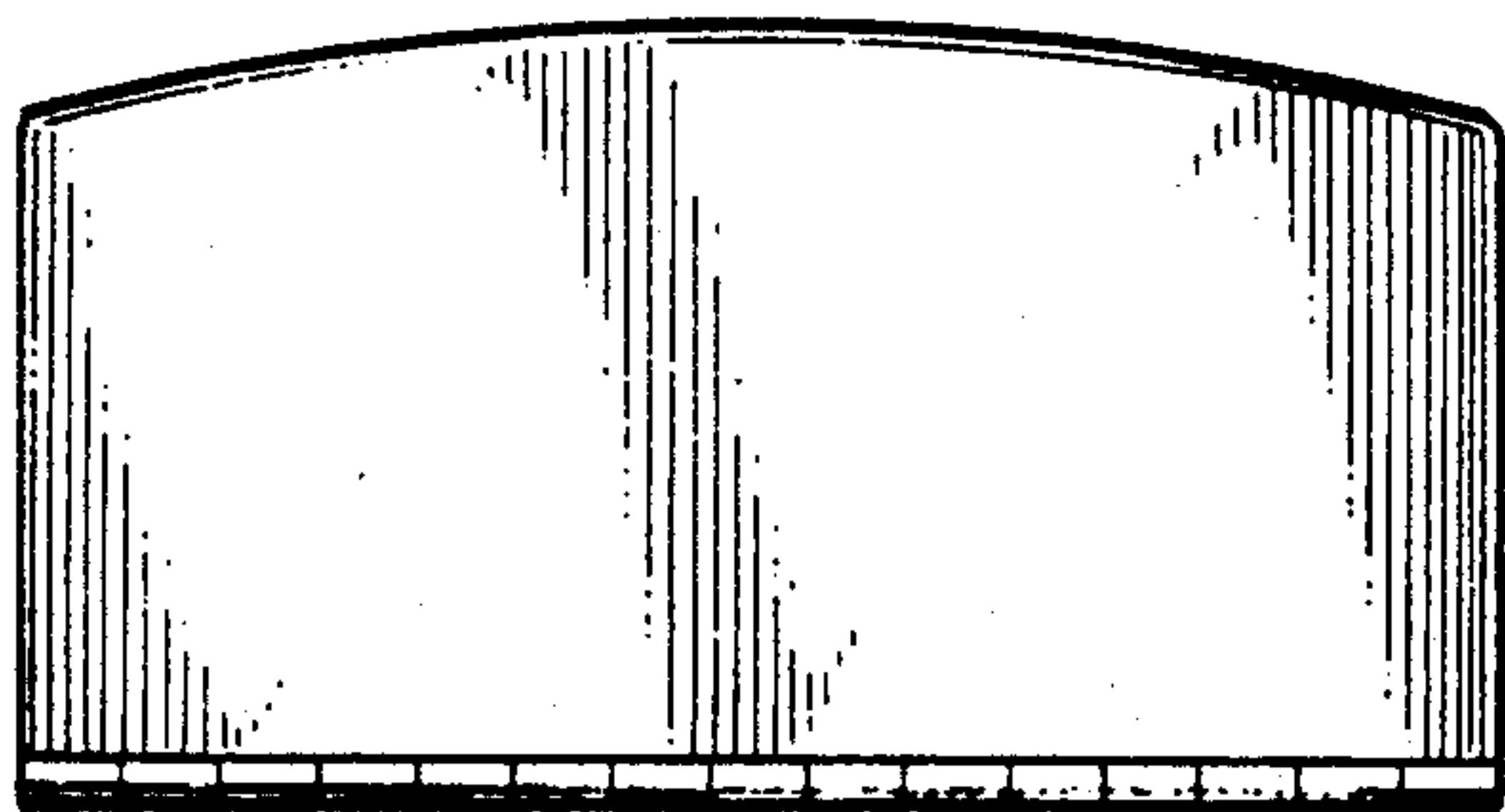


FIG. 3




FIG. 4




FIG. 5

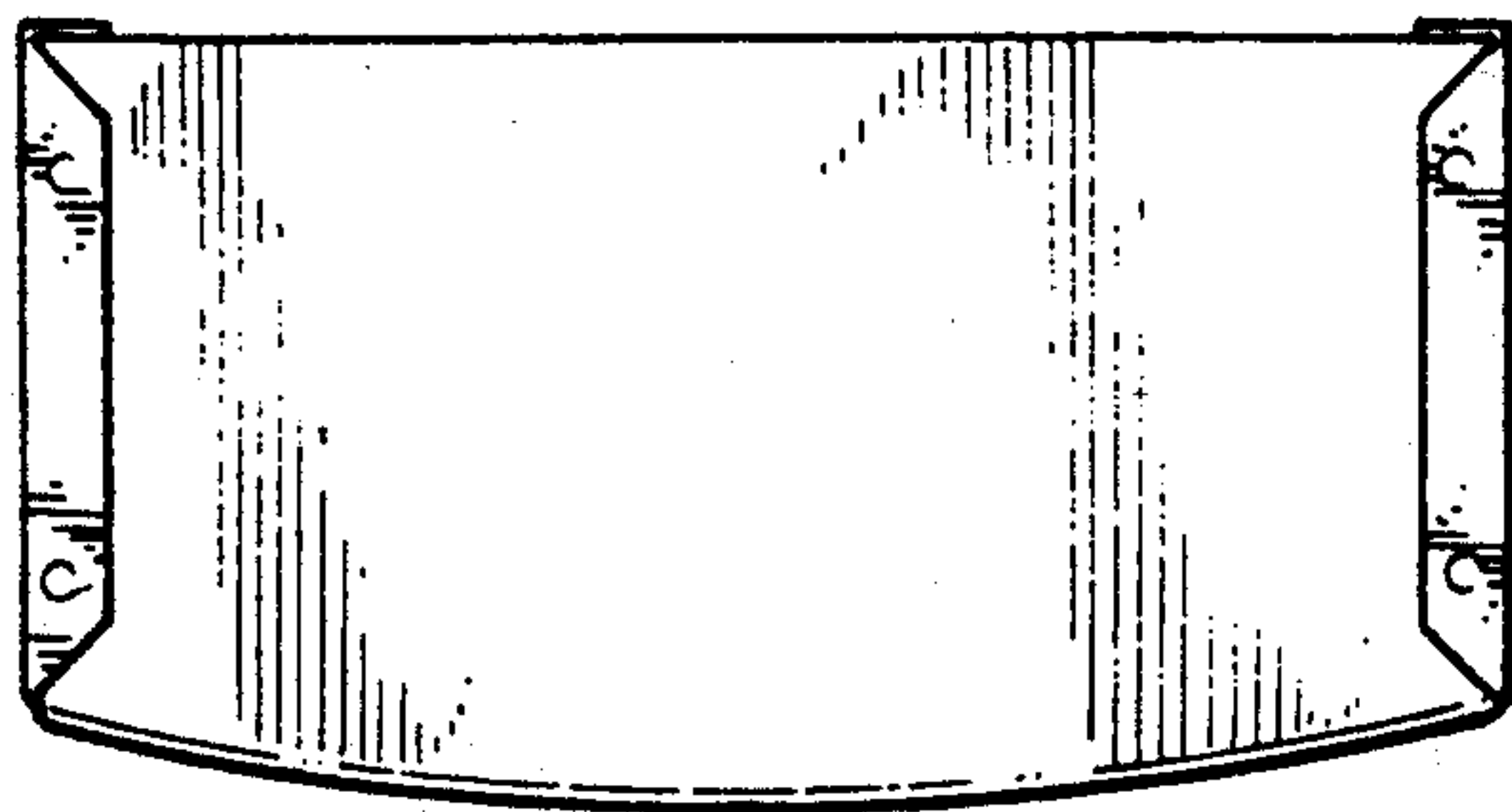


FIG. 6