



US00D332839S

United States Patent [19]

Beckner, Jr.

[11] Patent Number: Des. 332,839

[45] Date of Patent: ** Jan. 26, 1993

[54] BATTERY POWERED PURSE OR CASE LIGHT

4,954,934 9/1990 Kidder et al. .
4,972,304 11/1990 Ylla .

[76] Inventor: Kenneth W. Beckner, Jr., 3520
Cleveland Heights Blvd., Lakeland,
Fla. 33802

FOREIGN PATENT DOCUMENTS

146002 6/1936 Austria 362/201

[**] Term: 14 Years

Primary Examiner—Susan J. Lucas
Attorney, Agent, or Firm—Frijouf, Rust & Pyle

[21] Appl. No.: 719,541

[57] CLAIM

[22] Filed: Jun. 24, 1991

The ornamental design for a battery powered purse or case light, as shown and described.

[52] U.S. Cl. D26/37

[58] Field of Search D26/37-50;
362/103, 154, 155, 156, 157, 158, 183-191,
194-202, 205


DESCRIPTION

[56] References Cited

U.S. PATENT DOCUMENTS

D. 261,052	9/1981	Henkels	D26/46
D. 279,821	7/1985	Ma	D26/42
D. 298,658	11/1988	Roberts	D26/37
D. 298,860	12/1988	Witte	D26/46
D. 313,662	1/1991	Caires	D26/37
2,003,130	5/1935	Benjafield	.	
2,179,214	11/1939	Hallbauer	.	
2,558,606	6/1951	Crockett	.	
2,572,095	10/1951	Baillie	.	
3,239,658	3/1966	Castaldo	.	
3,408,489	10/1968	Boyer et al.	.	
4,091,443	5/1978	Ohrenstein et al.	.	
4,731,712	3/1988	Amthor	362/196 X
4,912,611	3/1990	Lyle	.	

FIG. 1 is a perspective view of a first embodiment of my new design for a battery powered purse or case light showing the rear, top and left side thereof;
 FIG. 2 is a top plan view thereof;
 FIG. 3 is a bottom plan view thereof;
 FIG. 4 is a right end elevational view thereof;
 FIG. 5 is a left end elevational view thereof;
 FIG. 6 is rear elevational view thereof;
 FIG. 7 is a front elevational view thereof;
 FIG. 8 is a perspective view of a second embodiment of my new design for a battery powered purse or case light showing the rear, top and left side thereof;
 FIG. 9 is a top plan view thereof;
 FIG. 10 is a bottom plan view thereof;
 FIG. 11 is a right end elevational view thereof;
 FIG. 12 is a left end elevational view thereof;
 FIG. 13 is rear elevational view thereof; and,
 FIG. 14 is a front elevational view thereof.






FIG. 1




FIG. 2



FIG. 3

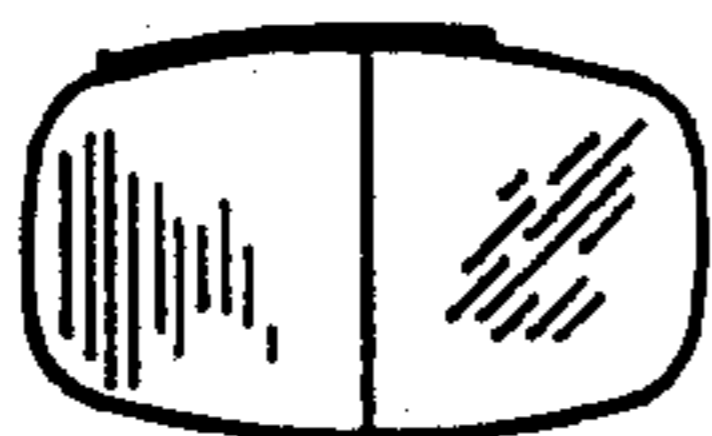


FIG. 4

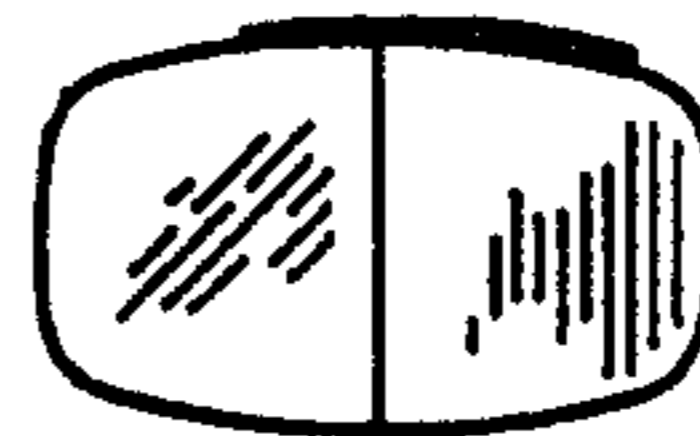


FIG. 5




FIG. 6




FIG. 7




FIG. 8




FIG. 9




FIG. 10



FIG. 11



FIG. 12



FIG. 13




FIG. 14