



US00D332827S

United States Patent [19]

[11] Patent Number: **Des. 332,827**

Dannenberg et al.

[45] Date of Patent: **** Jan. 26, 1993**

[54] BATHTUB WITH ACCESS DOOR

[75] Inventors: **Todd D. Dannenberg; Robert C. Giese**, both of Sheboygan, Wis.

[73] Assignee: **Kohler Co., Kohler, Wis.**

[**] Term: **14 Years**

[21] Appl. No.: **714,774**

[22] Filed: **Jun. 11, 1991**

[52] U.S. Cl. **D23/279**

[58] Field of Search **D23/270, 271, 273, 275, D23/277-283, 303-307; 4/538, 541.1-541.6, 557, 559, 560.1-566.1, 571.1-578.1, 584, 589, 590, 596, 610, 611, 612, 614, 622, 695**

[56] References Cited

U.S. PATENT DOCUMENTS

D. 248,107	6/1978	Brengord et al.	D23/279
D. 297,161	8/1988	Weschta	D23/279
D. 326,508	5/1992	Sauter et al.	D23/279
2,456,275	12/1948	Harris	4/173
2,569,825	10/1951	Otis	4/590 X
2,977,604	4/1961	Miller	4/556
3,066,316	12/1962	Russell	4/556
3,371,354	3/1968	Hayslett	4/556
3,380,078	4/1968	Hanson	4/590 X
3,423,769	1/1969	Cowley	4/590 X
3,719,960	3/1973	Russell	4/556
3,863,275	2/1975	Brengord et al.	4/556
4,118,810	10/1978	Brickhouse et al.	4/590 X
4,360,935	11/1982	Barrett, Sr.	4/555
4,542,545	9/1985	Johnson et al.	4/555
4,796,312	1/1989	Corlew	4/555
4,890,341	1/1990	Forbes	4/559 X
4,953,241	9/1990	Williams	4/556

OTHER PUBLICATIONS

Bath Ease, Inc. Brochure, (©) 1989.
 An undated Jacob Delafon advertisement showing Eureka tub #6101, admitted prior art.
 An undated Jacob Delafon advertisement showing Eureka tub #5206, admitted prior art.
 p. 24 from a Jacob Delafon Collection 90 catalog for the Altair II tub, admitted prior art.
 An undated Hytec ad for the Loreal tub, admitted prior art.
 p. 7-18 from an undated Kohler catalog showing the Aventura tub base, admitted prior art.

Primary Examiner—James R. Largen
Attorney, Agent, or Firm—Quarles & Brady

[57] CLAIM

The ornamental design for a bathtub with access door, as shown and described.

DESCRIPTION

FIG. 1 is a perspective view taken from the top, front and slightly to the right side of a bathtub with access door showing our new design;
 FIG. 2 is a top plan view thereof;
 FIG. 3 is a front elevational view thereof, taken on line 3—3 of FIG. 2;
 FIG. 4 is a cross-sectional view taken on line 4—4 of FIG. 2;
 FIG. 5 is a cross-sectional view taken on line 5—5 of FIG. 2; and,
 FIG. 6 is a cross-sectional view taken on line 6—6 of FIG. 2.
 The fragmentary broken line representation of bathroom walls in FIG. 1 and the broken line representation of a pivotal seat in FIG. 2 are for purposes of illustration only and form no part of the claimed design.




FIG. 1

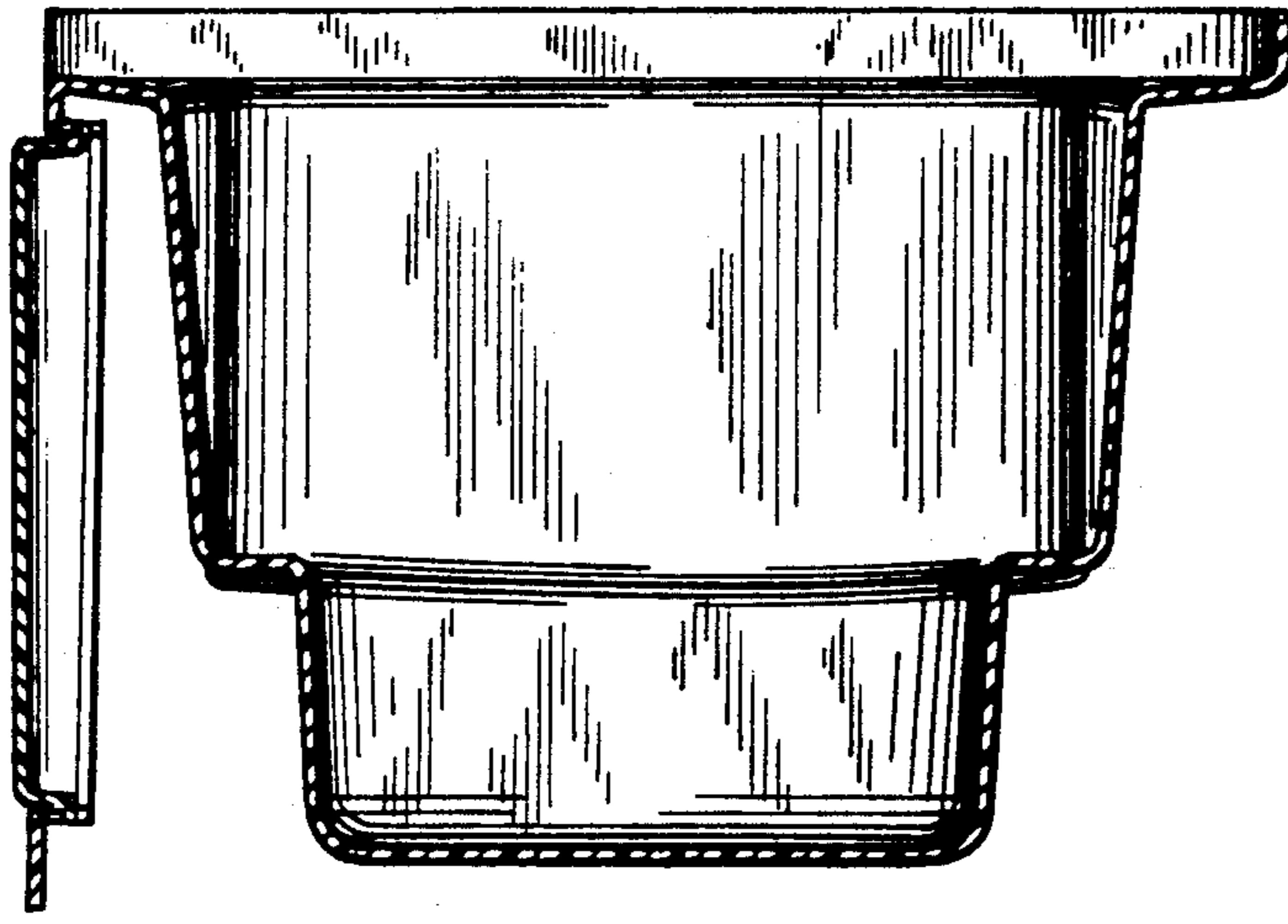
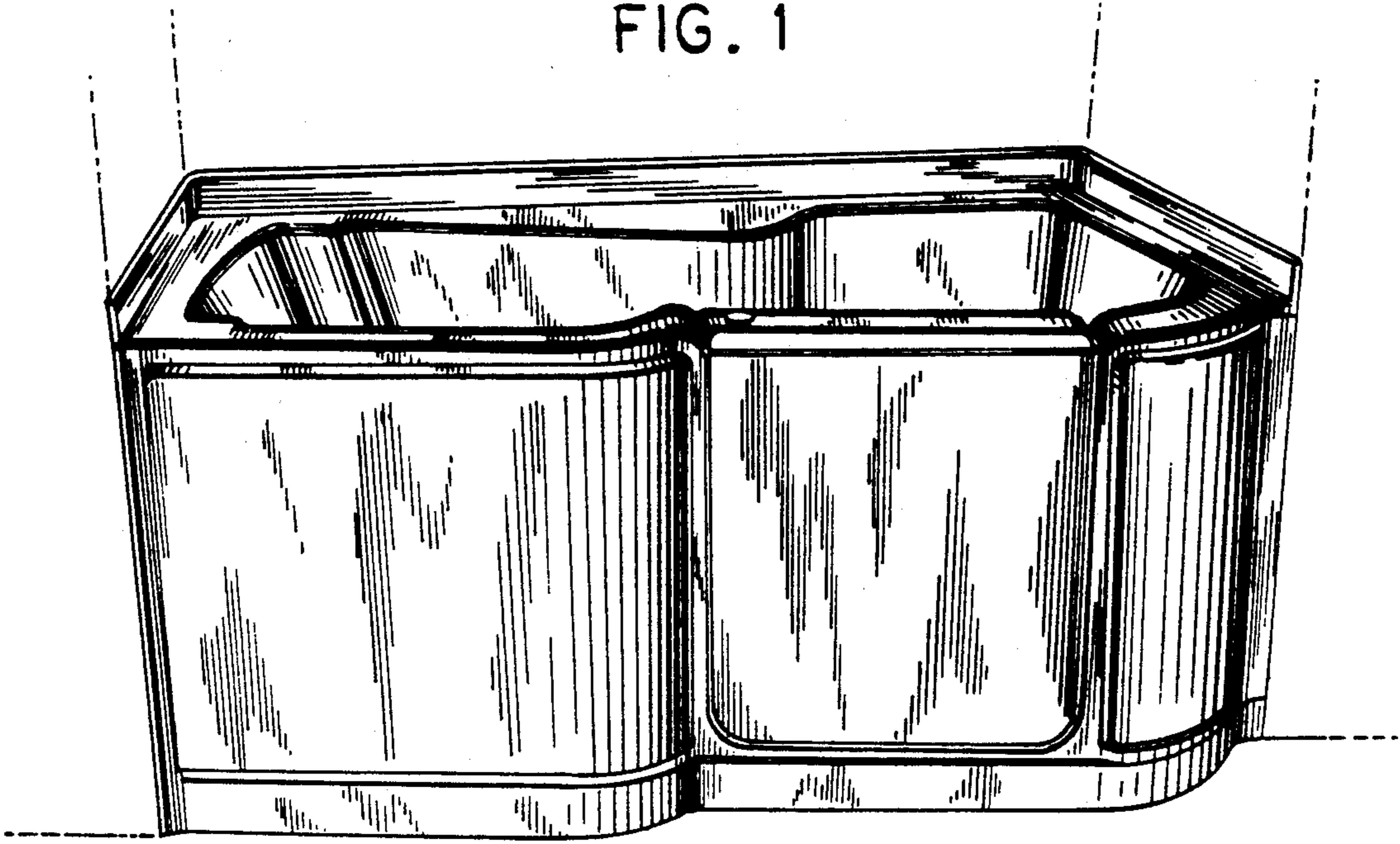


FIG. 6

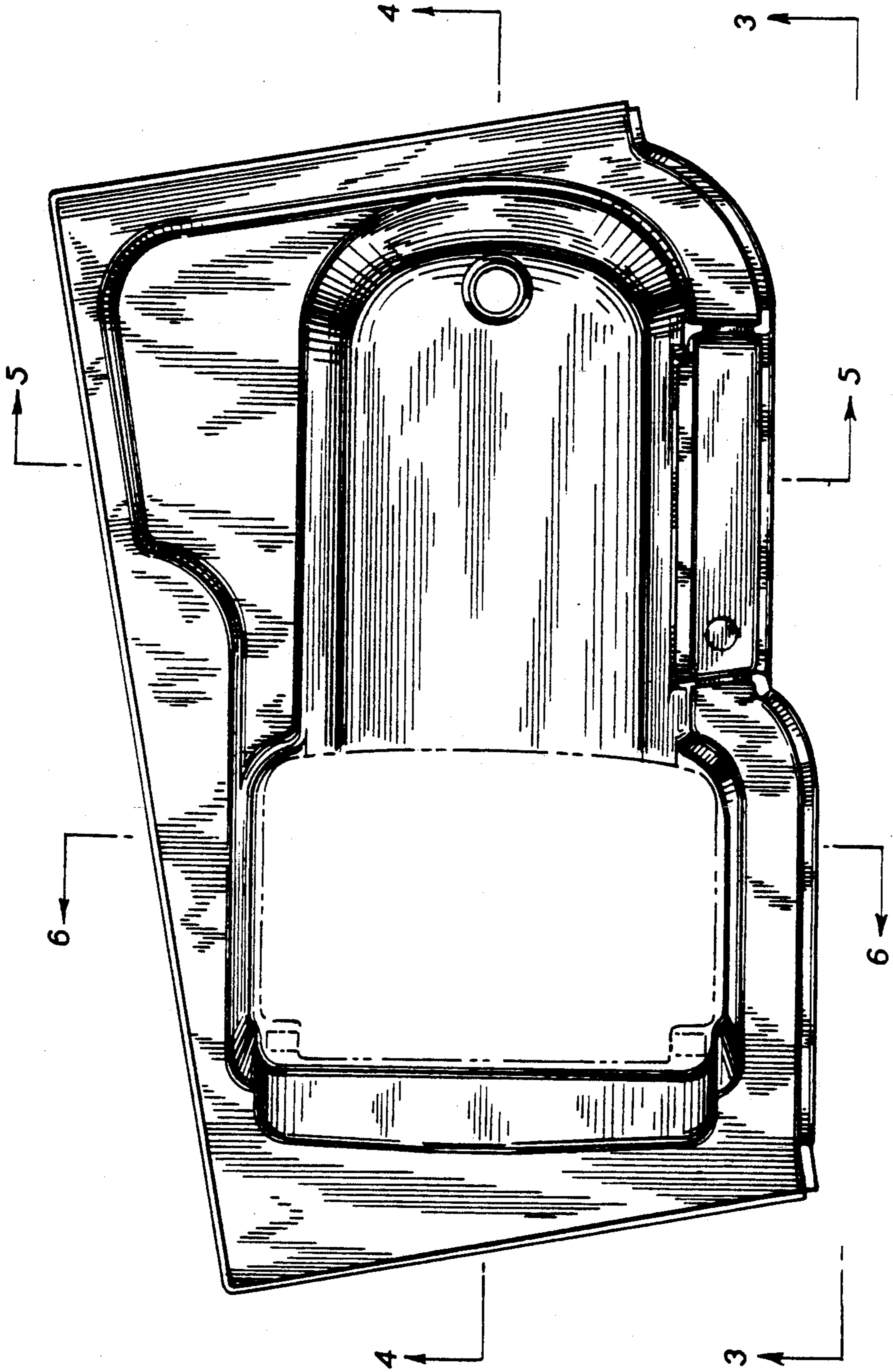


FIG. 2




FIG. 3

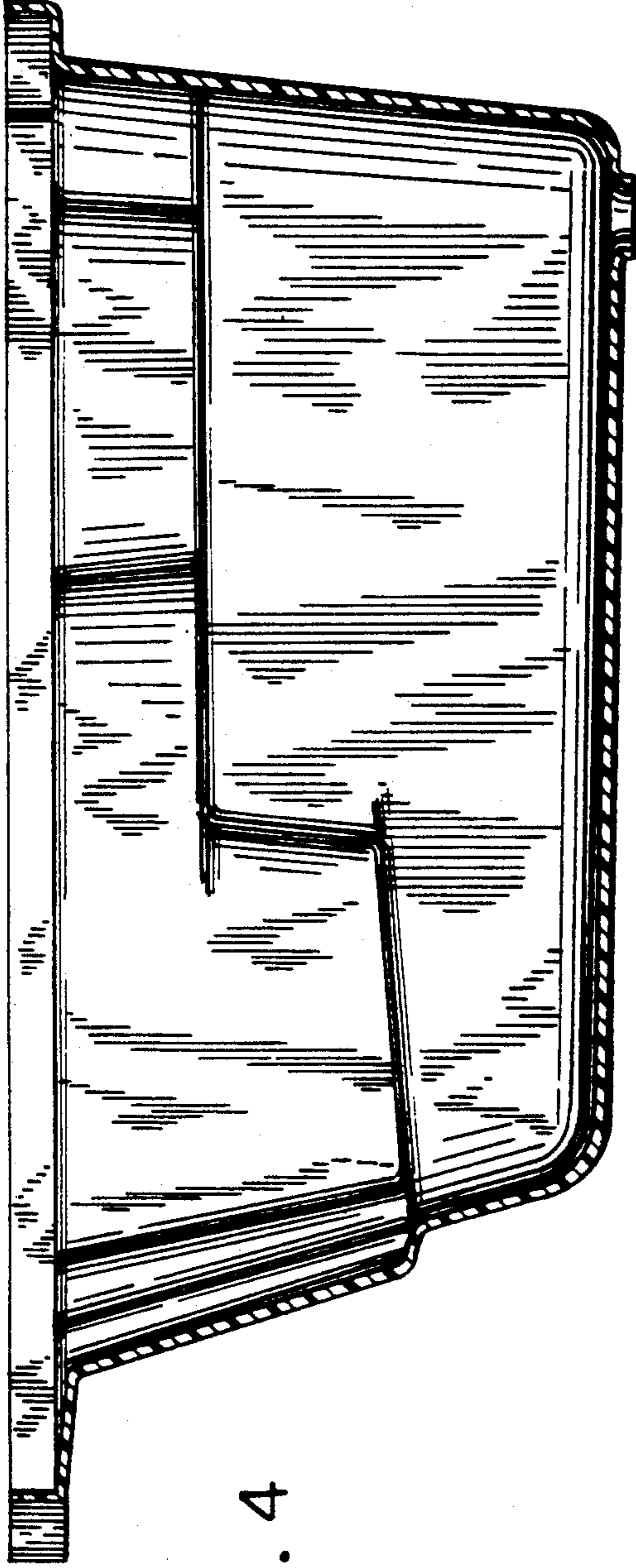


FIG. 4

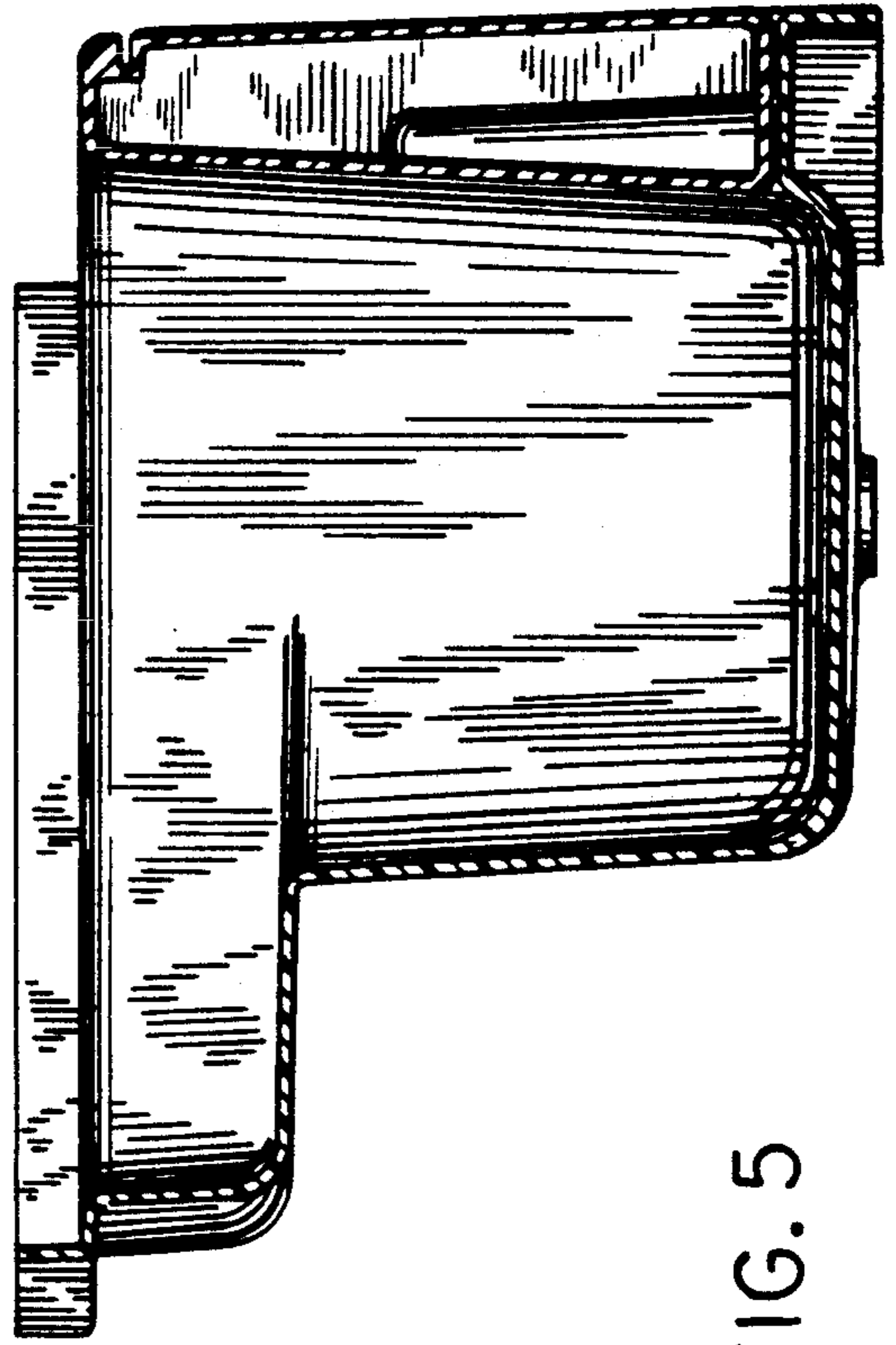


FIG. 5