



US00D332824S

# United States Patent [19]

[11] Patent Number: **Des. 332,824**

**Robbins**

[45] Date of Patent: **\*\* Jan. 26, 1993**

[54] **HANDLE FOR PLUMBING FIXTURES AND ACCESSORIES**

[75] Inventor: **Tom E. Robbins, San Leandro, Calif.**

[73] Assignee: **Kallista, Inc., San Leandro, Calif.**

[\*\*] Term: **14 Years**

[21] Appl. No.: **691,269**

[22] Filed: **Apr. 25, 1991**

[52] U.S. Cl. .... **D23/252; D8/301; D8/308**

[58] Field of Search ..... **D23/233-254; D8/307-312, 301; 16/118, 119, 121**

[56] **References Cited**

**U.S. PATENT DOCUMENTS**

D. 72,243	3/1927	Shorp .....	D23/238
D. 235,098	5/1975	Doman .....	D23/252
D. 263,990	4/1982	Fleischmann et al. ....	D23/252
D. 265,117	6/1982	Fleischmann et al. ....	D23/252
D. 280,008	8/1985	Miller et al. ....	D23/241
D. 285,106	8/1986	Yost .....	D23/252
D. 285,597	9/1986	Miller et al. ....	D23/242
D. 289,318	4/1987	Yost .....	D23/242
D. 289,676	5/1987	Evans et al. ....	D23/252
D. 320,335	10/1991	Bengtson .....	D8/308
4,349,940	9/1982	Fleischmann et al. ....	D23/252 X

**OTHER PUBLICATIONS**

Pp. 2-53 from an undated Kohler catalog showing the Flair II series of faucet handles, admitted prior art.  
An undated Artistic Brass ad showing the Colonial

Williamsburg-32 series of faucet handles, admitted prior art.

An undated Altmans ad showing the L Series faucet handles.

An unnumbered and undated Altmans ad showing the Canne series of Handles, admitted prior art.

P. 53 from an undated Harden catalog for the Model 84-01 faucet handle, admitted prior art.

An undated Cambrian ad for the Knightsbridge series of faucet handles, admitted prior art.

Pp. 2-17 from an undated Kohler catalog for the IV Georges Brass faucet handles, admitted prior art.

Pp. 2-23 from an undated Kohler catalog showing the Antique series faucet handles, admitted prior art.

*Primary Examiner*—James R. Largen

*Attorney, Agent, or Firm*—Quarles & Brady

[57] **CLAIM**

The ornamental design for a handle for plumbing fixtures and accessories, as shown and described.

**DESCRIPTION**


FIG. 1 is a perspective view taken from the top, front and right side of a handle for plumbing fixtures and accessories showing my new design;

FIG. 2 is a front elevational view thereof, the rear being the mirror image of the front shown;

FIG. 3 is a top plan view thereof;

FIG. 4 is a right side elevational view thereof; and,

FIG. 5 is a left side elevational view thereof.






FIG. 1

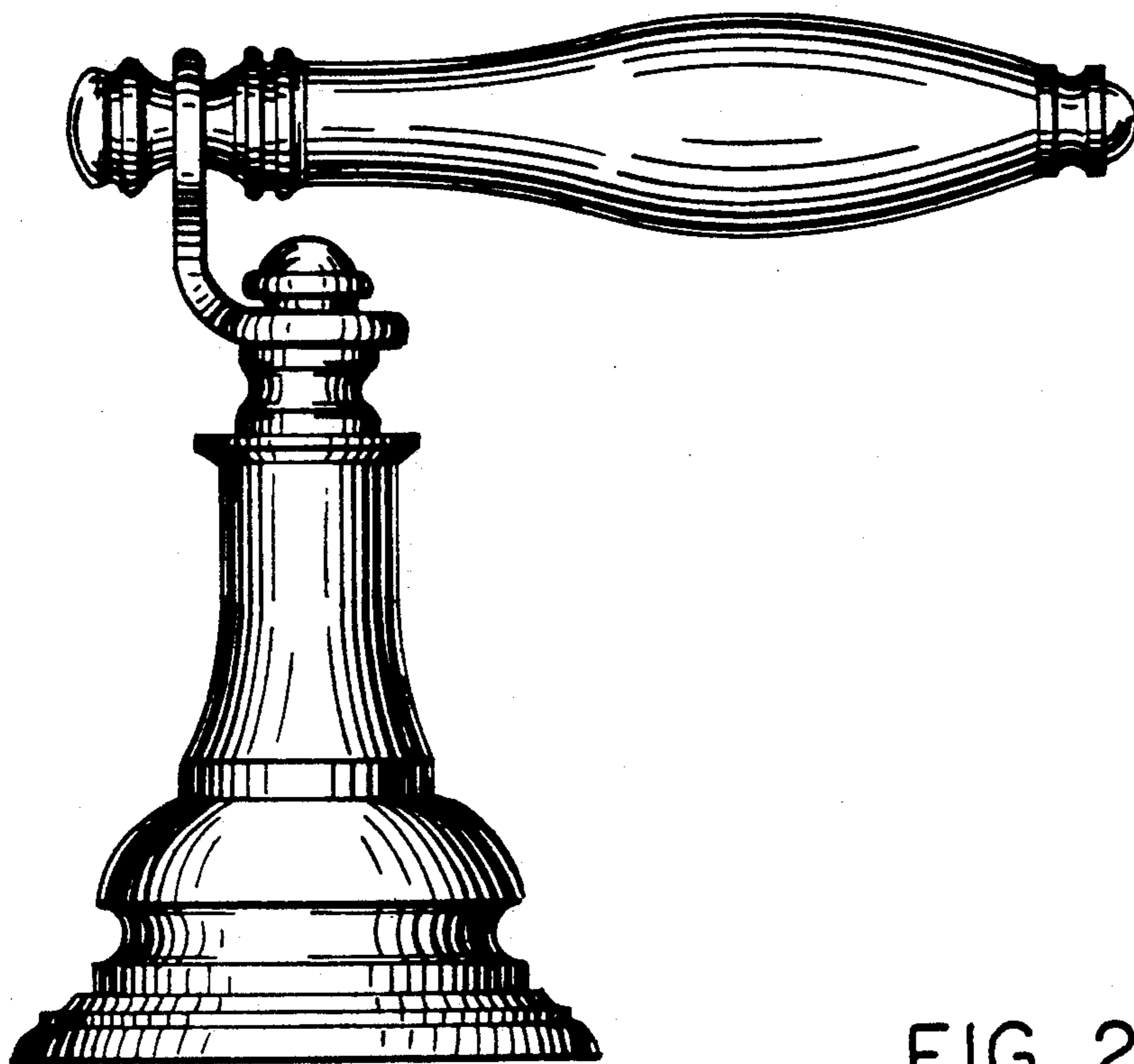


FIG. 2

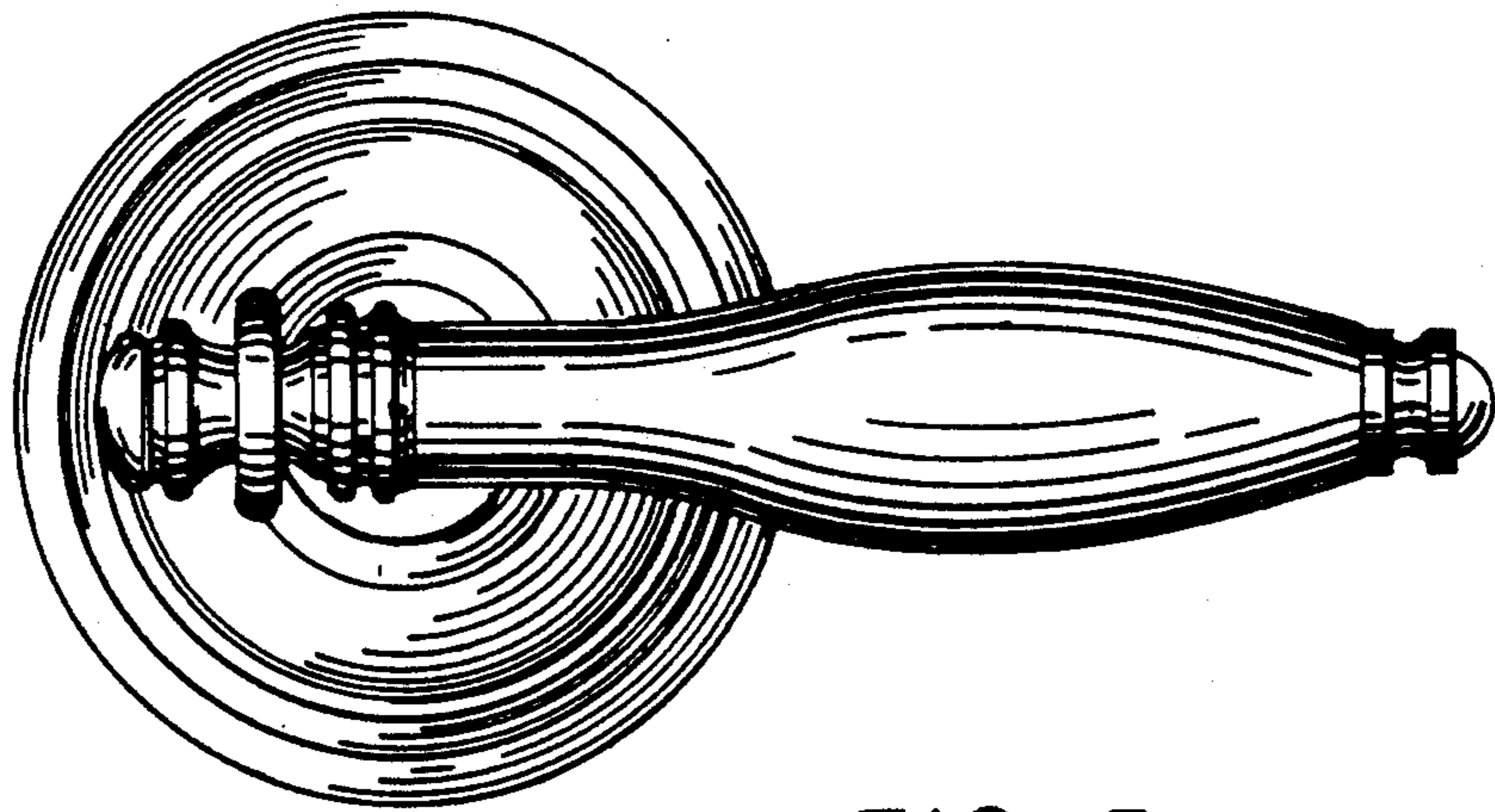


FIG. 3

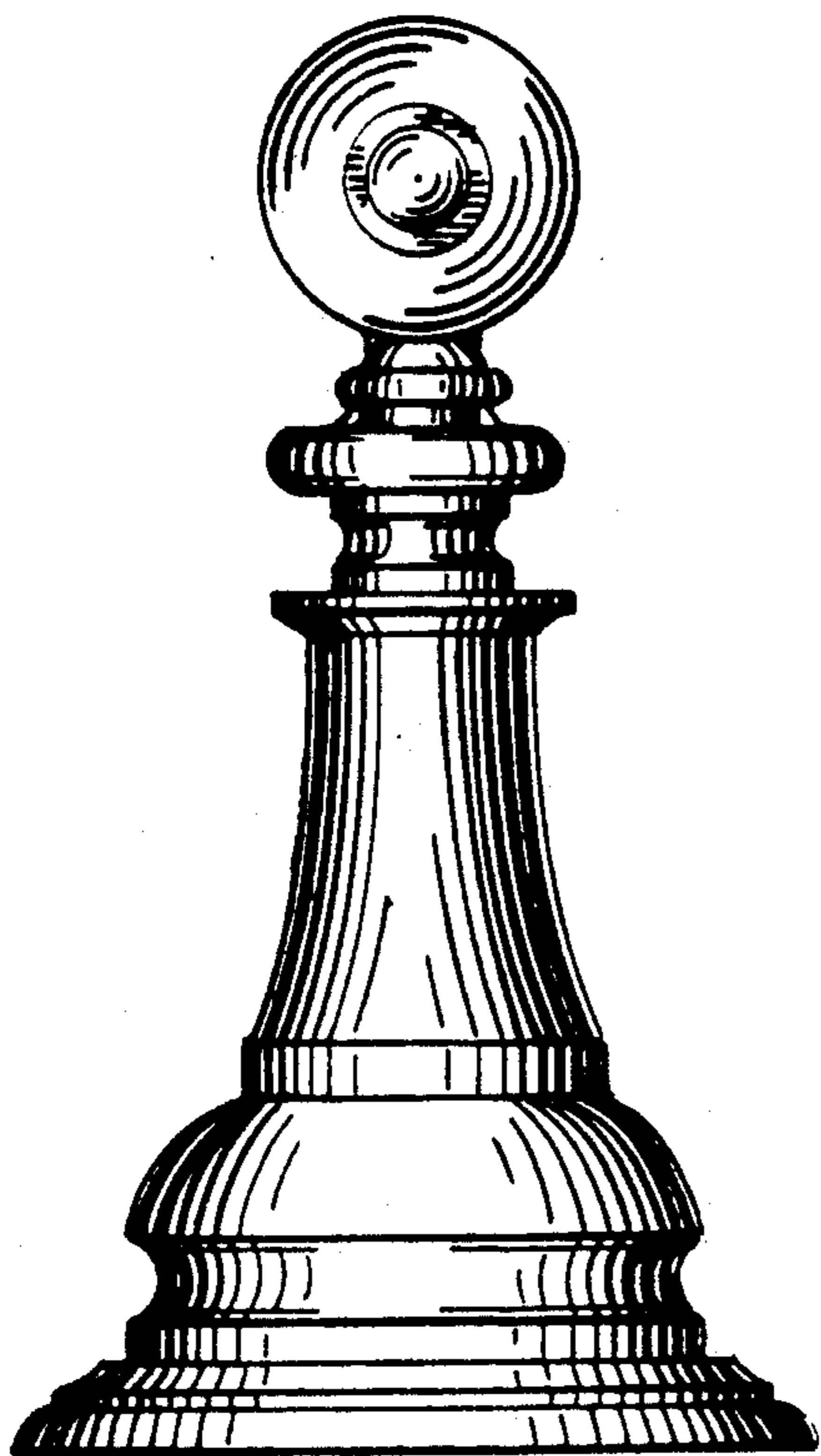


FIG. 4

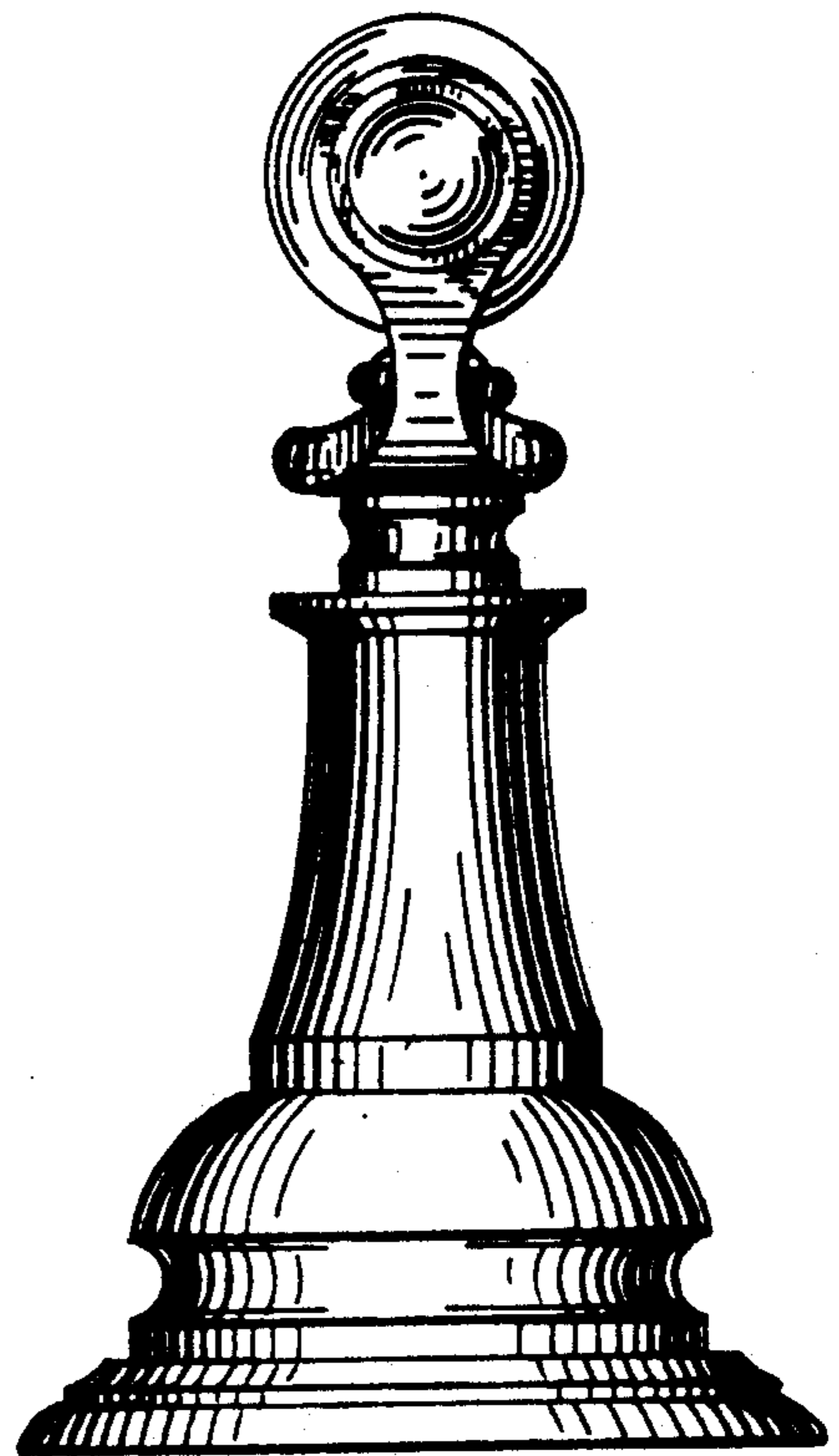


FIG. 5