



US00D332823S

United States Patent [19]

[11] Patent Number: **Des. 332,823**

Bonnell

[45] Date of Patent: **** Jan. 26, 1993**

[54] **HANDLE FOR PLUMBING FIXTURES AND ACCESSORIES**

[75] Inventor: **Thomas A. Bonnell, Sheboygan, Wis.**

[73] Assignee: **Kohler Co., Kohler, Wis.**

[**] Term: **14 Years**

[21] Appl. No.: **716,602**

[22] Filed: **Jun. 17, 1991**

[52] U.S. Cl. **D23/250; D8/312**

[58] Field of Search **D23/233-257; D8/307-312; 116/118, 119, 121**

[56] **References Cited**

U.S. PATENT DOCUMENTS

D. 39,269	4/1908	Jansen	D23/250
D. 74,410	2/1928	August, Jr.	D23/241
D. 101,826	11/1936	Sinko	D23/250
D. 193,604	9/1962	Zeigler	D23/238
D. 209,804	1/1968	Landal et al.	D23/252

D. 227,566	7/1973	Thorp	D23/250
D. 227,568	7/1973	Thorp	D23/252
D. 268,358	3/1983	Saporito et al.	D23/250
D. 292,608	11/1987	Gomez	D23/254
3,144,048	8/1964	Acker et al.	D23/238 X
3,238,968	3/1966	Peeis	D23/250 X

Primary Examiner—James R. Largen
Attorney, Agent, or Firm—Quarles & Brady

[57] **CLAIM**

The ornamental design for a handle for plumbing fixtures and accessories, as shown and described.

DESCRIPTION

FIG. 1 is a perspective view taken from the top, front and right side of a handle for plumbing fixtures and accessories, showing my new design;

FIG. 2 is a front elevational view thereof;

FIG. 3 is a rear elevational view thereof;

FIG. 4 is a top plan view thereof; and,

FIG. 5 is a left side elevational view thereof, the right side being a mirror image of the left side shown.




FIG. 1




FIG. 2

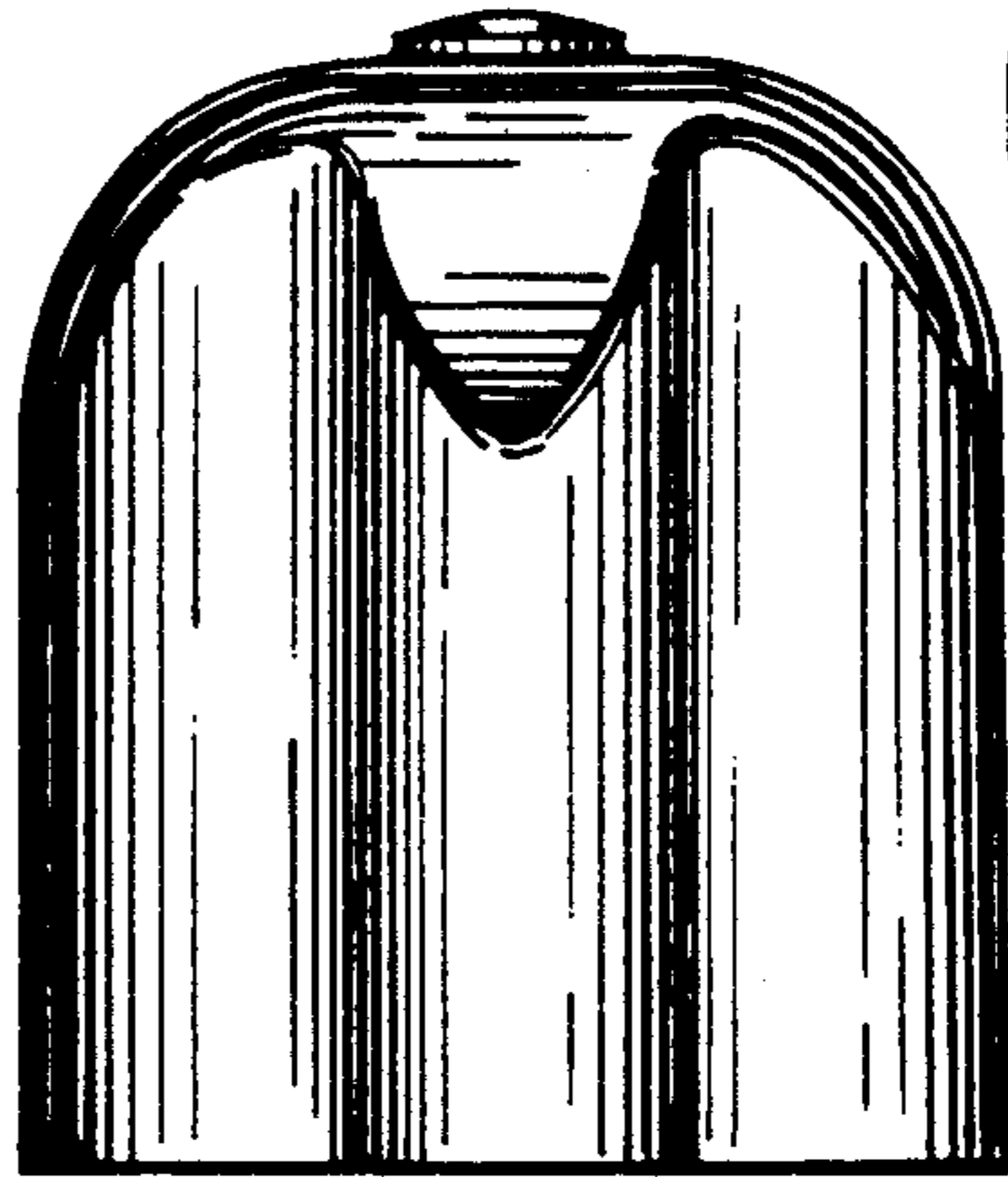


FIG. 3

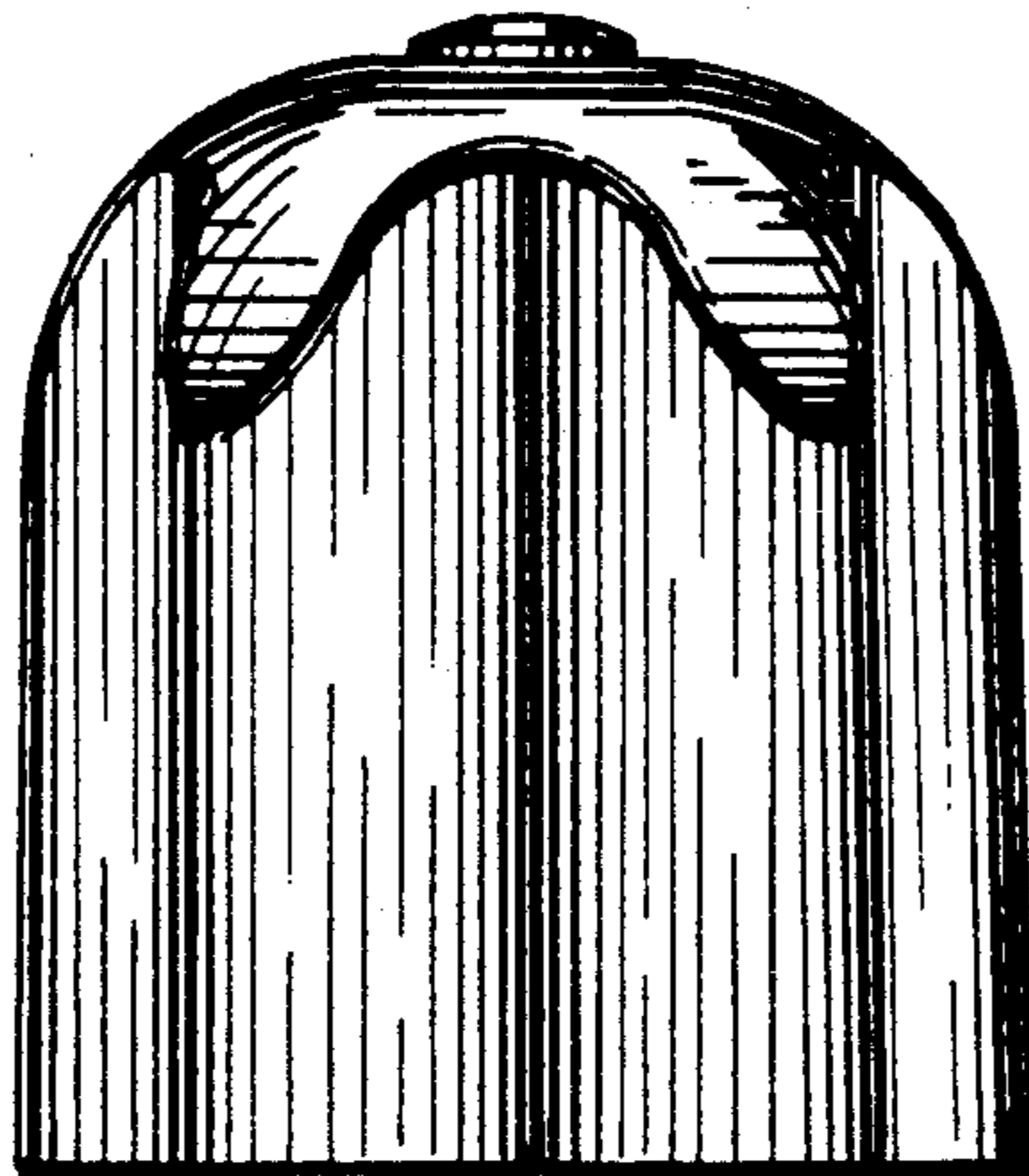


FIG. 4

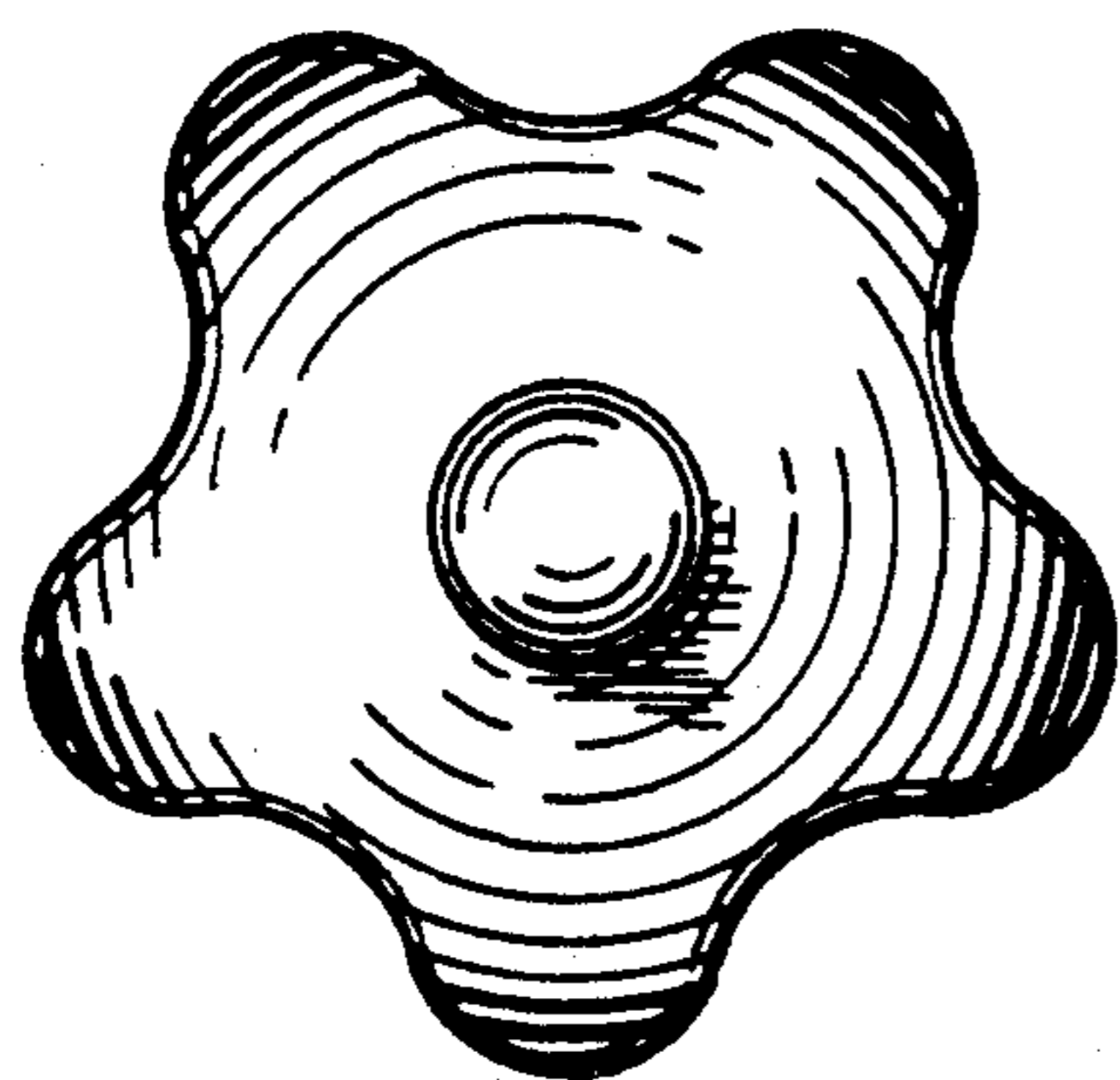


FIG. 5

