



US00D332821S

# United States Patent [19]

[11] Patent Number: **Des. 332,821**

**Padilla**

[45] Date of Patent: **\*\* Jan. 26, 1993**

[54] **FISHING POLE HOLDER**

[76] Inventor: **Ronald G. Padilla**, 12029 W.  
Tanforan St., Morrison, Colo. 80465

[\*\*] Term: **14 Years**

[21] Appl. No.: **104,388**

[22] Filed: **Oct. 5, 1987**

[52] U.S. Cl. .... **D22/147**

[58] Field of Search ..... **D22/147; 43/21.2;**  
**D6/417; 248/511, 530**

[56] **References Cited**

**U.S. PATENT DOCUMENTS**

D. 202,432	9/1965	Turiace, Jr. ....	D22/147
D. 267,031	11/1982	Hamlin .....	D22/147
D. 299,805	2/1989	Pifher .....	D6/417 X
2,506,912	5/1950	Augustine .....	43/21.2

*Primary Examiner*—A. Hugo Word  
*Assistant Examiner*—Doris V. Coles  
*Attorney, Agent, or Firm*—Charles C. Corbin

[57] **CLAIM**

The ornamental design for a fishing pole holder, as shown and described.

**DESCRIPTION**

FIG. 1 is a perspective view of a fishing pole holder showing my new design;  
FIG. 2 is a left side elevational view thereof;  
FIG. 3 is a rear elevational view thereof;  
FIG. 4 is a front elevational view thereof;  
FIG. 5 is a right side elevational view thereof;  
FIG. 6 is a top plan view thereof; and,  
FIG. 7 is a bottom plan view thereof.  
The broken line showing of a fishing rod and reel in FIG. 1 is for illustrative purposes only and forms no part of the claimed design.

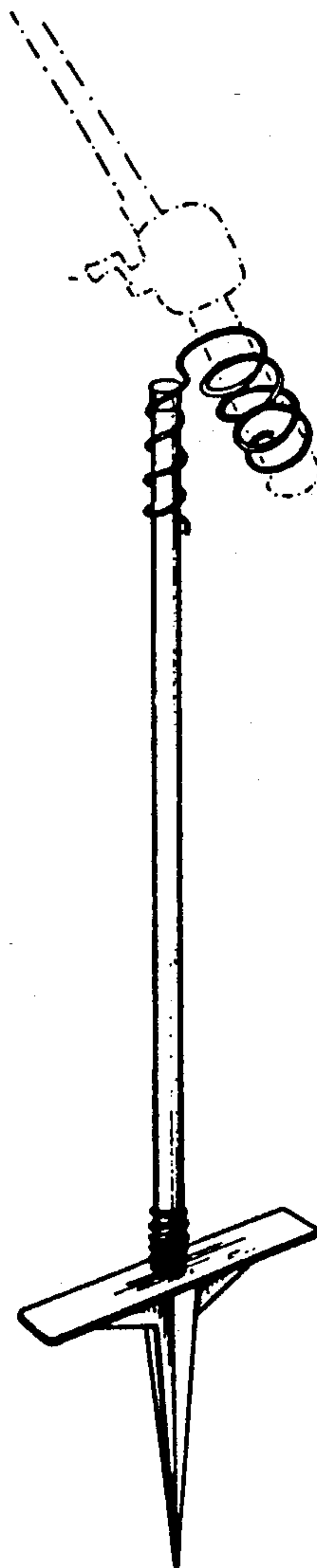




Fig. 6.

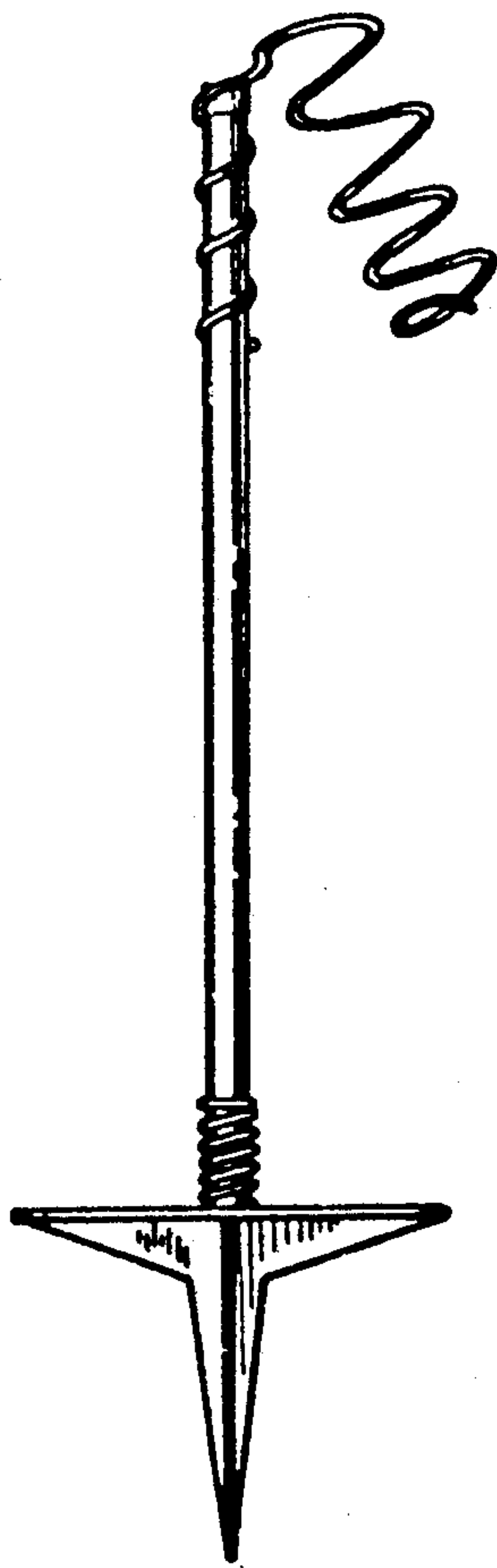


Fig. 2.

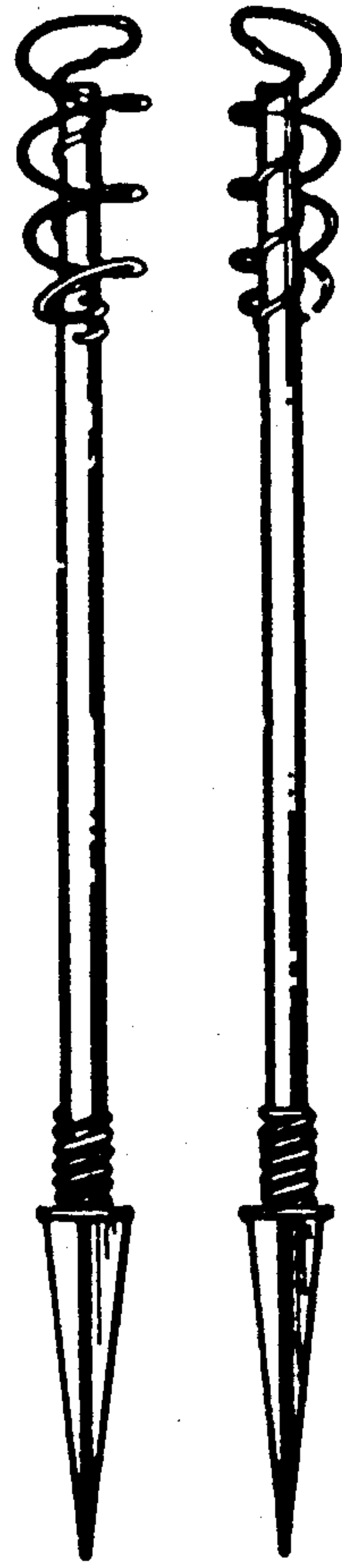


Fig. 3. Fig. 4.

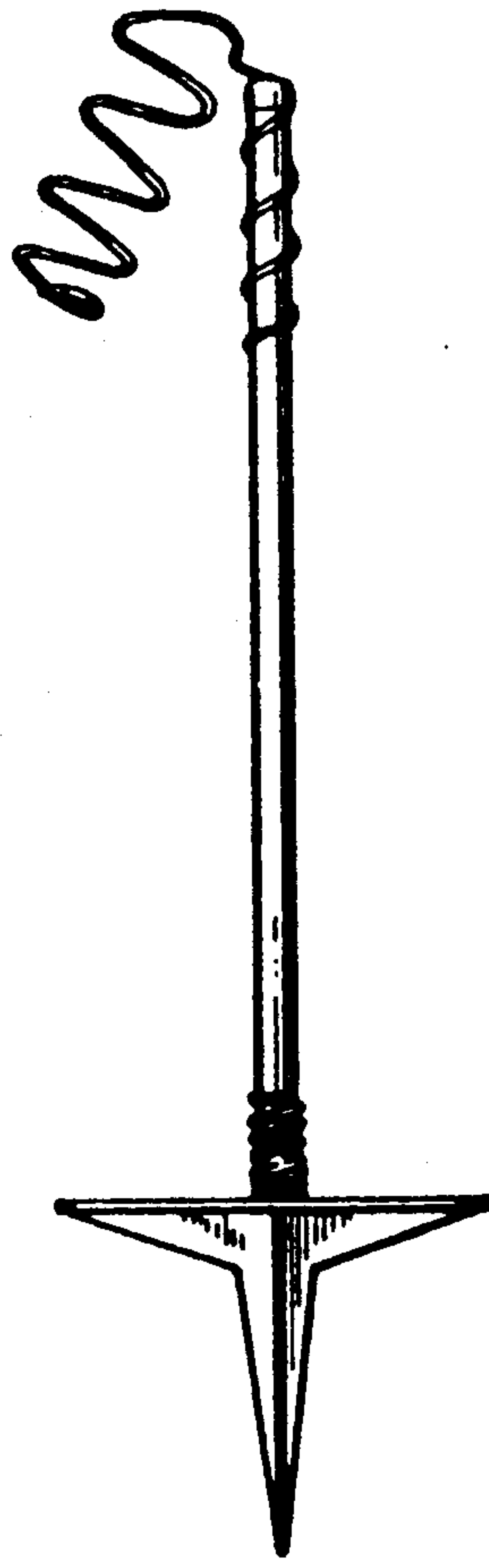


Fig. 5.



Fig. 7.




Fig. 1.