



US00D332803S

United States Patent [19]

[11] Patent Number: **Des. 332,803**

Forslund

[45] Date of Patent: **** Jan. 26, 1993**

[54] **ADVERTISING BADGE**

[76] Inventor: **Judith K. Forslund**, 14592 S. Kellogg School Rd., Hickory Corners, Mich. 49060

4,453,274	6/1984	Allen	2/102
4,710,979	12/1987	Bull et al.	2/48
4,869,004	9/1989	Maloney	40/1.5
4,903,379	2/1990	Uchtman	40/1.5
4,961,275	10/1990	Klein	40/1.5

[**] Term: **14 Years**

FOREIGN PATENT DOCUMENTS

[21] Appl. No.: **697,288**

24345 11/1899 United Kingdom 40/129

[22] Filed: **May 8, 1991**

Primary Examiner—Wallace R. Burke
Assistant Examiner—Marcus Jackson
Attorney, Agent, or Firm—Price, Heneveld, Cooper, DeWitt & Litton

Related U.S. Application Data

[63] Continuation of Ser. No. 529,494, May 29, 1990, abandoned.

[52] U.S. Cl. **D20/22**

[58] Field of Search D20/10, 22, 23, 27; D10/109, 111; D2/190; 40/1.5, 1.6, 5, 6, 586; 2/48, 52, 49 R, 115, 92; 24/306, 442

[57] **CLAIM**

The design for an advertising badge, as shown and described.

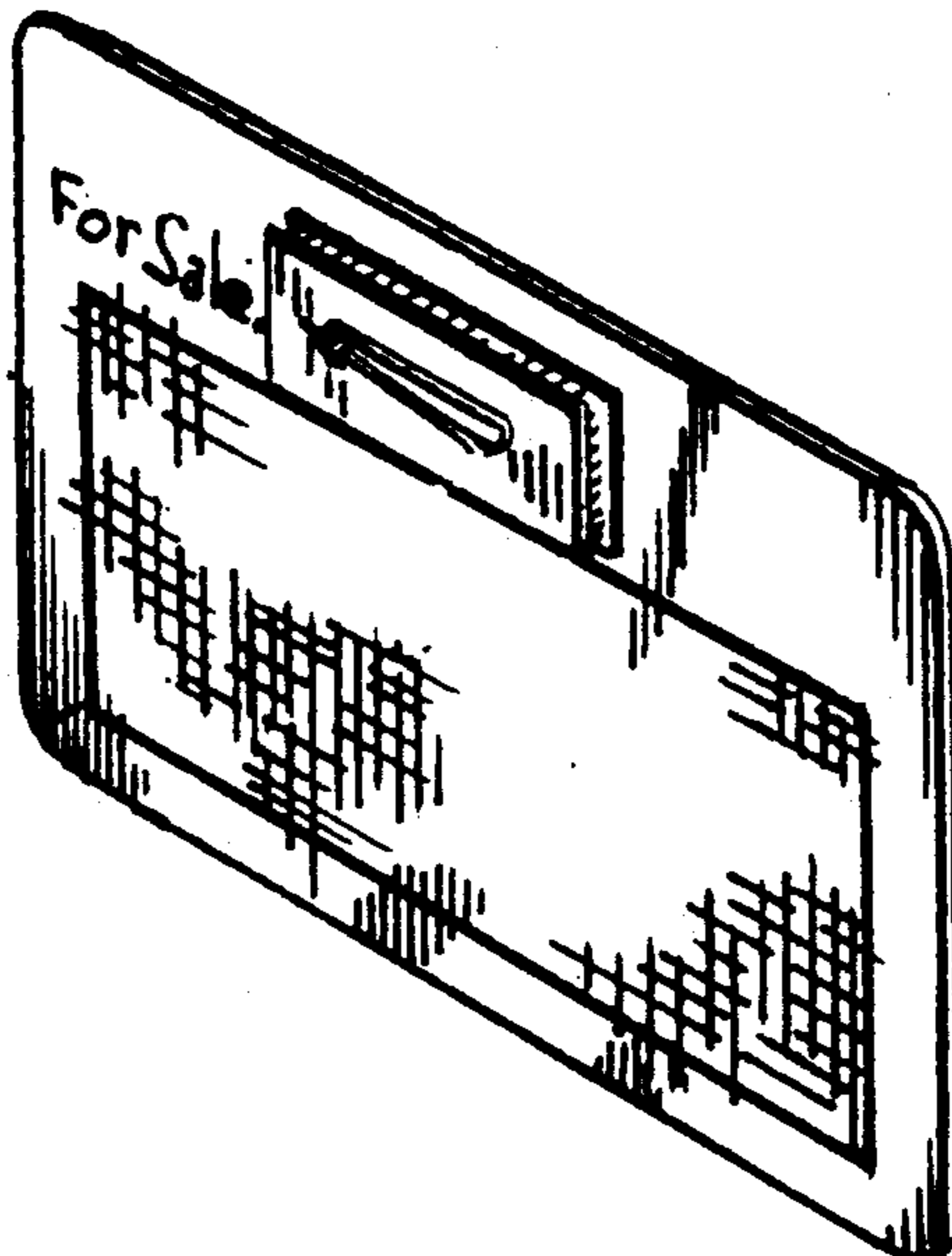
[56] **References Cited**

DESCRIPTION

U.S. PATENT DOCUMENTS

D. 277,808	3/1985	Michols	D10/109
D. 280,860	10/1985	Monferrato	D2/190
345,899	7/1886	Hill	2/48
1,824,161	9/1931	Zethert	40/1.5
2,342,005	2/1944	Mittag	40/586
2,601,424	6/1952	Baker	40/1.5
2,834,129	5/1958	Kirkbride	40/1.5

FIG. 1 is a perspective view of an advertising badge showing my new design;
FIG. 2 is a front elevational view thereof, with the pin portion detached;
FIG. 3 is a rear elevational view thereof, with the pin portion detached;
FIG. 4 is a top plan view thereof;
FIG. 5 is a bottom plan view thereof;
FIG. 6 is a right side elevational view thereof; and,
FIG. 7 is a left side elevational view thereof.



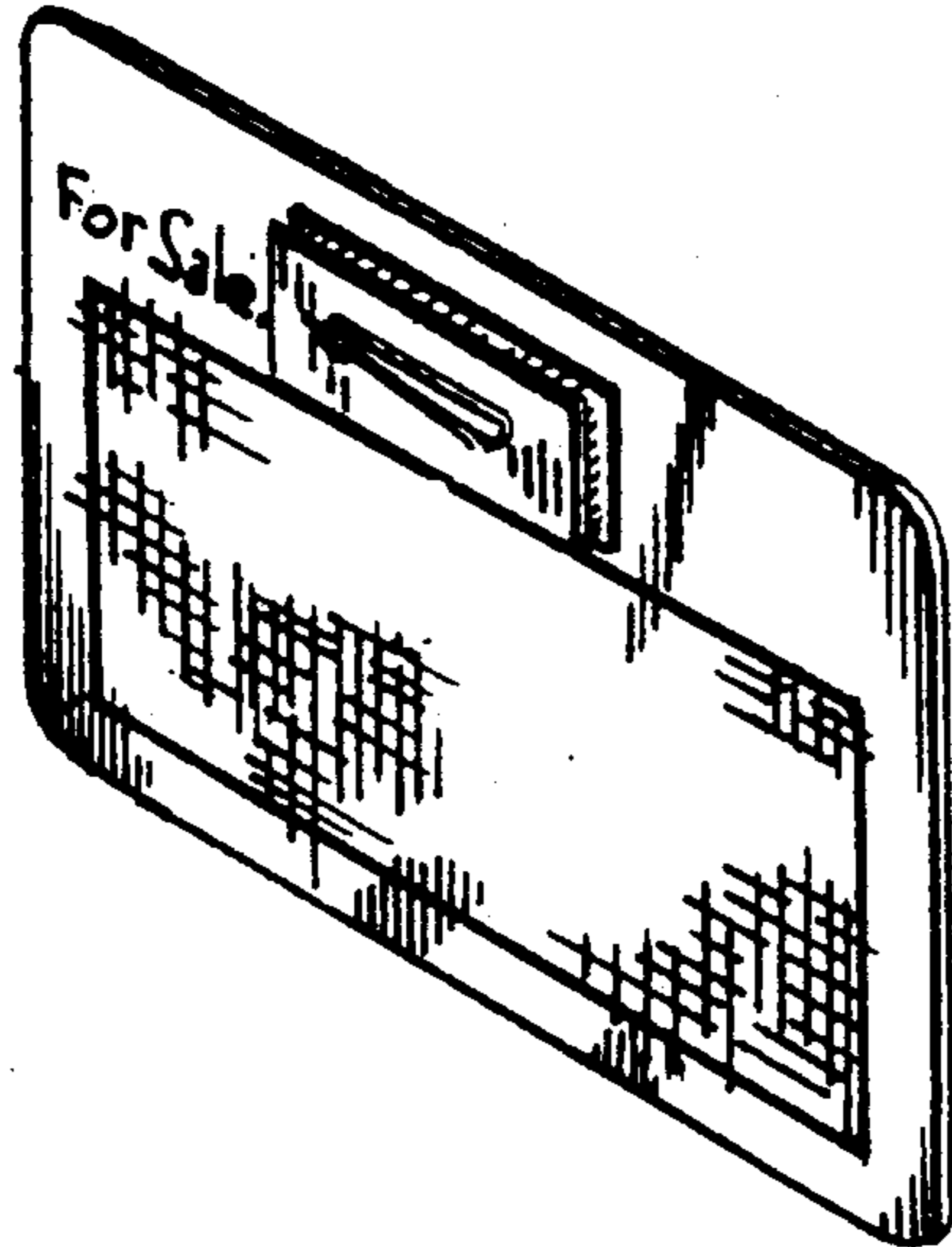


Fig 1

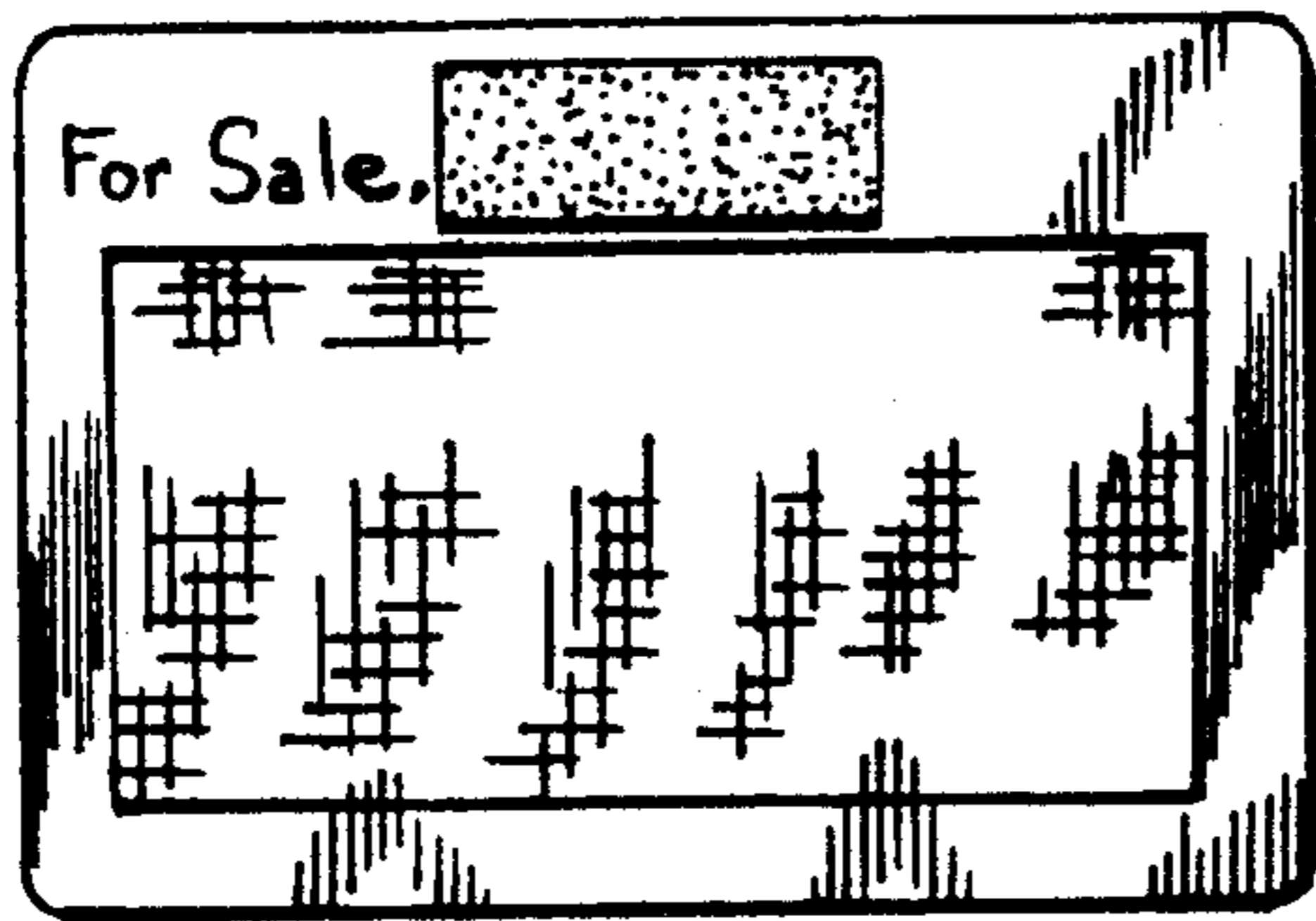


Fig 2

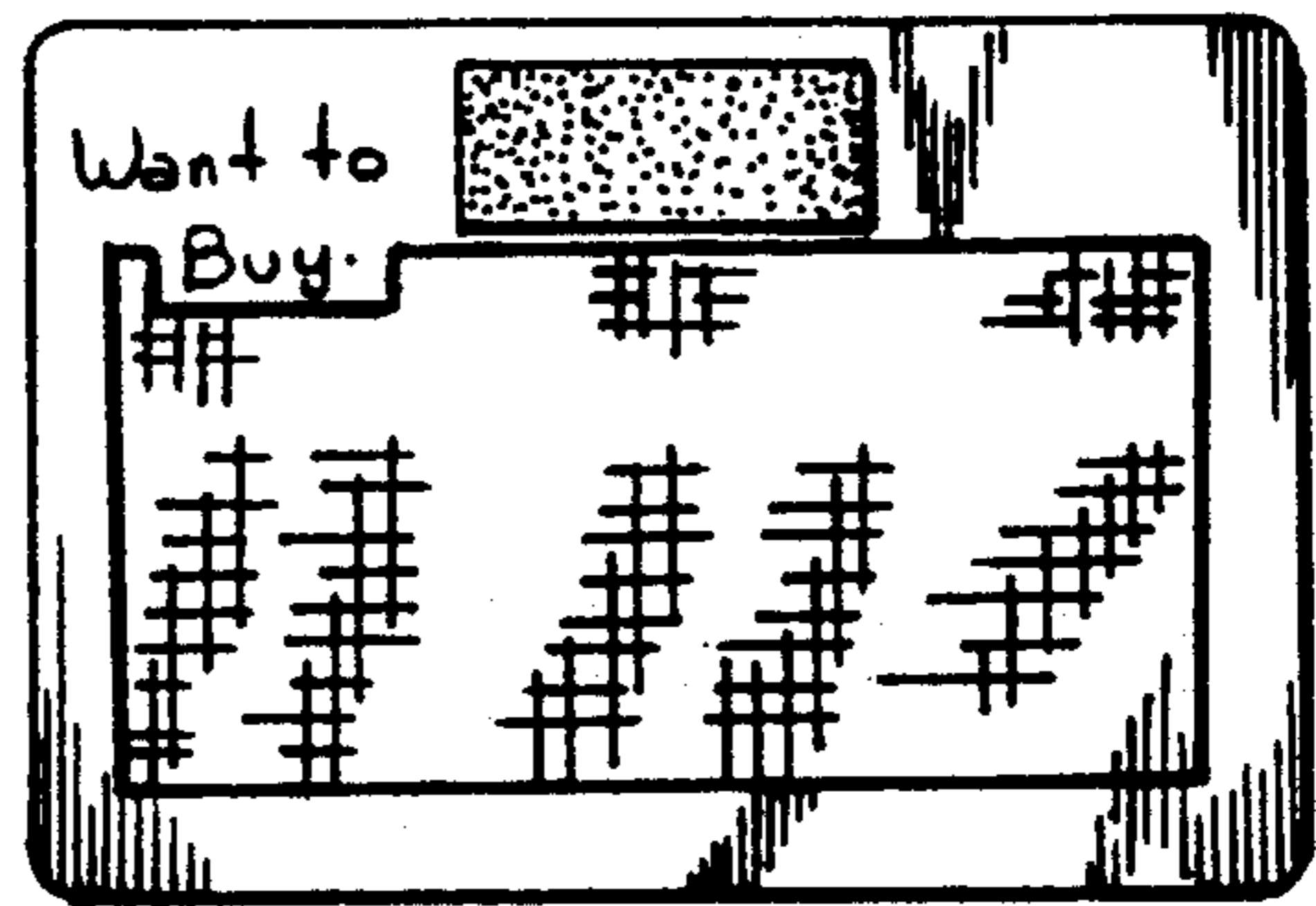


Fig 3




Fig 4



Fig 5



Fig 6



Fig 7