



US00D332802S

United States Patent [19]

[11] Patent Number: Des. 332,802

Greenhut et al.

[45] Date of Patent: ** Jan. 26, 1993

[54] **HOLDER FOR WRITING INSTRUMENTS**

[76] Inventors: **Steven E. Greenhut**, 6368 NW. 23rd Way, Boca Raton, Fla. 33496;
Sheldon H. Goodman, 30905 Stratford, Solon, Ohio 44139

[**] Term: **14 Years**

[21] Appl. No.: **710,913**

[22] Filed: **Jun. 5, 1991**

[52] U.S. Cl. **D19/85; D19/81; D19/77; D19/97**

[58] Field of Search **D19/35, 36, 65, 77, D19/78, 86, 81-85, 92; D8/499, 71; D6/504; 206/214, 371, 244; 211/69.1-69.9**

[56] **References Cited**

U.S. PATENT DOCUMENTS

D. 26,350	11/1896	Arkin	D19/92 X
D. 28,896	6/1898	Comstock	D6/504
D. 51,408	10/1917	Borland	D19/86 X
D. 52,295	10/1918	Weeks	D19/86 X
D. 223,482	4/1972	Mehl	D8/71
D. 267,332	12/1982	Pirovano et al.	D19/85
D. 270,845	10/1983	Hansen	D19/85
548,646	10/1895	Lowry	211/69.8 X

954,651	4/1910	Shatzer	211/69.8 X
2,185,086	12/1939	Janke	211/69.8 X
2,518,401	8/1950	Thompson	211/69.8
2,605,907	8/1952	Hirst	211/69.8 X

OTHER PUBLICATIONS

Springs & Formed Wires ©1949 See p. 2, circled spring.

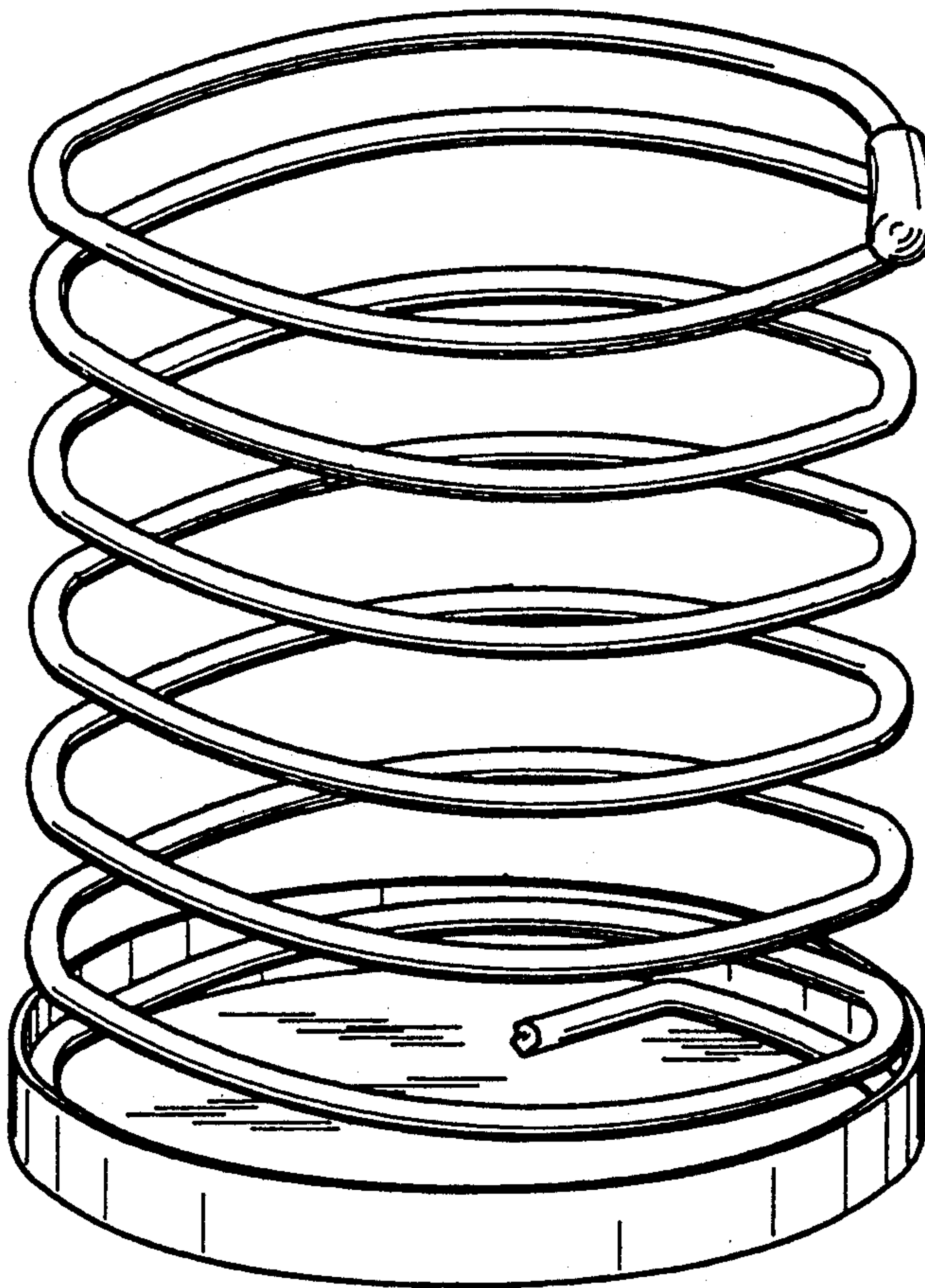
Primary Examiner—Nelson C. Holtje
Assistant Examiner—Martha Thompson
Attorney, Agent, or Firm—Pearne, Gordon, McCoy & Granger

[57] **CLAIM**

The ornamental design for a holder for writing instruments, as shown and described.

DESCRIPTION

FIG. 1 is a perspective view of a holder for writing instruments showing our new design; FIG. 2 is a front elevational view thereof; FIG. 3 is a rear elevational view thereof; FIG. 4 is a top plan view thereof; and, FIG. 5 is a bottom plan view thereof. FIGS. 2 through 5 have been drawn to a reduced scale with respect to FIG. 1.



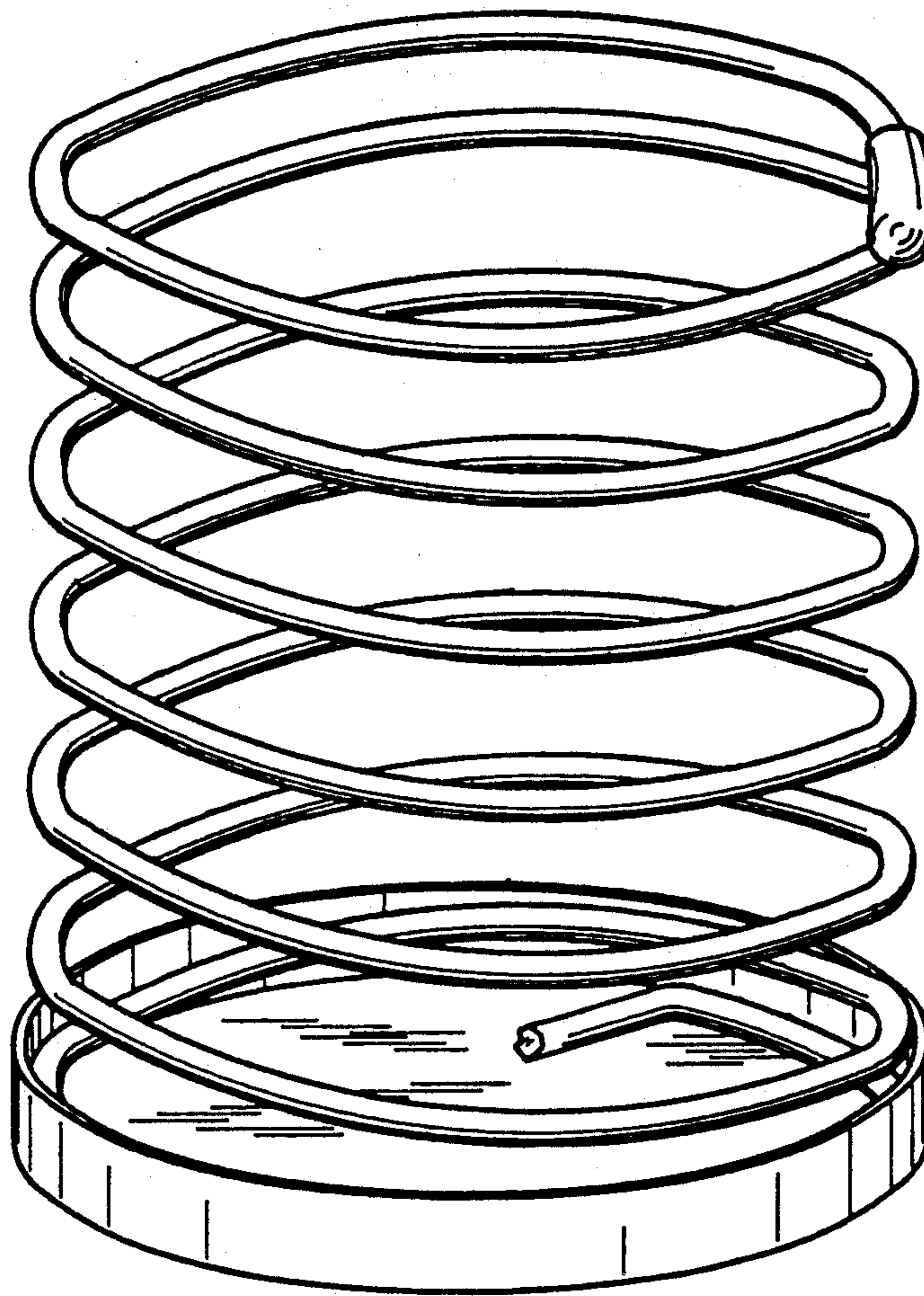


Fig. 1

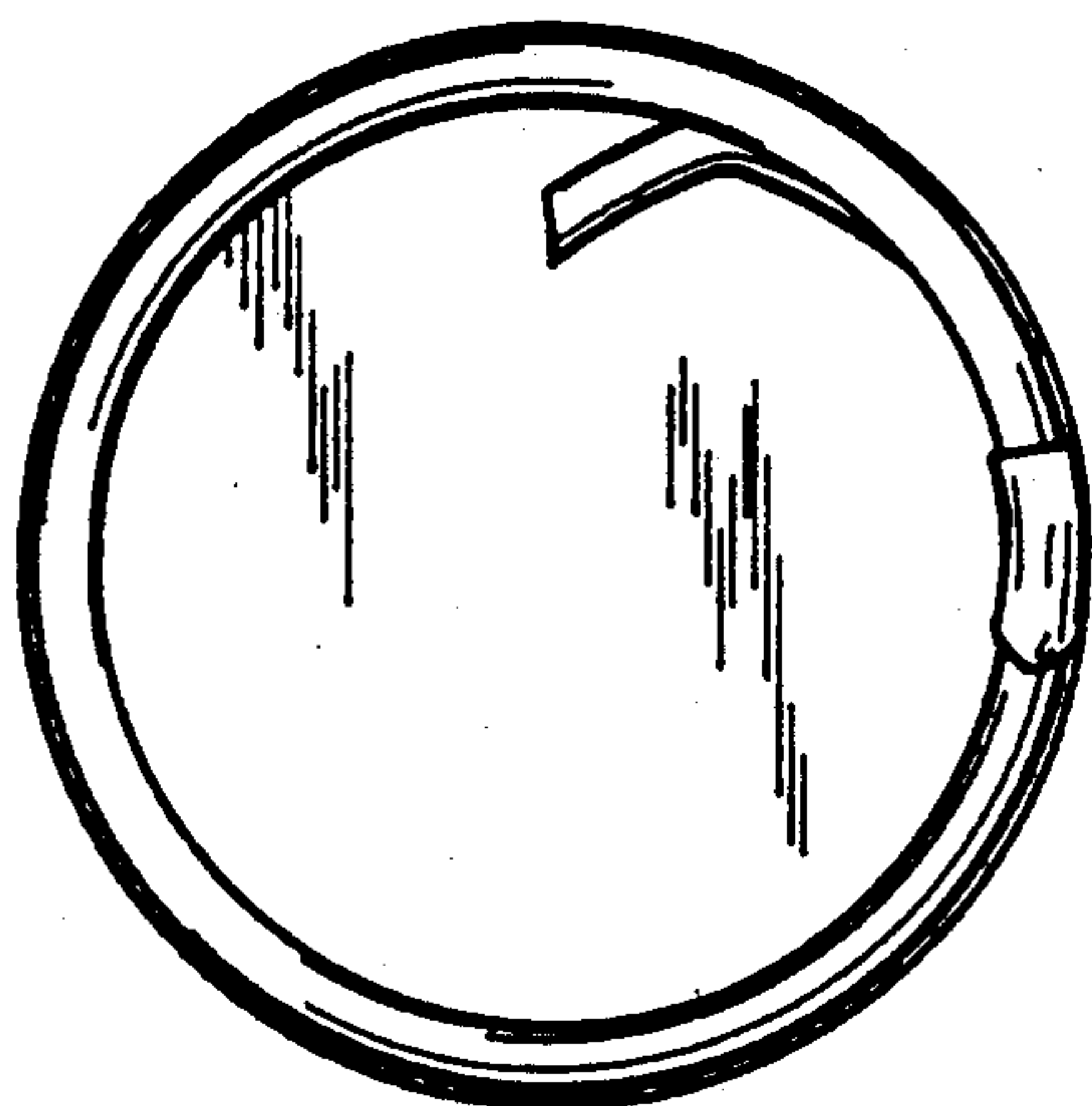


Fig. 4




Fig. 2




Fig. 3

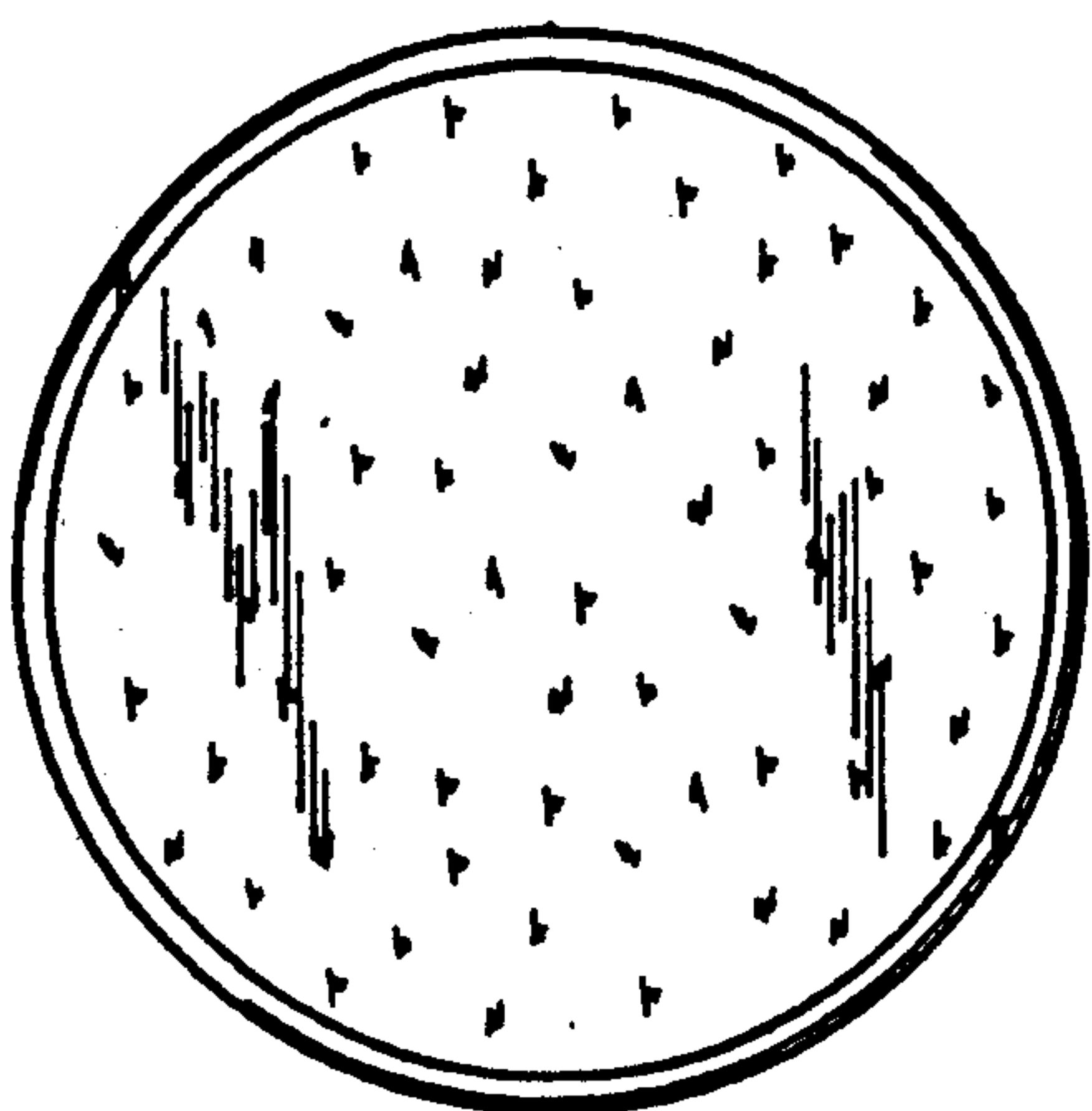


Fig. 5