



US00D332786S

# United States Patent [19]

[11] Patent Number: **Des. 332,786**

**Gagnon**

[45] Date of Patent: **\*\* Jan. 26, 1993**

- [54] **BASE FOR A TELEPHONE SET**
- [75] Inventor: **Jacques Gagnon, Ottawa, Canada**
- [73] Assignee: **Northern Telecom Limited, Montreal, Canada**
- [\*\*] Term: **14 Years**
- [21] Appl. No.: **718,148**
- [22] Filed: **Jun. 20, 1991**
- [52] U.S. Cl. .... **D14/142; D14/151**
- [58] Field of Search ..... **D14/141, 151, 241; 379/61**

- D. 307,145 4/1990 Oshima et al. .... D14/151 X
- D. 311,191 10/1990 Ando ..... D14/241
- D. 319,443 8/1991 Fuqua et al. .... D14/151
- D. 319,642 9/1991 Ando ..... D14/241 X
- D. 321,873 11/1991 Ando ..... D14/151
- D. 321,874 11/1991 Ando ..... D14/151
- D. 321,875 11/1991 Ando ..... D14/151
- 5,010,565 4/1991 Nash et al. .... 379/61

### OTHER PUBLICATIONS

OKI, single sheet ad dated Apr. 5, 1985.

*Primary Examiner*—Horace B. Fay, Jr.

*Attorney, Agent, or Firm*—R. J. Austin

[56] **References Cited**  
**U.S. PATENT DOCUMENTS**


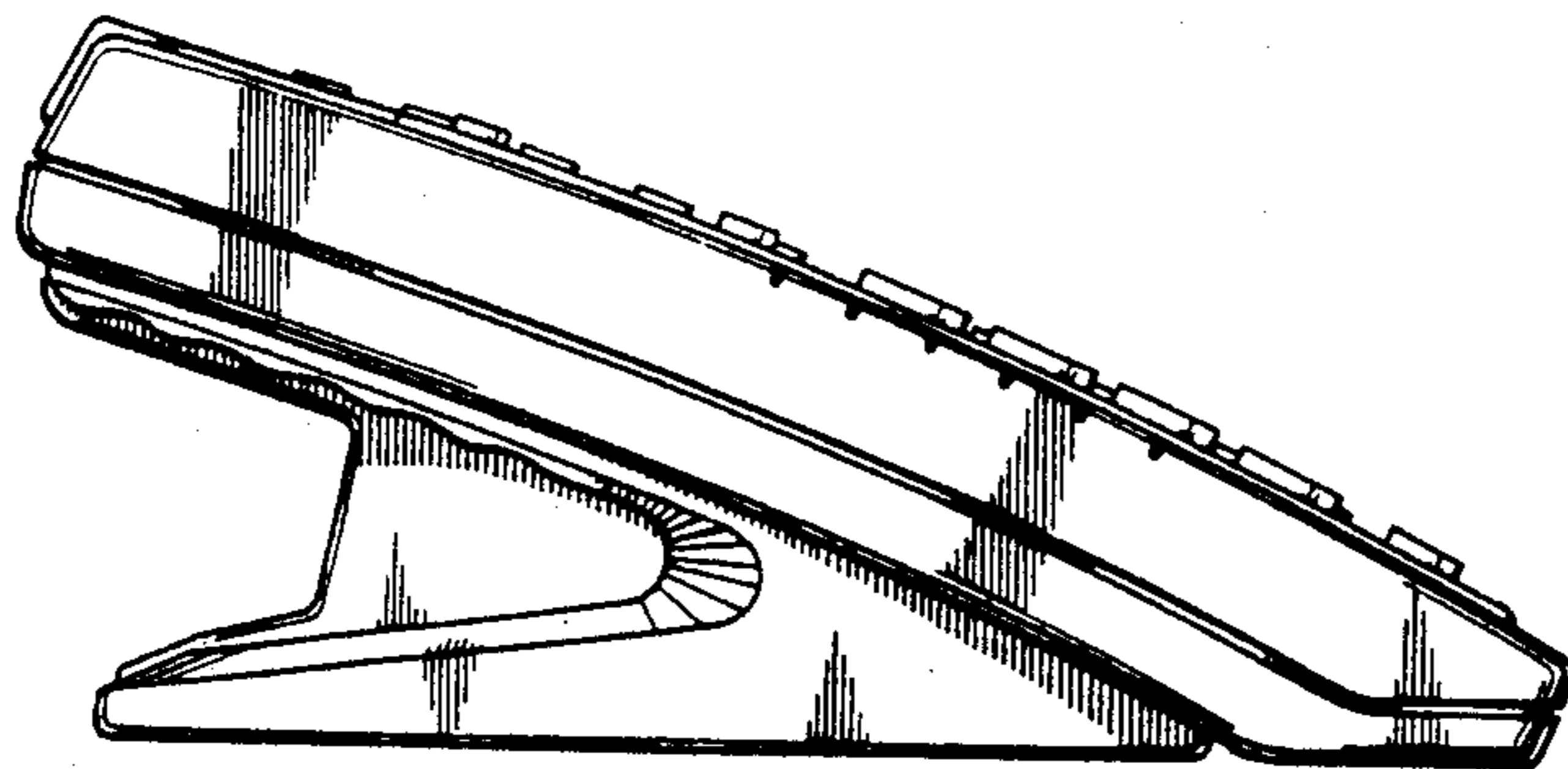
- D. 280,617 9/1985 Inaka ..... D14/151
- D. 284,190 6/1986 Ando ..... D14/151
- D. 286,042 10/1986 Fukutoni ..... D14/151
- D. 287,361 12/1986 Sekiguchi ..... D14/151
- D. 295,407 4/1988 Aschauer ..... D14/151
- D. 295,514 5/1988 Inaka ..... D14/151 X
- D. 296,438 6/1988 Aschauer ..... D14/151
- D. 296,784 7/1988 Yamagishi ..... D14/151
- D. 301,031 5/1989 Sasaki et al. .... D14/151
- D. 304,717 11/1989 Barker et al. .... D14/241
- D. 306,728 3/1990 Yabuki et al. .... D14/241 X

[57] **CLAIM**

The ornamental design for a base for a telephone set, as shown and described.

### DESCRIPTION

FIG. 1 is a top plan view thereof a base for a telephone set showing my new design;  
 FIG. 2 is a front elevational view thereof;  
 FIGS. 3 and 4 are respectively left and right side elevational view thereof;  
 FIG. 5 is a rear elevational view thereof; and,  
 FIG. 6 is a front top and right side perspective view thereof.



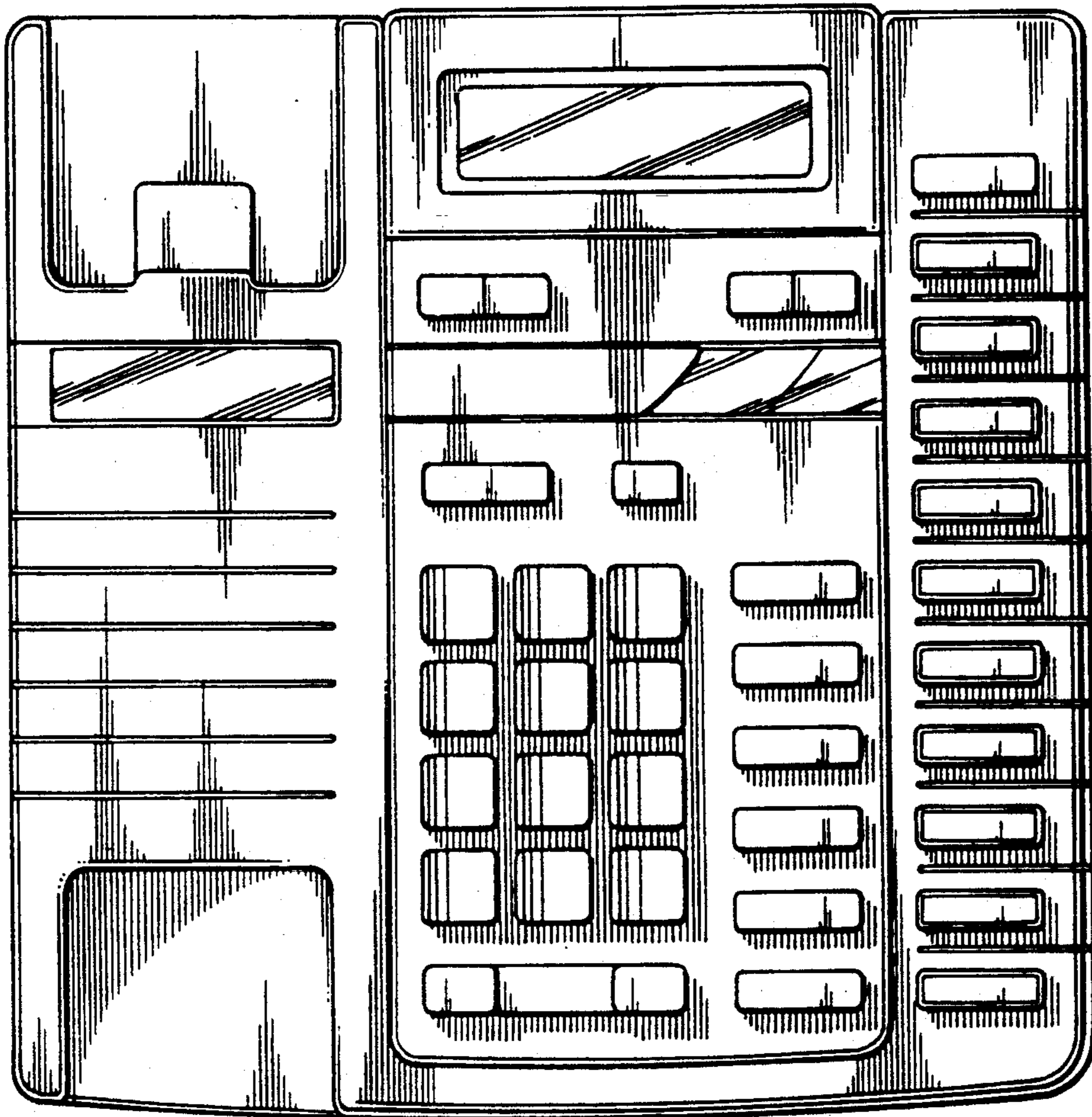


FIG. 1

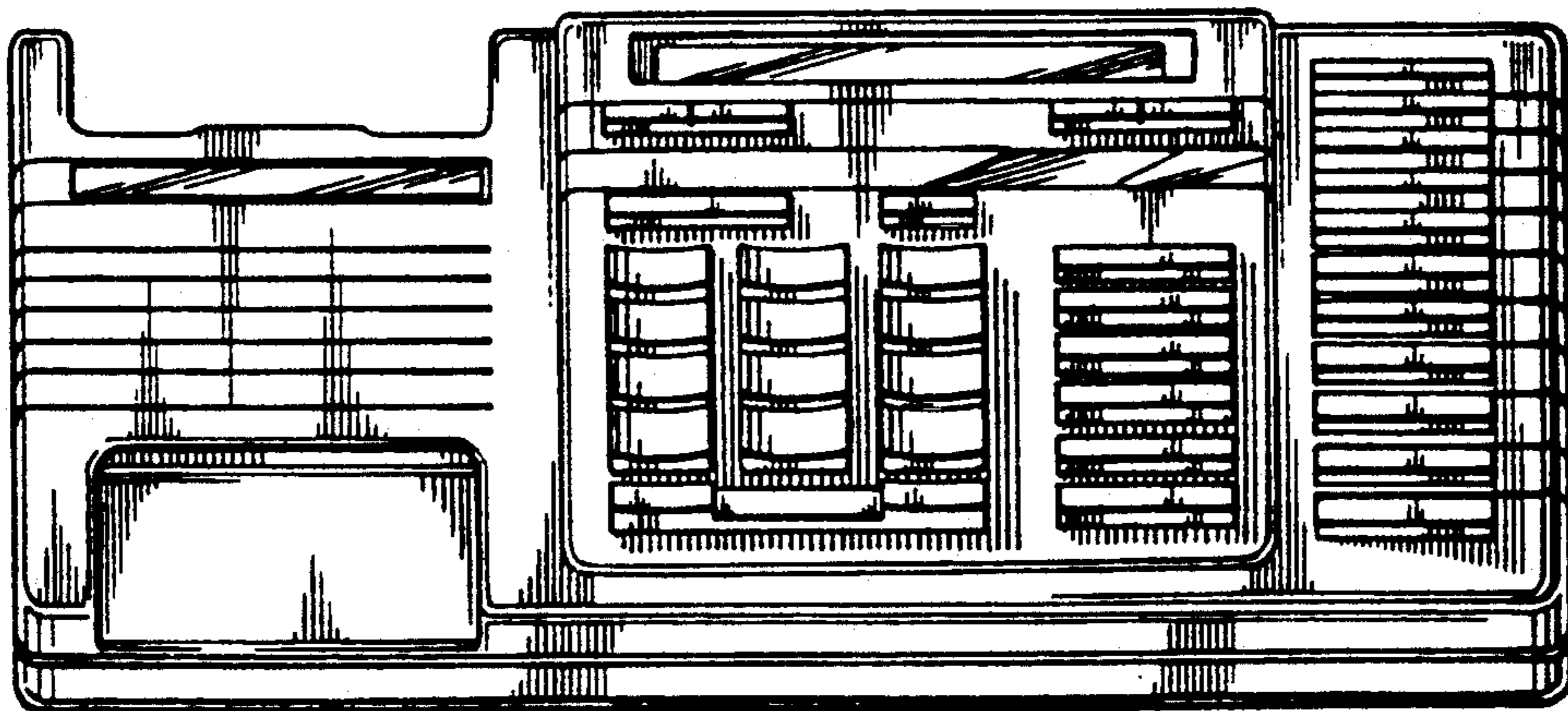


FIG. 2



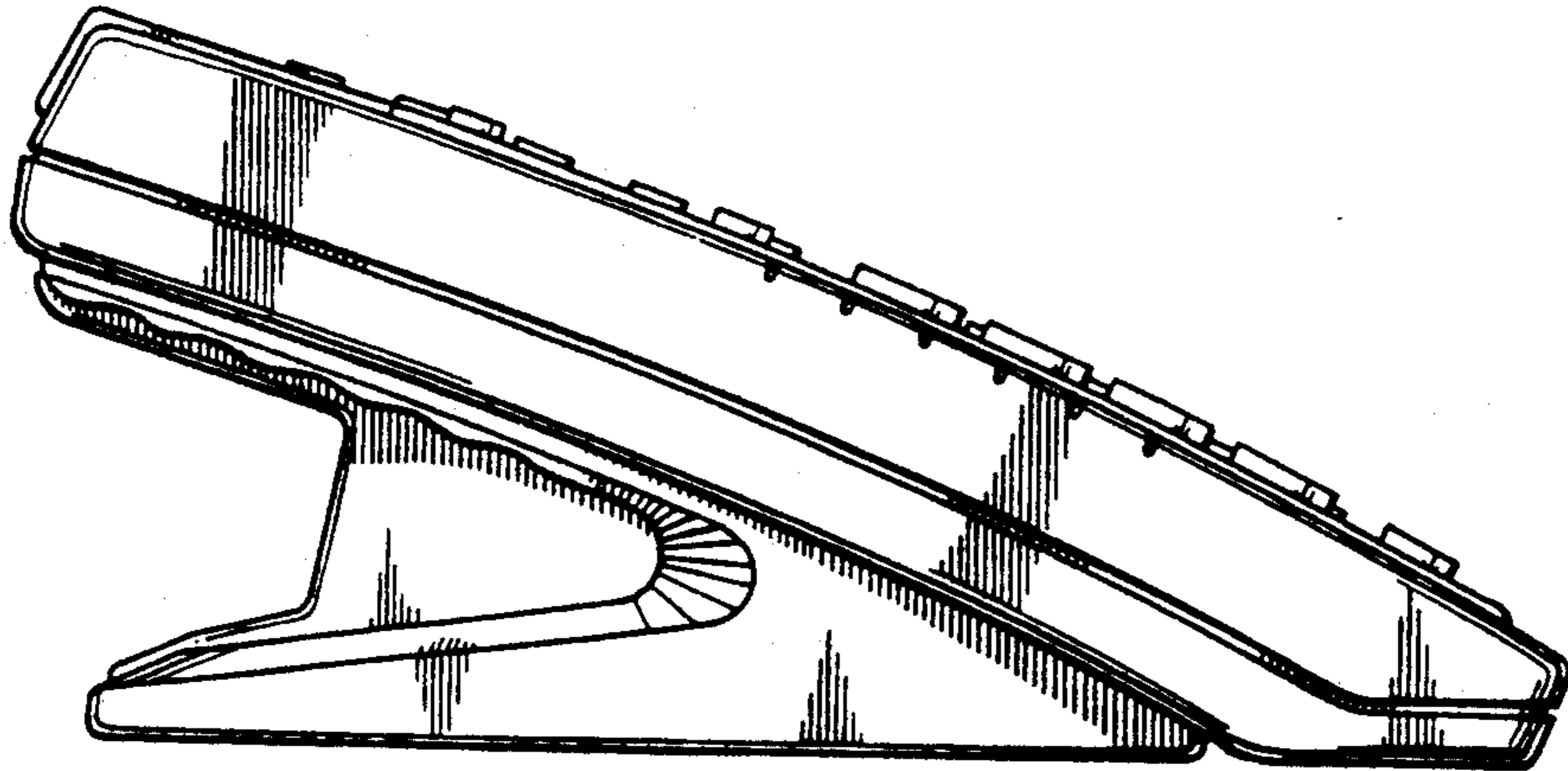


FIG. 3

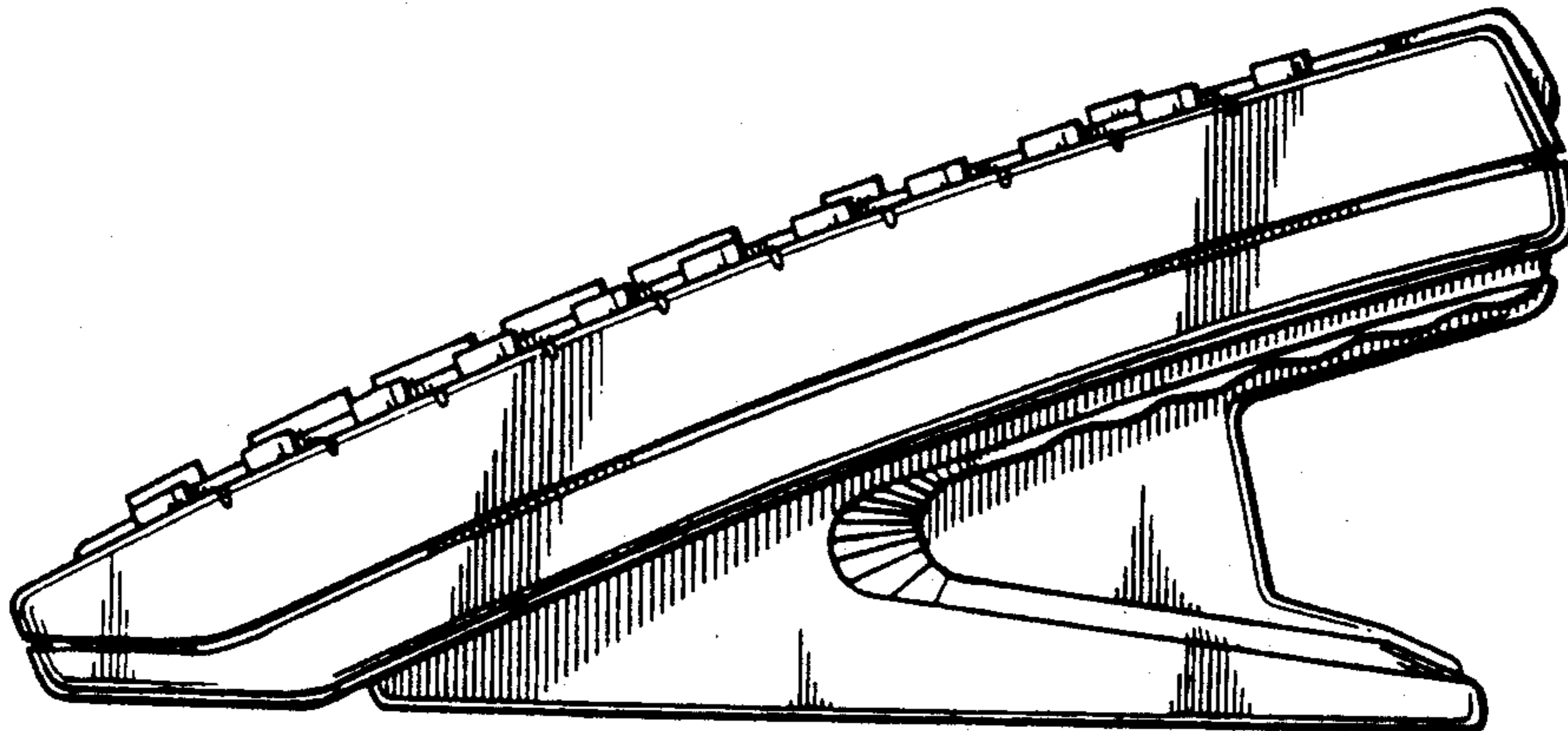


FIG. 4

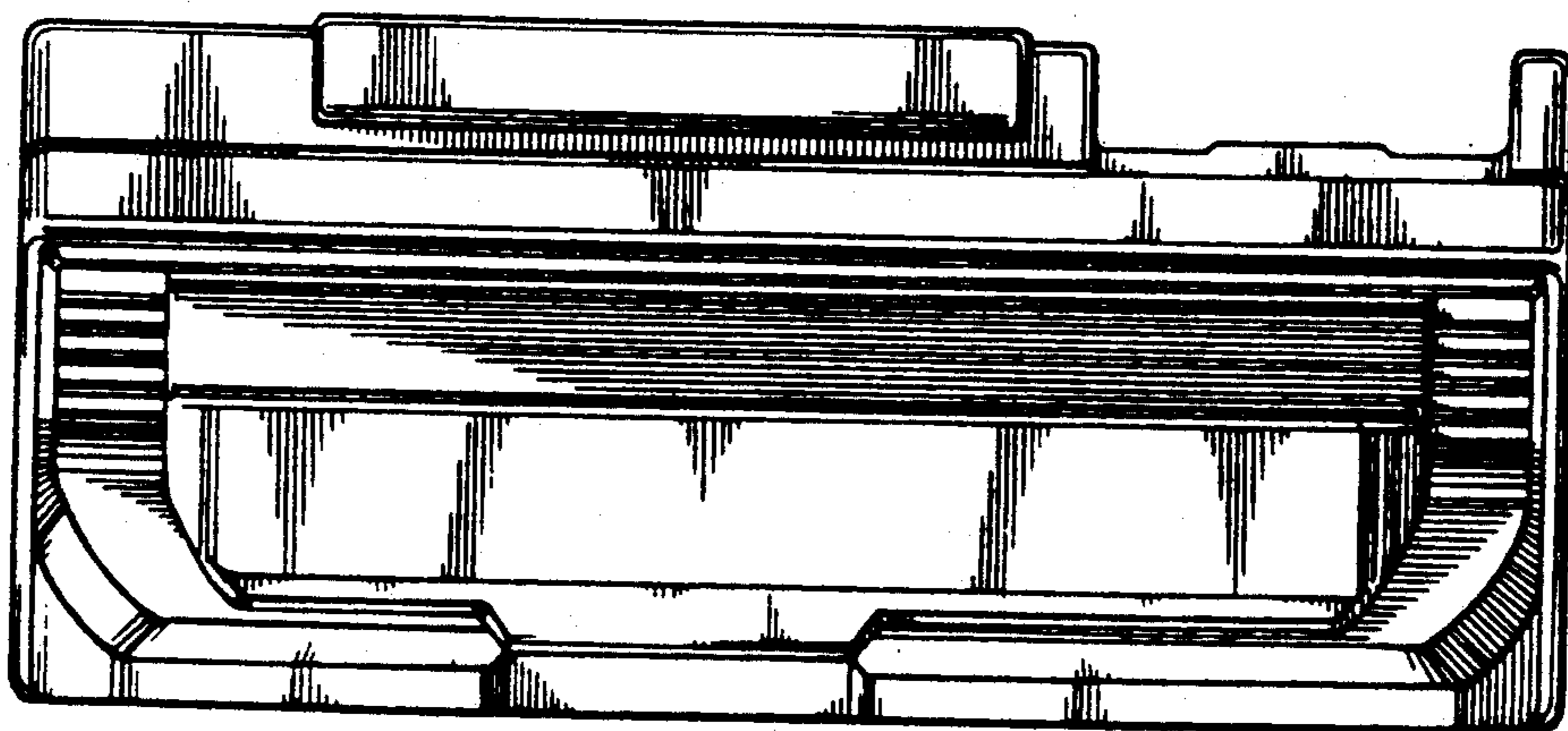


FIG. 5




FIG. 6