



US00D332738S

# United States Patent [19]

Bloom

[11] Patent Number: **Des. 332,738**

[45] Date of Patent: **\*\* Jan. 26, 1993**

[54] **SUPPORT STAND**

[75] Inventor: **David H. Bloom, Vernon Hills, Ill.**

[73] Assignee: **Cole-Parmer Instrument Company, Chicago, Ill.**

[\*\*] Term: **14 Years**

[21] Appl. No.: **577,912**

[22] Filed: **Sep. 5, 1990**

[52] U.S. Cl. .... **78/380**

[58] Field of Search ..... **D8/376, 355, 356, 380; 248/529, 519, 345.1**

D. 265,286	7/1982	Baldwin	.....	D8/356
D. 271,846	12/1983	Hernandez	.....	D8/356
D. 310,322	9/1990	Powell	.....	D8/356
D. 312,771	12/1990	Pelletier	.....	D8/363 X
2,731,223	1/1956	Riccio	.....	248/519
3,186,666	6/1965	Williams	.....	248/529
3,916,967	11/1975	Carlisle et al.	.....	248/345.1
4,088,294	5/1978	Aliment et al.	.....	248/519

*Primary Examiner*—Horace B. Fay, Jr.  
*Attorney, Agent, or Firm*—Fitch, Even, Tabin & Flannery

[57] **CLAIM**

The ornamental design for a support stand, as shown and described.

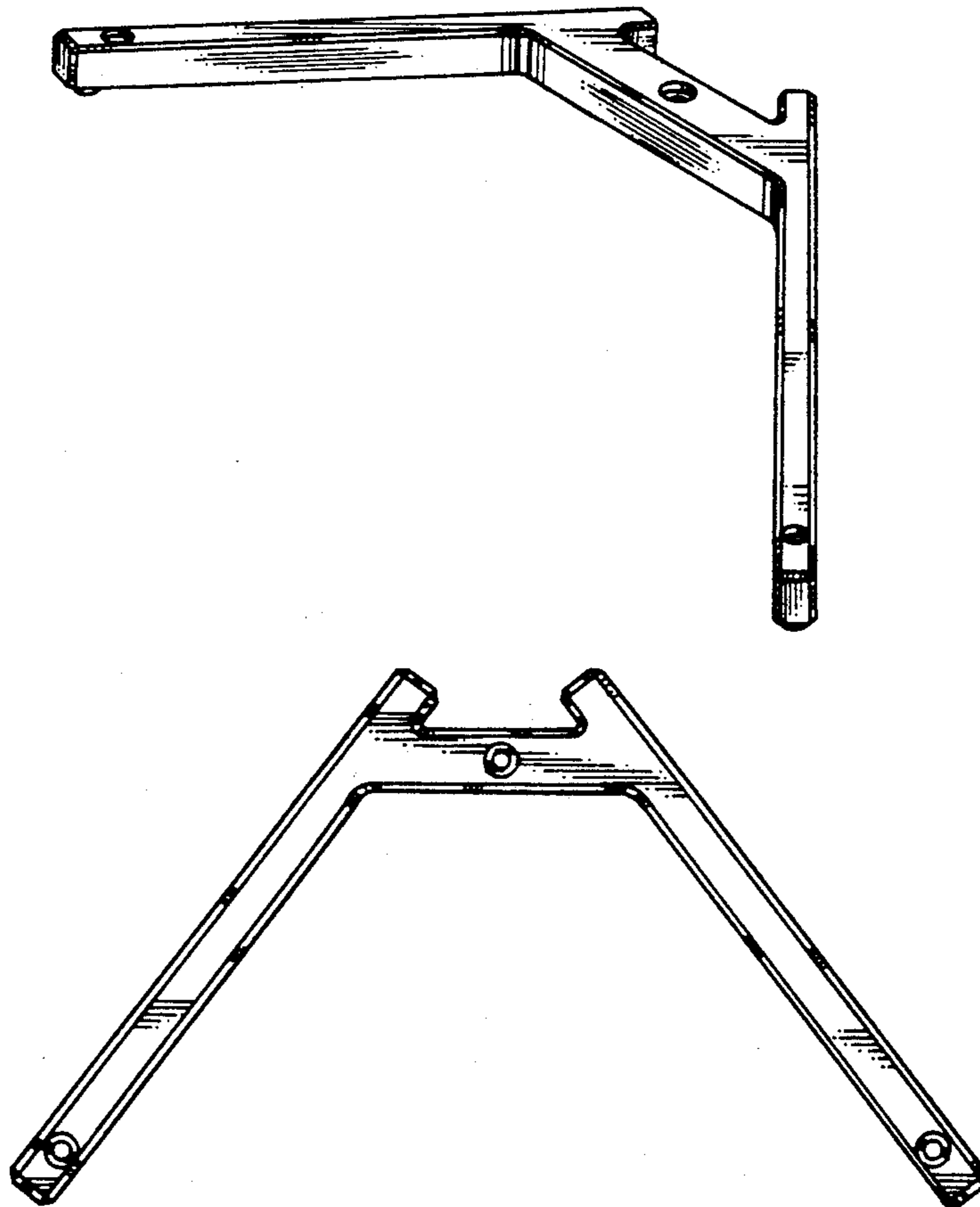
[56] **References Cited**

**U.S. PATENT DOCUMENTS**

D. 25,868	8/1896	Noyes	.....	D8/380
D. 49,989	12/1916	Clemens	.....	D8/363
D. 202,789	11/1965	Rossi	.....	D8/355
D. 206,488	12/1966	Easton	.....	D8/356
D. 207,723	5/1967	Kane	.....	D8/356
D. 222,234	10/1971	Imber	.....	D8/355
D. 223,803	6/1972	Lichnecker	.....	D8/356
D. 239,592	4/1976	Anderson et al.	.....	D8/356
D. 245,145	7/1977	Berry	.....	D8/356
D. 254,168	2/1980	Ilukowicz	.....	D8/356
D. 254,534	3/1980	Glynn et al.	.....	D8/356
D. 260,600	9/1981	Taylor	.....	D8/380 X

**DESCRIPTION**

FIG. 1 is a perspective view of a support stand illustrating my new design;  
FIG. 2 is a top plan view thereof;  
FIG. 3 is a front elevational view thereof;  
FIG. 4 is a rear elevational view thereof;  
FIG. 5 is a side elevational view thereof, the opposite side view being substantially identical; and,  
FIG. 6 is a bottom plan view thereof.  
The broken showing of a cylinder in FIGS. 1, 3 and 4 is for illustrative purposes only and forms no part of the claimed design.



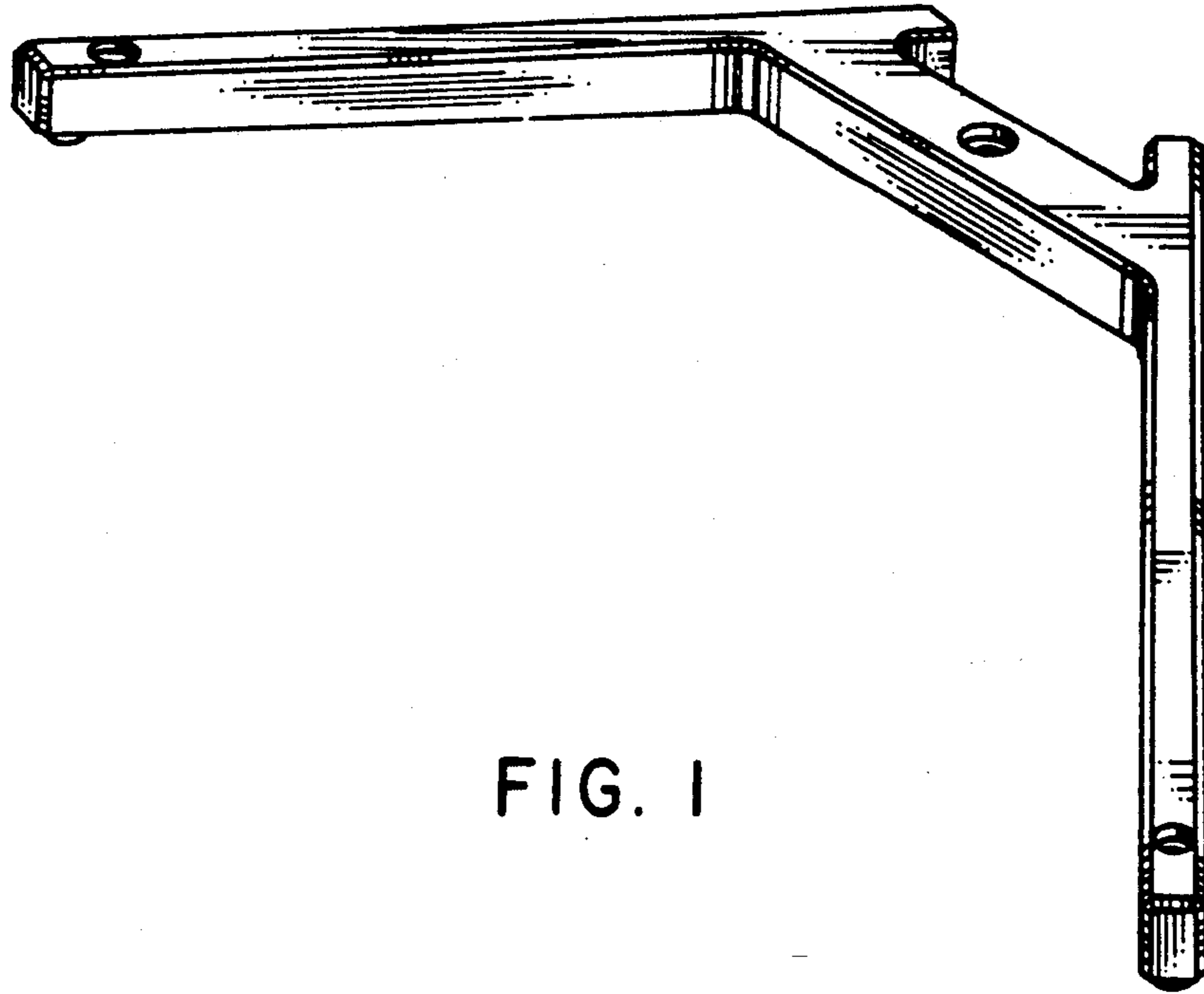


FIG. 1

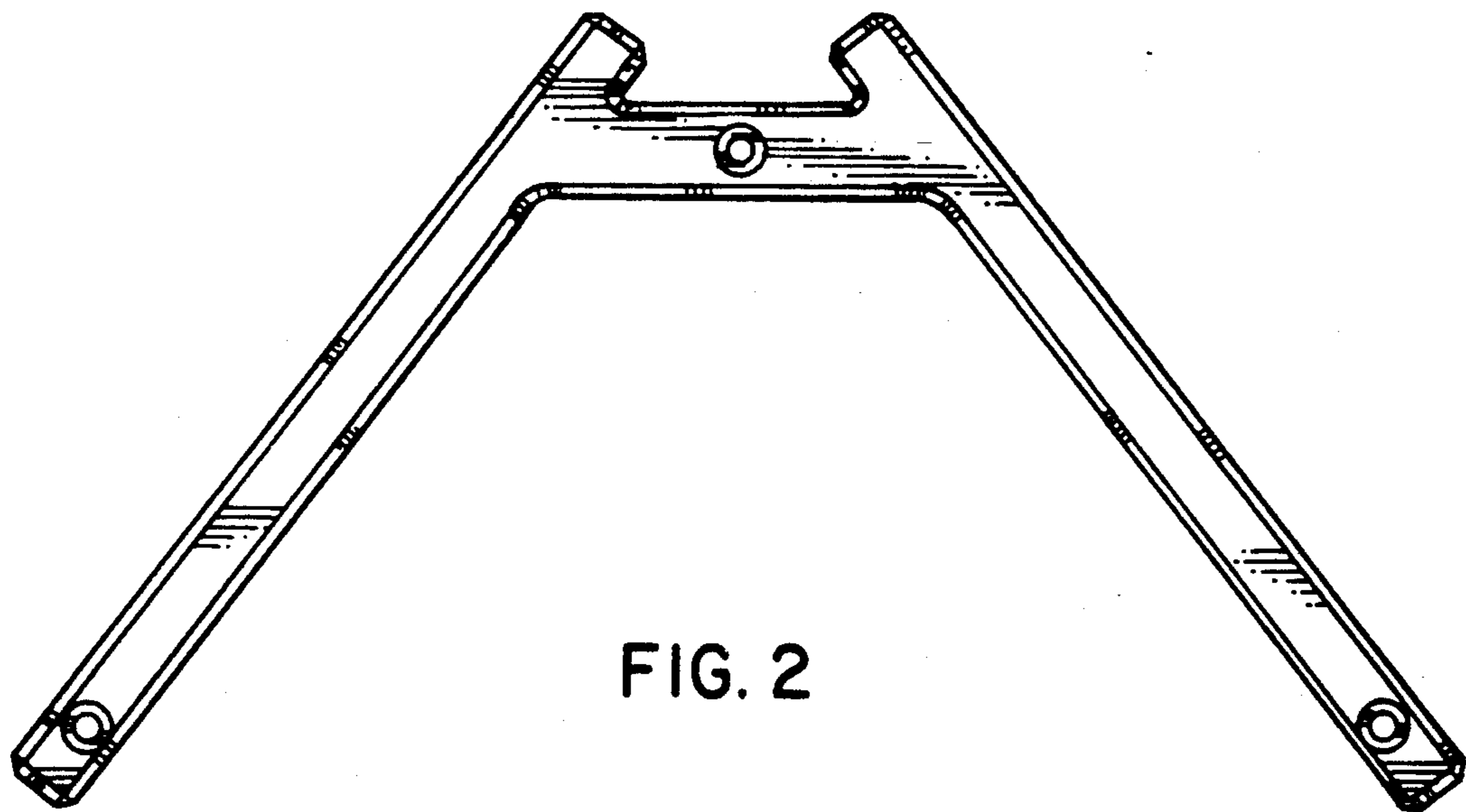


FIG. 2




FIG. 3




FIG. 4




FIG. 5

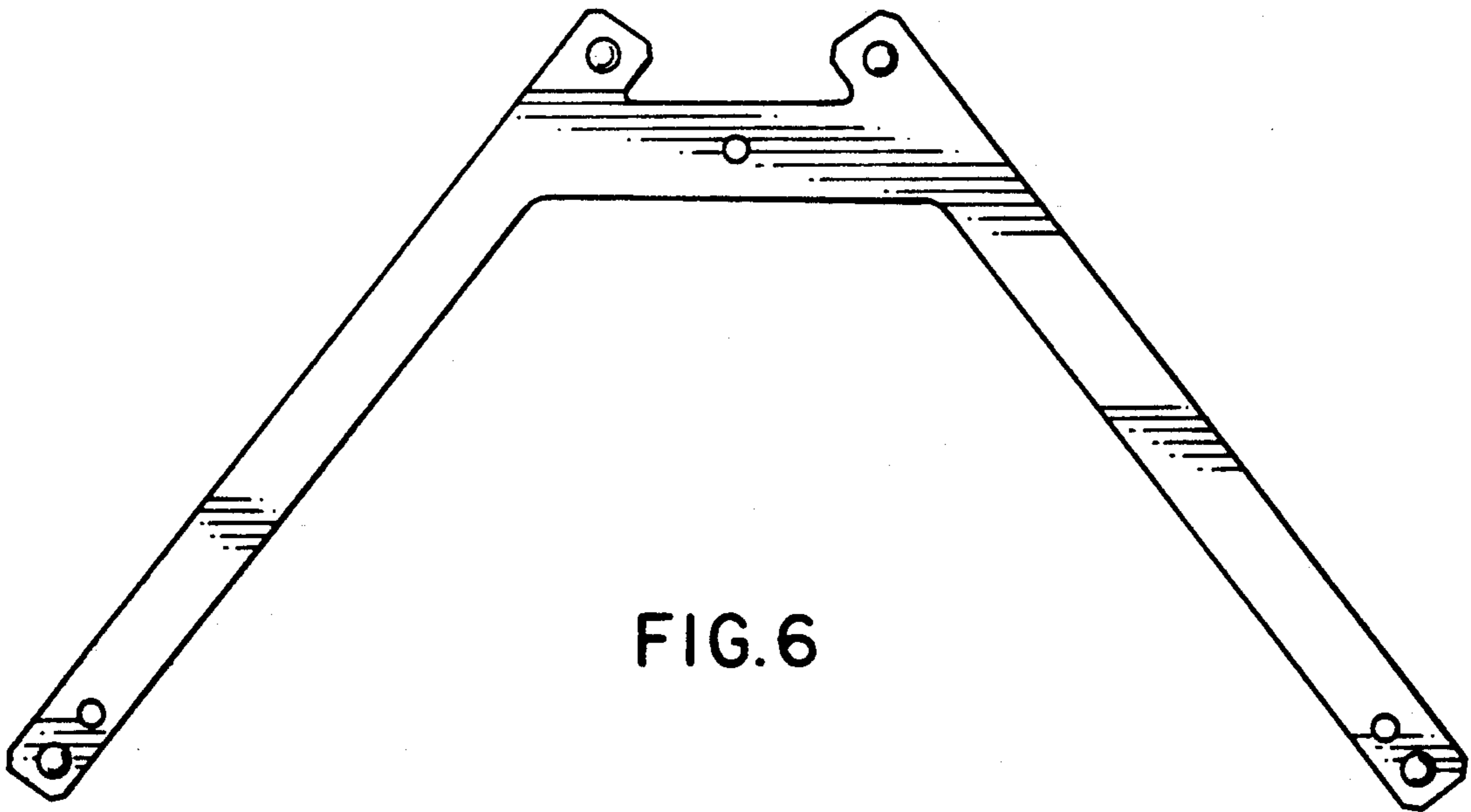


FIG. 6