



US00D332705S

# United States Patent [19]

[11] Patent Number: **Des. 332,705**

**Rougerie**

[45] Date of Patent: **\*\* Jan. 26, 1993**

[54] **CHAISE LOUNGE**

D. 302,768	8/1989	Grosfillex	.....	D6/361
D. 306,804	3/1990	Frinier	.....	D6/361
D. 327,377	6/1992	Grosfillex	.....	D6/361

[75] Inventor: **Georges Rougerie, Brion, France**

[73] Assignee: **Societe Pour La Transformation Des Matieres Plastiques Stamp, Nurieux, France**

### OTHER PUBLICATIONS

Interiors, Feb. 1975, p. 42, Lounge at bottom.  
Brown Jordan, p. 9, Lounge #1460-7109 at bottom.

[\*\*] Term: **14 Years**

*Primary Examiner*—Nelson C. Holtje  
*Assistant Examiner*—Gary D. Watson  
*Attorney, Agent, or Firm*—Dowell & Dowell

[21] Appl. No.: **459,586**

[22] Filed: **Jan. 2, 1990**

### [57] CLAIM

The ornamental design for a chaise lounge, as shown and described.

### [30] Foreign Application Priority Data

Jul. 3, 1989 [FR] France ..... 89 4335

[52] U.S. Cl. .... **D6/361**

[58] Field of Search ..... D6/334, 360, 361, 367-368, D6/370, 500, 501, 502; 297/DIG. 2

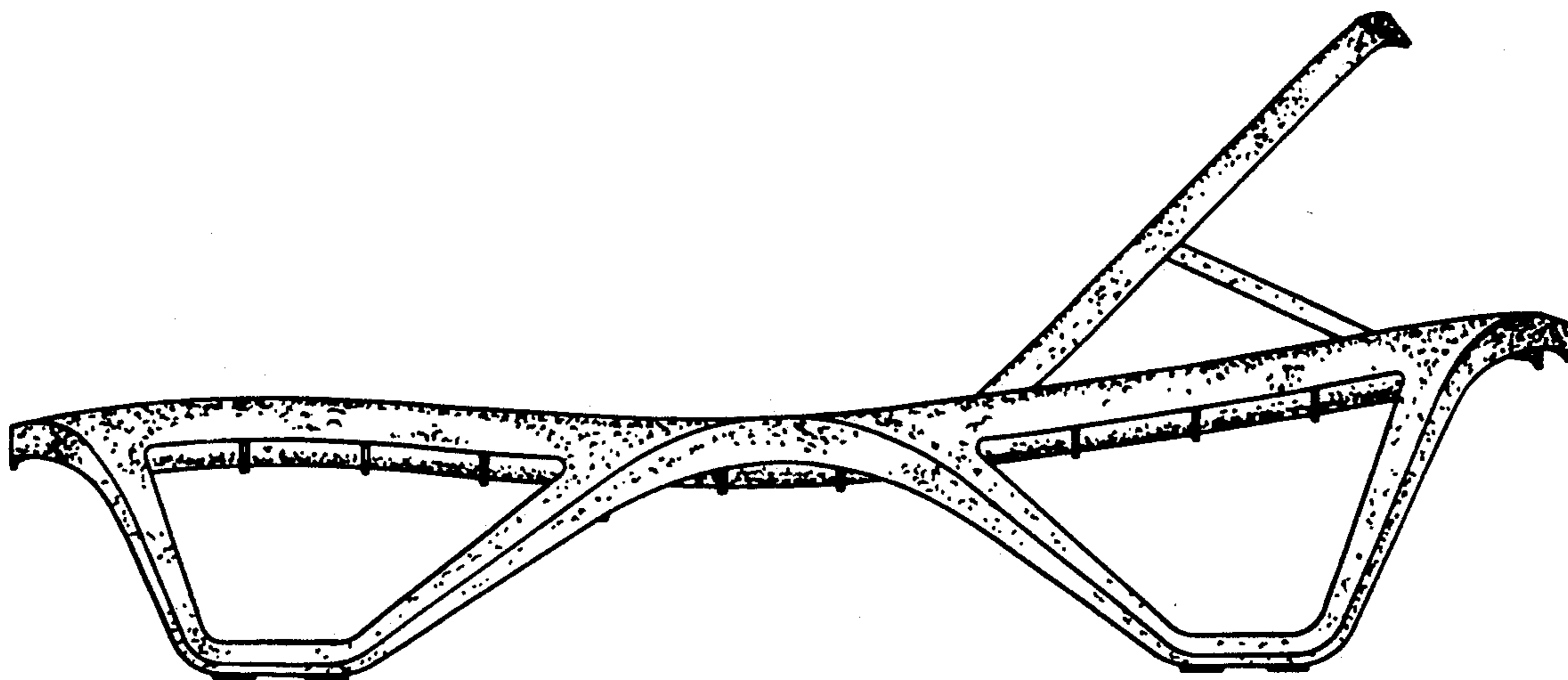
### DESCRIPTION

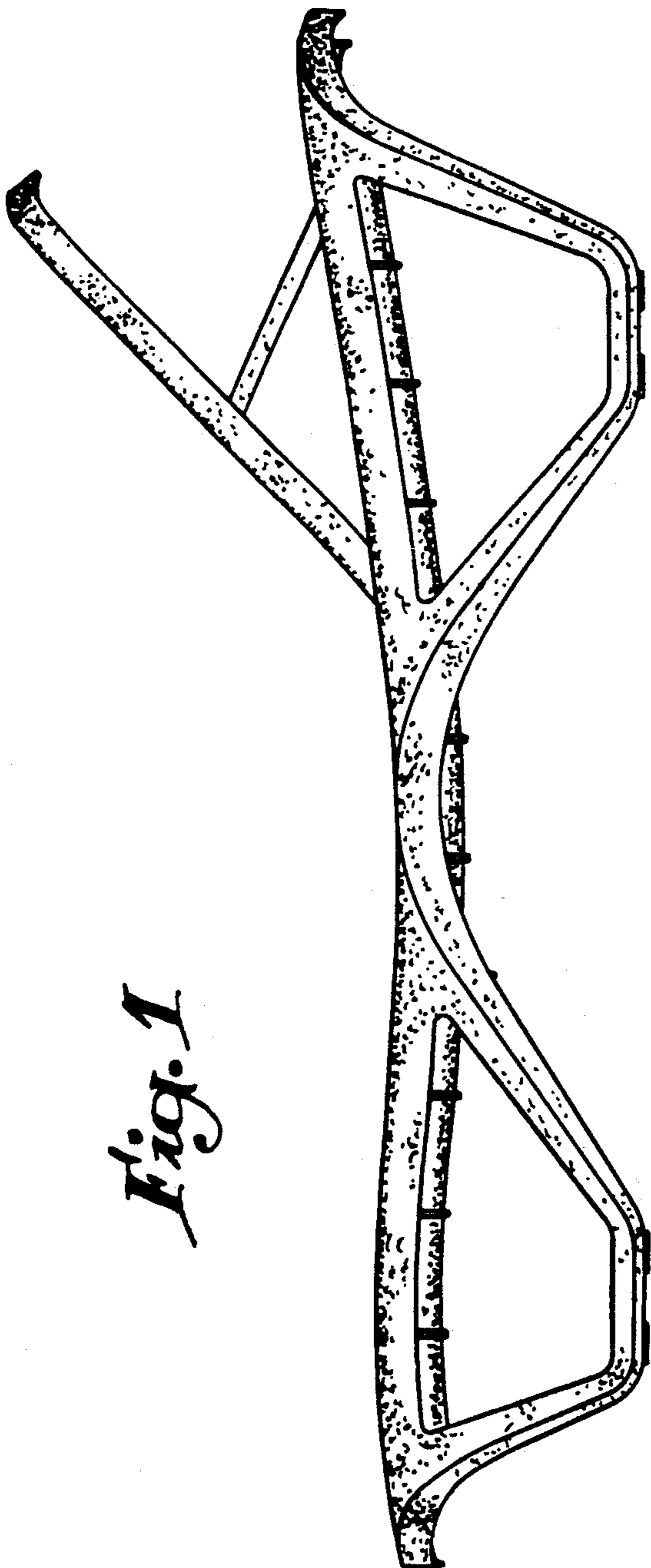
FIG. 1 is a right side elevational view of a chaise lounge showing my new design, the right side being a mirror image thereof;  
FIG. 2 is a front elevational view;  
FIG. 3 is a rear elevational view;  
FIG. 4 is a top plan view; and  
FIG. 5 is a bottom plan view thereof.

### [56] References Cited

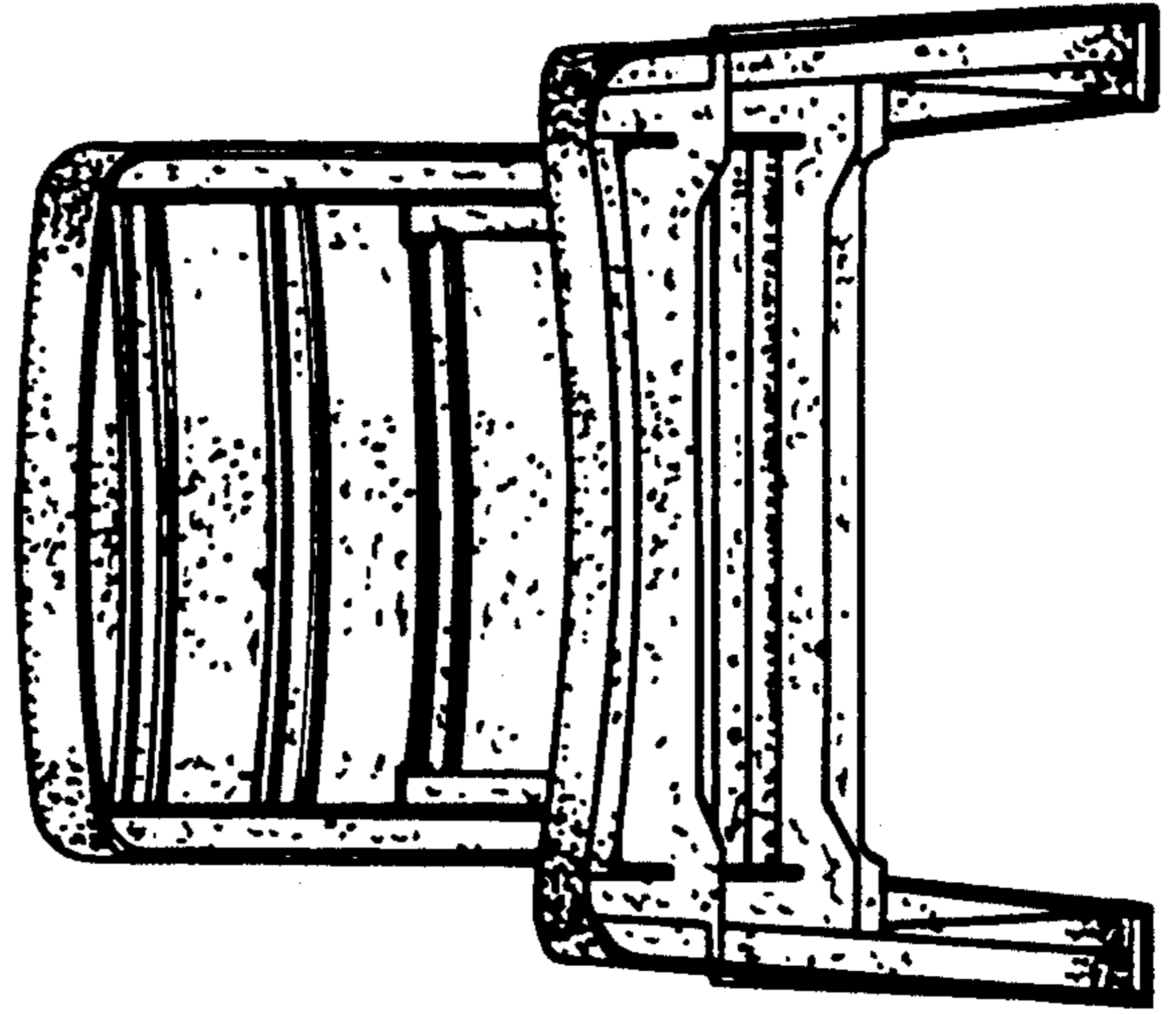
#### U.S. PATENT DOCUMENTS

D. 249,204	9/1978	Schwartz et al.	.....	D6/361
D. 279,053	6/1985	Vanderminde	.....	D6/361

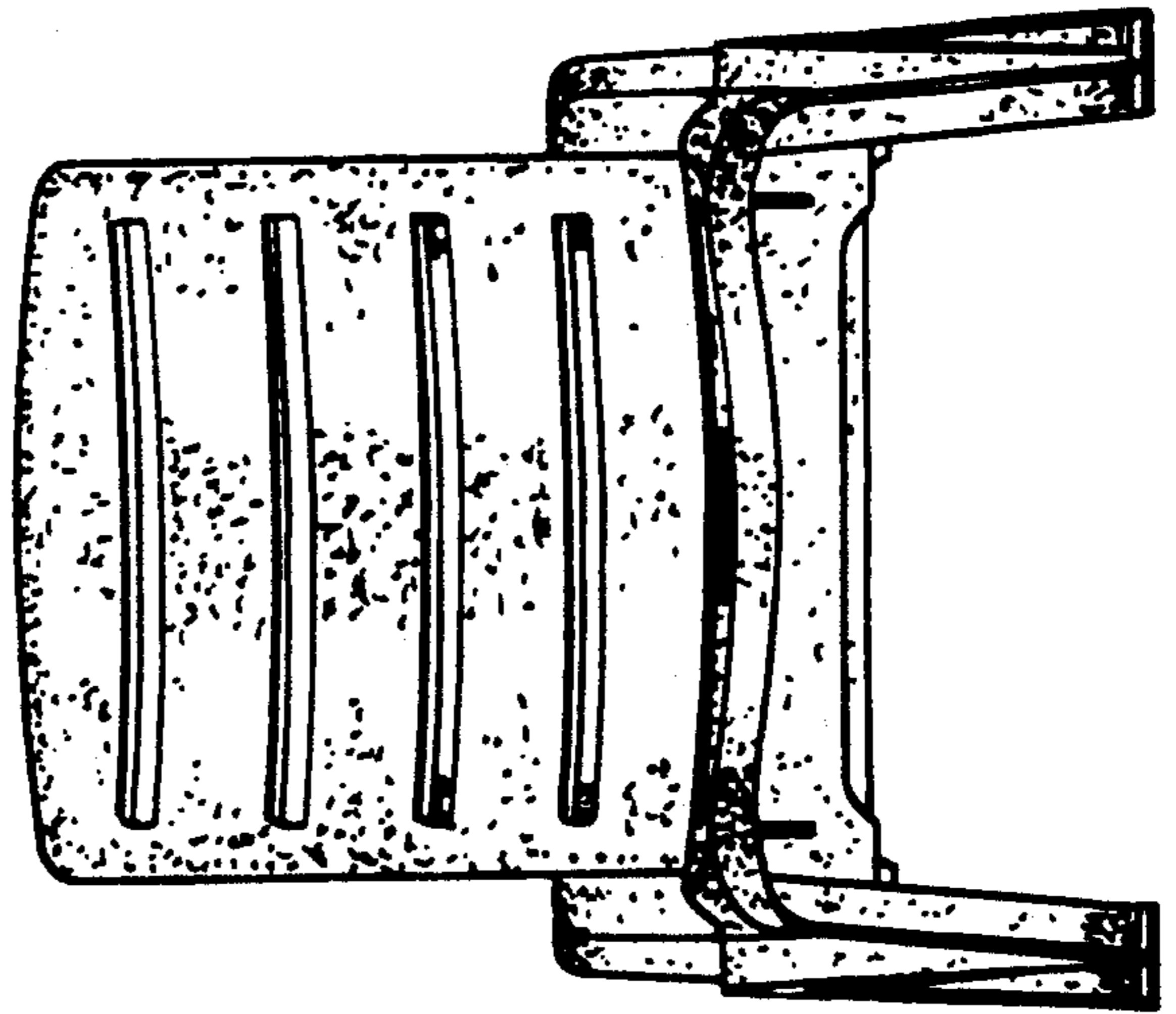




*Fig. 1*




*Fig. 3*



*Fig. 2*

*Fig. 4*



*Fig. 5*

