



US00D332698S

United States Patent [19]

[11] Patent Number: **Des. 332,698**

Chauvin

[45] Date of Patent: **** Jan. 26, 1993**

[54] ATTACHÉ CASE

[56] **References Cited**

[75] Inventor: **Francois Chauvin, Saone, France**

U.S. PATENT DOCUMENTS

- D. 200,143 1/1965 Ronvik D3/76
- D. 274,481 7/1984 Seynhaeve D3/76
- D. 279,728 7/1985 Kurihara D3/73
- D. 282,509 2/1986 Nordstrom et al. D3/76
- D. 300,988 5/1989 Melk D3/76

[73] Assignee: **Superior SA, Besancon, France**

[**] Term: **14 Years**

Primary Examiner—A. Hugo Word
Assistant Examiner—Paula A. Mortimer
Attorney, Agent, or Firm—Weiser & Stapler

[21] Appl. No.: **623,052**

[57] **CLAIM**

[22] Filed: **Dec. 6, 1990**


The ornamental design for an attaché case, as shown.

[30] **Foreign Application Priority Data**

- Sep. 24, 1990 [FR] France 905927
- [52] U.S. Cl. **D3/76**
- [58] Field of Search D3/76, 73, 39, 30.1;
 190/18 R, 109, 104, 112, 119, 100, 118, 115,
 111; 206/425, 316.1, 125, 373

DESCRIPTION

- FIG. 1 is a front elevational view of an attaché case showing my new design;
- FIG. 2 is a side elevational view thereof;
- FIG. 3 is an opposite side elevational view thereof;
- FIG. 4 is a bottom plan view thereof;
- FIG. 5 is a top plan view thereof; and,
- FIG. 6 is a rear elevational view thereof.






FIG. 1




FIG. 2




FIG. 3




FIG. 4




FIG. 5




FIG. 6