



US00D332684S

United States Patent [19]

[11] Patent Number: **Des. 332,684**

Melamed

[45] Date of Patent: **** Jan. 19, 1993**

- [54] COIN-DISPLAY FRAME
- [75] Inventor: **Cherri K. Melamed**, Long Beach, Calif.
- [73] Assignee: **R.G.M. Xpress, Ltd.**, Costa Mesa, Calif.
- [**] Term: **14 Years**
- [21] Appl. No.: **591,867**
- [22] Filed: **Oct. 2, 1990**
- [52] U.S. Cl. **D99/34**
- [58] Field of Search D99/34; 206/0.8, 0.81, 206/0.83, 0.84, 0.82; 220/23.4, 23.6; 453/58, 61, 63

- D. 313,698 1/1991 Duffy D99/34
- D. 317,671 6/1991 Skaggs et al. D99/34
- 4,043,477 8/1977 Deese 206/0.83
- 5,109,977 5/1992 Mayer et al. 206/0.8

Primary Examiner—Carmen H. Vales-Lado
Assistant Examiner—J. H. Musgrove
Attorney, Agent, or Firm—Knobbe Martens Olson & Bear


[57] CLAIM

The ornamental design for a coin-display frame, as shown and described.

DESCRIPTION

FIG. 1 is a top front and left-side perspective view of a coin-display frame showing my new design;
 FIG. 2 is a right side elevational view;
 FIG. 3 is a top plan view;
 FIG. 4 is a rear elevational view; and,
 FIG. 5 is a bottom plan view thereof.

- [56] **References Cited**
- U.S. PATENT DOCUMENTS**
- D. 240,816 8/1976 Peterson D99/34
- D. 243,125 1/1977 Schnitzer D99/34



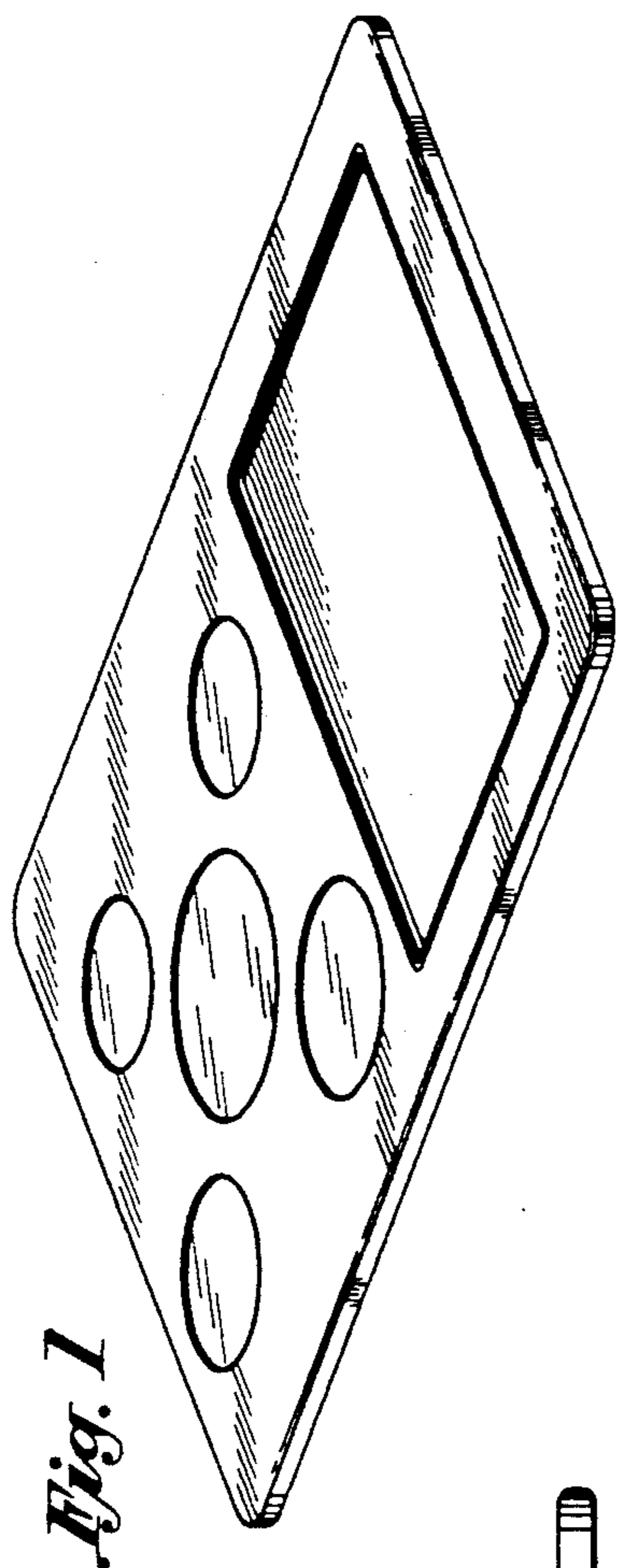


Fig. 2

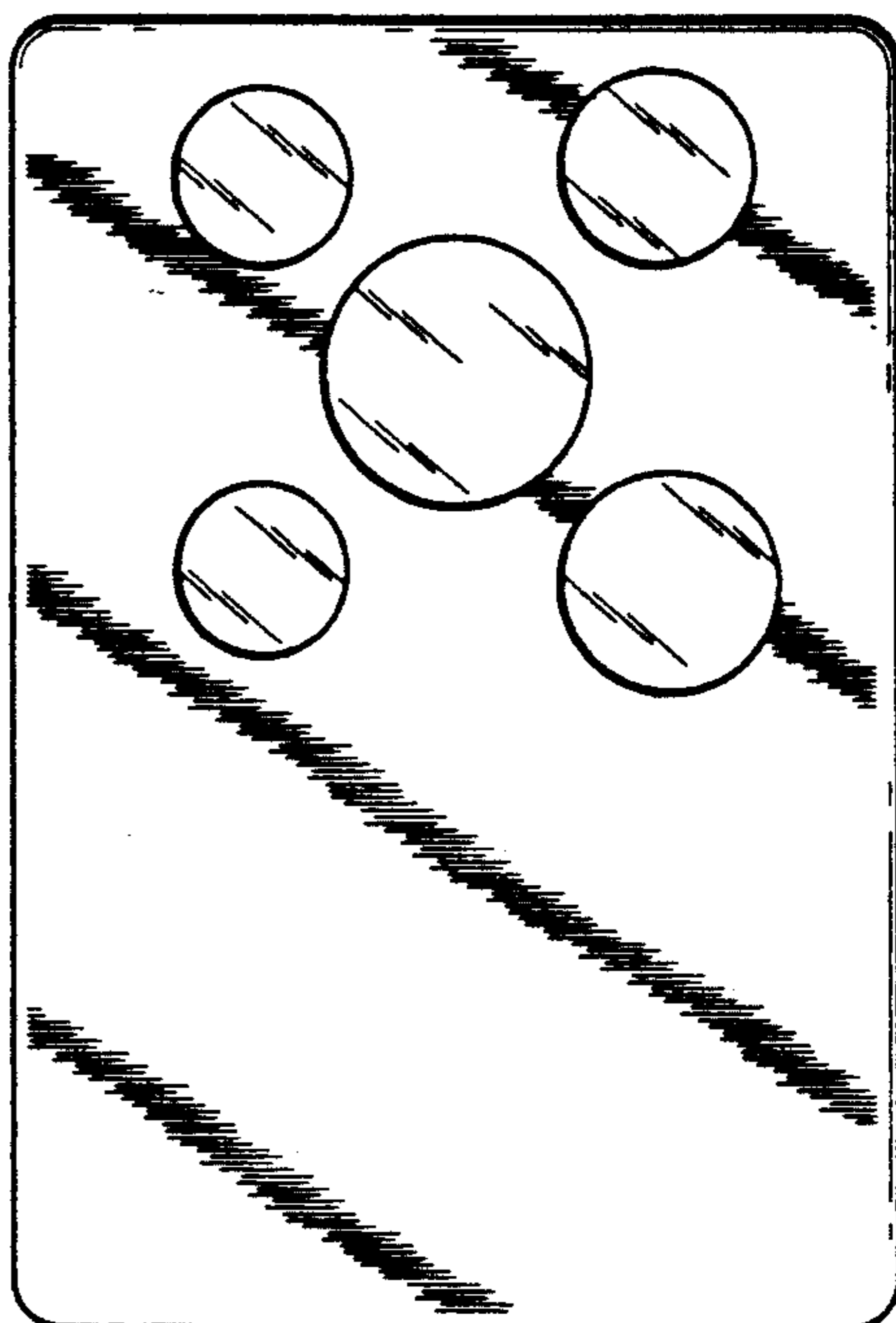


Fig. 4



Fig. 5

