



US00D332666S

# United States Patent [19]

[11] Patent Number: Des. 332,666

Wilkening

[45] Date of Patent: \*\* Jan. 19, 1993

[54] DOOR PANEL

[75] Inventor: Steven R. Wilkening, Grand Rapids, Mich.

[73] Assignee: ODL, Incorporated, Zeeland, Mich.

[\*\*] Term: 14 Years

[21] Appl. No.: 605,187

[22] Filed: Oct. 29, 1990

[52] U.S. Cl. .... D25/48

[58] Field of Search ..... D25/48, 60, 138; 49/501, 504; 52/455, 456, 316; D6/300, 302, 309, 332, 396, 421, 445, 454, 471-472, 492

[56] **References Cited**

**U.S. PATENT DOCUMENTS**

|            |         |                     |         |
|------------|---------|---------------------|---------|
| D. 270,569 | 9/1983  | Cascone et al. .... | D25/60  |
| D. 314,625 | 2/1991  | Hall .....          | D25/48  |
| D. 319,884 | 9/1991  | Hall .....          | D25/138 |
| 4,707,204  | 11/1987 | Heeg .....          | 52/456  |

Primary Examiner—A. Hugo Word

Assistant Examiner—D. Clark

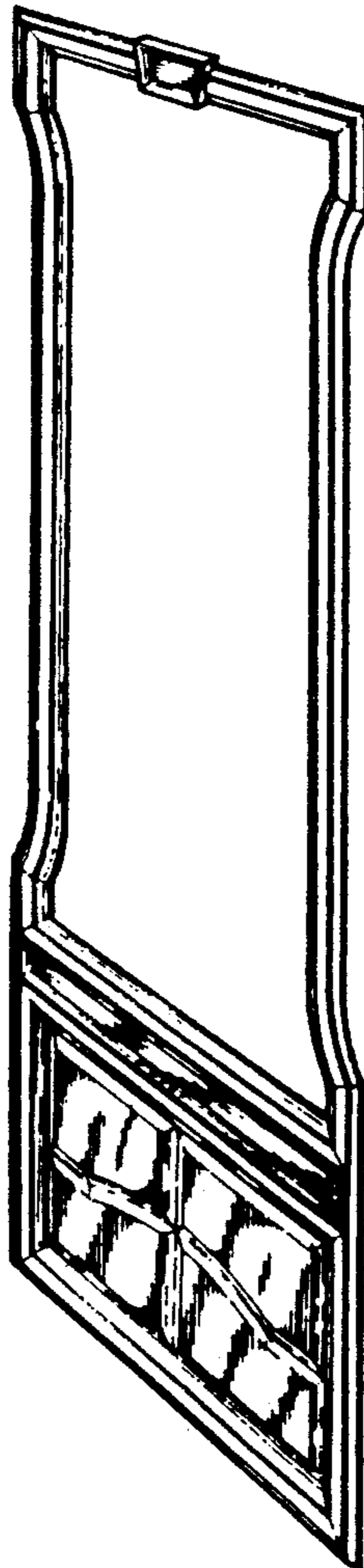
Attorney, Agent, or Firm—Warner, Norcross & Judd

[57] **CLAIM**

The ornamental design for a door panel, as shown and described.

**DESCRIPTION**

FIG. 1 is a perspective view of a door panel showing my new design;  
 FIG. 2 is a front elevational view thereof;  
 FIG. 3 is a rear elevational view thereof;  
 FIG. 4 is a side elevational view, the opposite side being identical thereto;  
 FIG. 5 is a top plan view thereof;  
 FIG. 6 is a bottom plan view thereof;  
 FIG. 7 is a perspective view of a second embodiment of a door panel showing my new design;  
 FIG. 8 is a front elevational view thereof;  
 FIG. 9 is a rear elevational view thereof;  
 FIG. 10 is a side elevational view, the opposite side being identical thereto;  
 FIG. 11 is a top plan view thereof; and,  
 FIG. 12 is a bottom plan view thereof.






FIG. 1

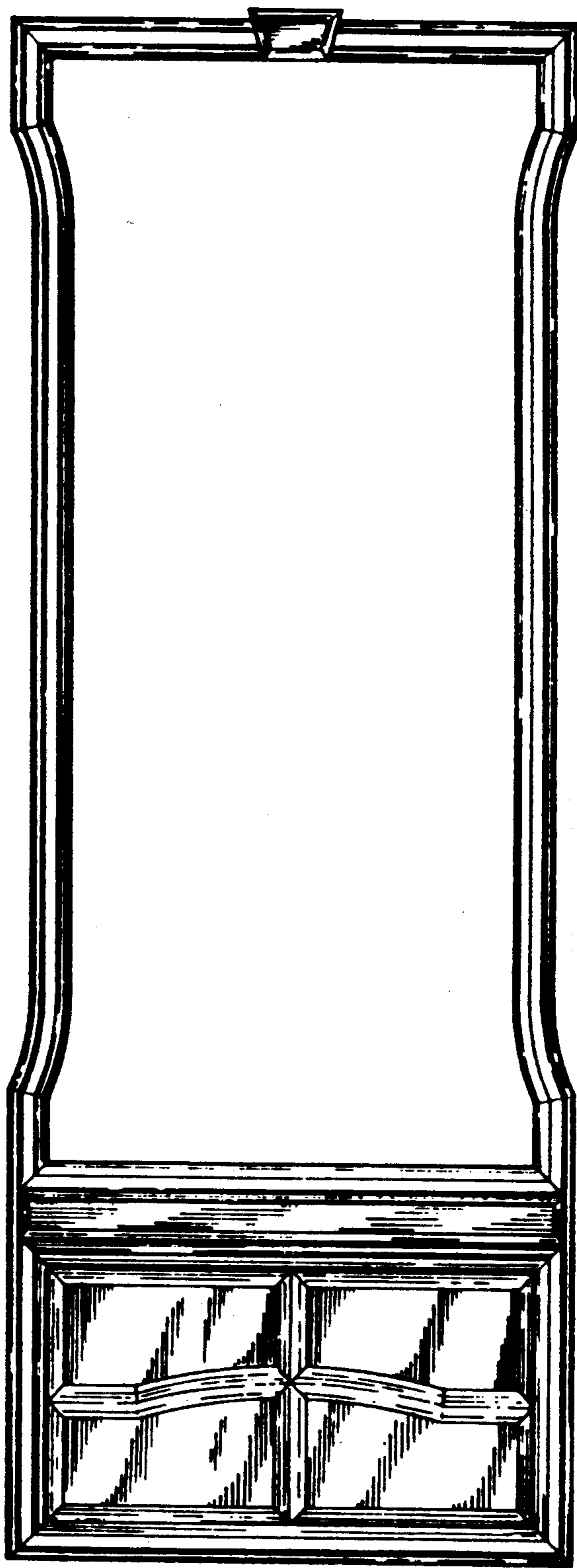


FIG. 2

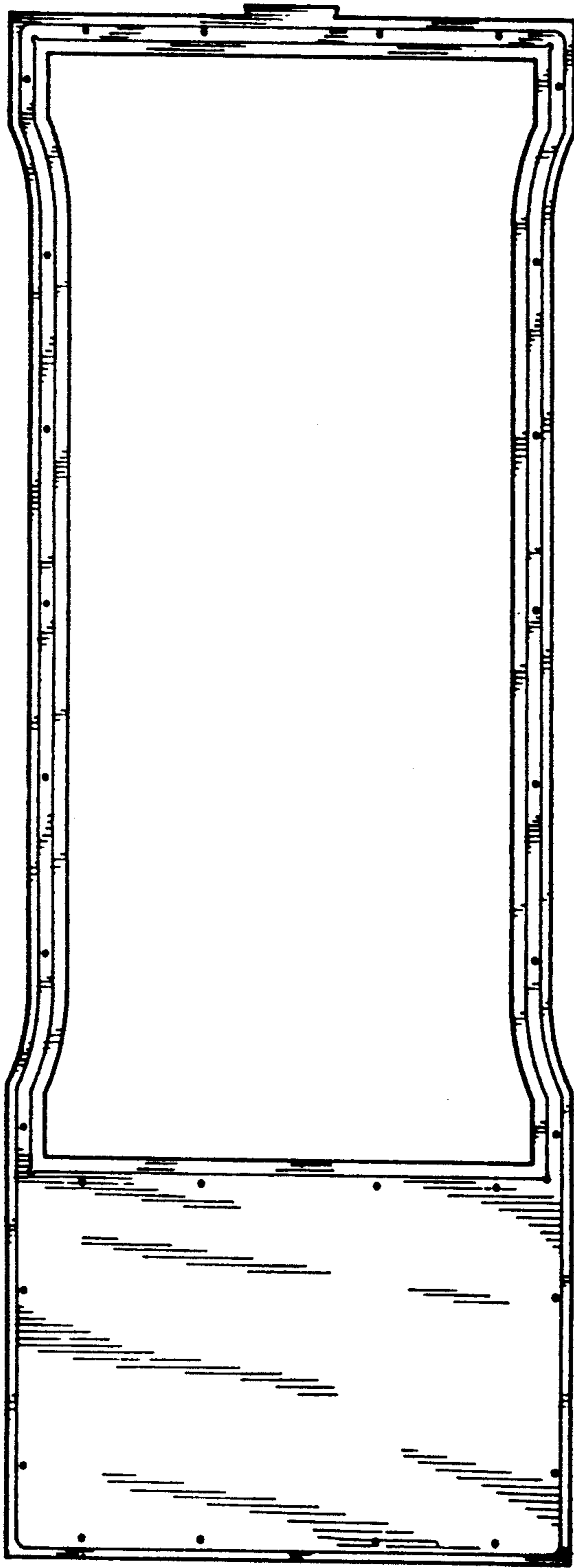


FIG. 3



FIG. 4




FIG. 5



FIG. 6




FIG. 7




FIG. 8

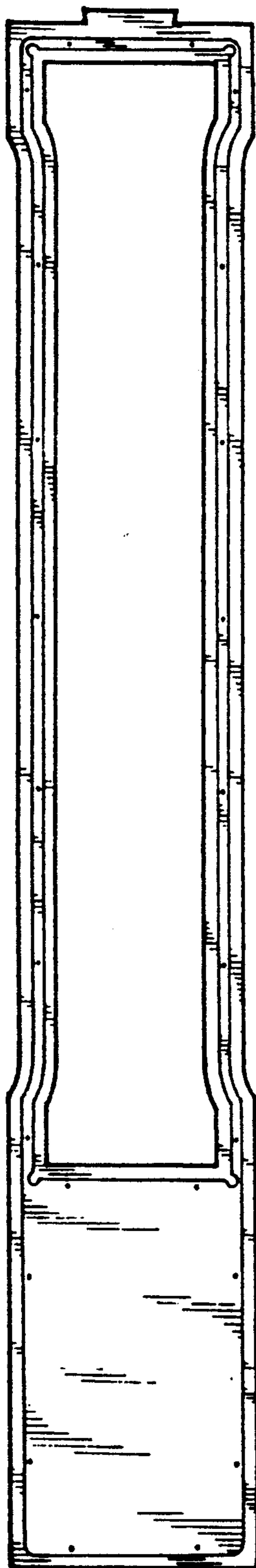


FIG. 9



FIG. 10



FIG. 11



FIG. 12