



US00D332632S

United States Patent [19]

[11] Patent Number: Des. 332,632

Camasi

[45] Date of Patent: ** Jan. 19, 1993

[54] CARD HOLDER

[76] Inventor: Evelyn Camasi, R.D. #1 Walker St.,
Meadville, Pa. 16335

[**] Term: 14 Years

[21] Appl. No.: 729,806

[22] Filed: Jul. 15, 1991

[52] U.S. Cl. D19/90; D19/65;
D19/82; D19/97; D21/124; D21/249

[58] Field of Search D19/35, 36, 65, 75,
D19/77, 78, 82, 85, 86, 90, 95, 99, 100;
D21/124, 249; 211/10, 11, 13, 45, 50, 55;
206/214, 224, 215, 371; 472/3

[56] References Cited

U.S. PATENT DOCUMENTS

- D. 143,076 12/1945 Kellerman D21/249 X
- D. 158,192 4/1950 Hettick D21/249 X
- D. 169,423 4/1953 Cheresch D21/124 X
- D. 170,649 10/1953 McKee D21/249

- D. 201,562 7/1965 Lakin D21/124
- D. 235,594 7/1975 Cohn D21/249 X
- D. 264,604 5/1982 Sussman D19/77 X
- D. 292,991 12/1987 Adler D19/78
- D. 295,353 4/1988 Fruscio D19/78 X
- D. 309,474 7/1990 Murai D19/75
- 1,451,605 4/1923 Adelson et al. D21/249 X

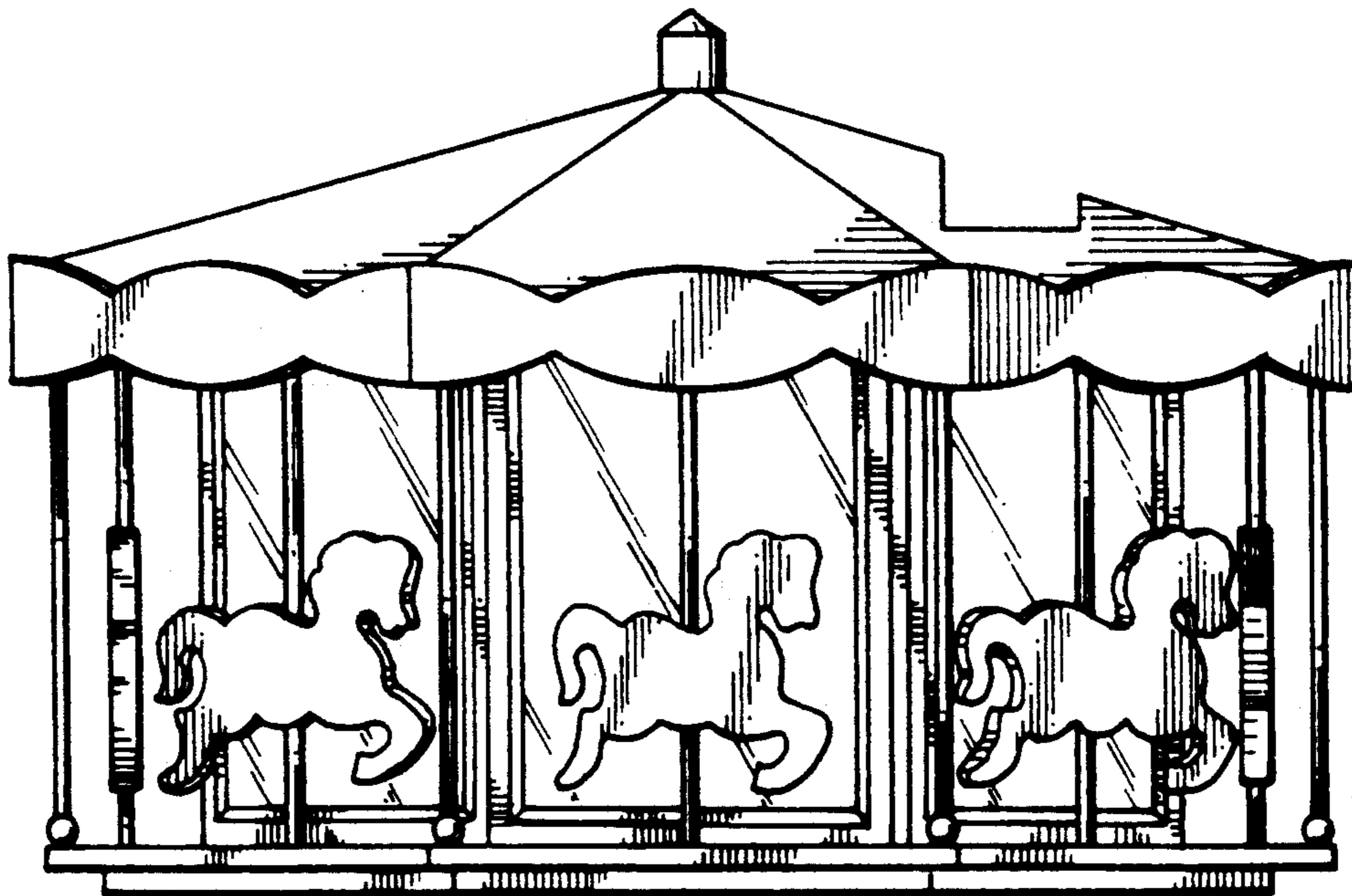
Primary Examiner—Nelson C. Holtje
Assistant Examiner—Martha Thompson
Attorney, Agent, or Firm—Lovercheck and Lovercheck

[57] CLAIM

The ornamental design for a card holder, as shown and described.

DESCRIPTION

FIG. 1 is a top front perspective view of a card holder showing my new design;
FIG. 2 is a left side elevational view, the right side being a mirror image thereof;
FIG. 3 is a top plan view; and,
FIG. 4 is a rear elevational view thereof.
The bottom of the article is plain and unornamented.






FIG. 1

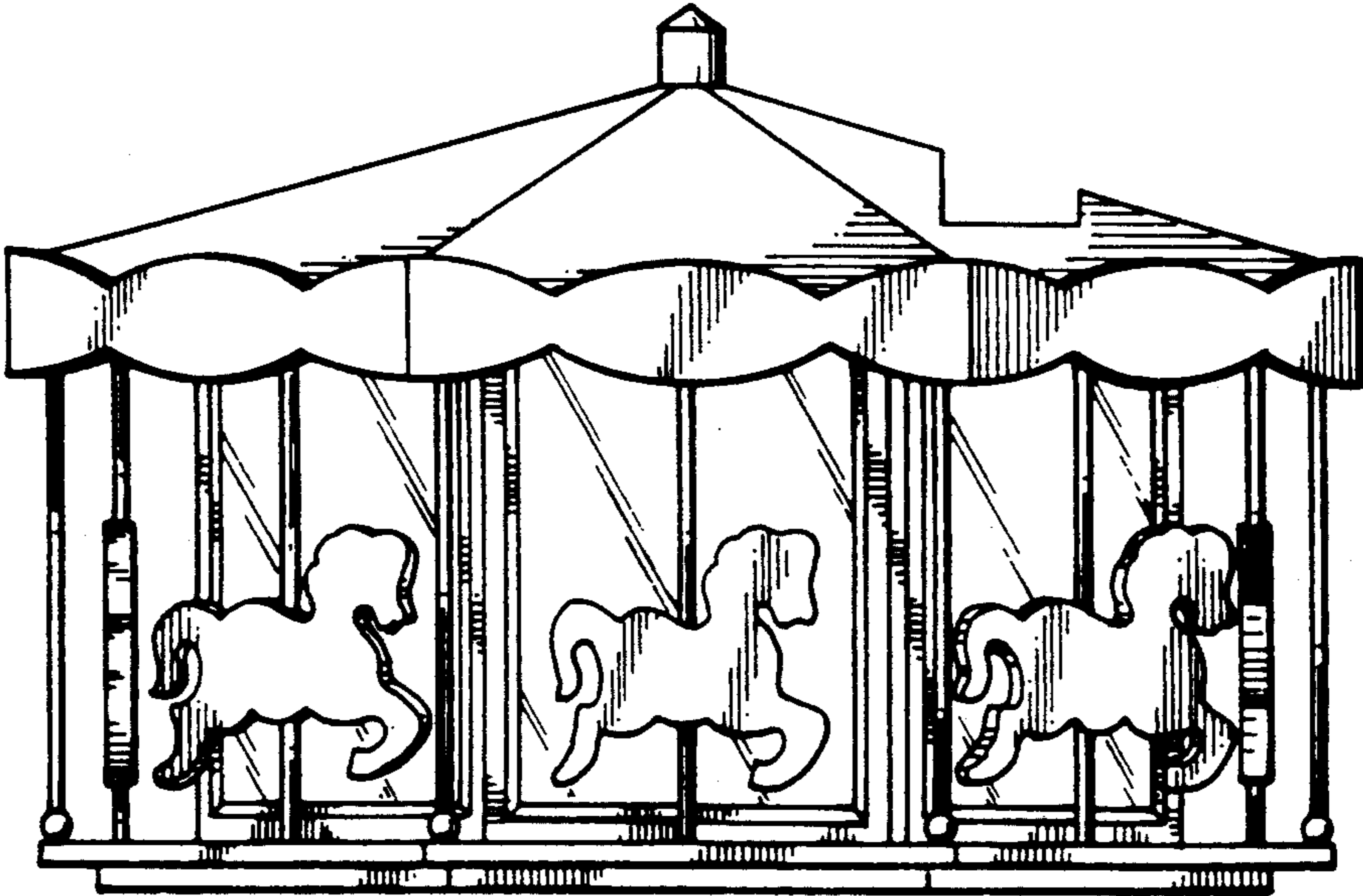


FIG. 2

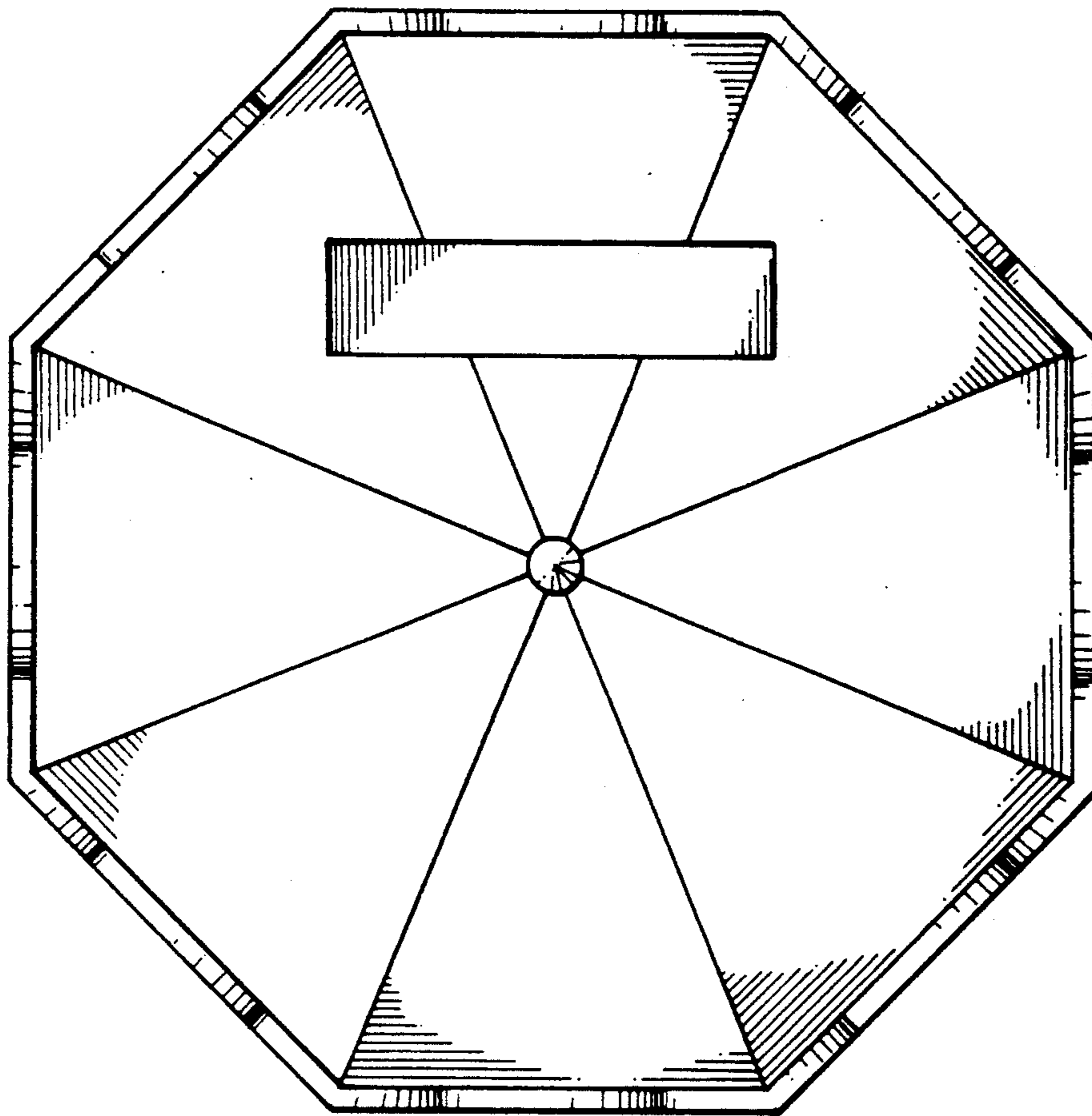


FIG. 3

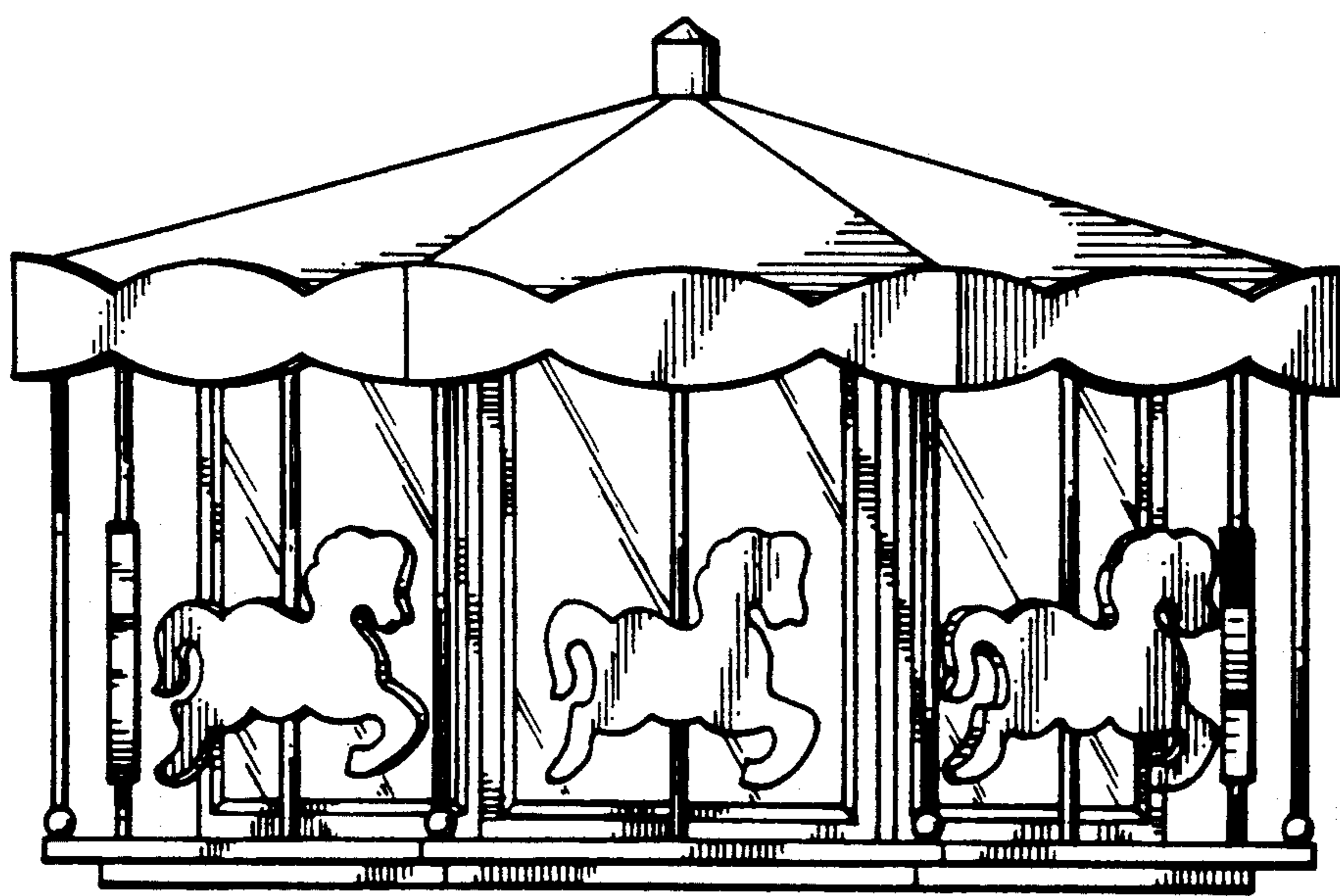


FIG. 4