



US00D332628S

United States Patent [19]

[11] Patent Number: **Des. 332,628**

Brüssing

[45] Date of Patent: **** Jan. 19, 1993**

[54] **SURFACE-MOUNTABLE HOLDER FOR A PLURALITY OF DESK TRAYS**

[75] Inventor: **Bernd Brüssing**, Uml/Donau, Fed. Rep. of Germany

[73] Assignee: **Hans Friedrich Hefendehl**, Kierspe, Fed. Rep. of Germany

[**] Term: **14 Years**

[21] Appl. No.: **590,285**

[22] Filed: **Sep. 28, 1990**

[30] **Foreign Application Priority Data**

Apr. 7, 1990 [DE] Fed. Rep. of Germany M 90 02 640.3

[52] U.S. Cl. **D19/65; D19/75; D19/92; D19/99; D6/511**

[58] Field of Search **D3/30.1; D19/75, 65, D19/86, 87, 92, 99, 100; D6/511, 418; 211/126, 10, 11, 13; 297/144; 248/122, 145, 281.1; 312/27, 28**

[56] **References Cited**

U.S. PATENT DOCUMENTS

D. 57,560 4/1921 Wilcox D6/511

D. 255,218	6/1980	Krag	D3/30.1
D. 292,150	10/1987	Restin et al.	D6/511 X
D. 306,383	3/1990	Sträter	D6/511
D. 311,422	10/1990	Sträter	D19/88
D. 311,829	11/1990	Vossoughi	D6/511 X
4,783,036	11/1988	Vossoughi	248/281.1
5,035,464	7/1991	Spallholtz	297/144

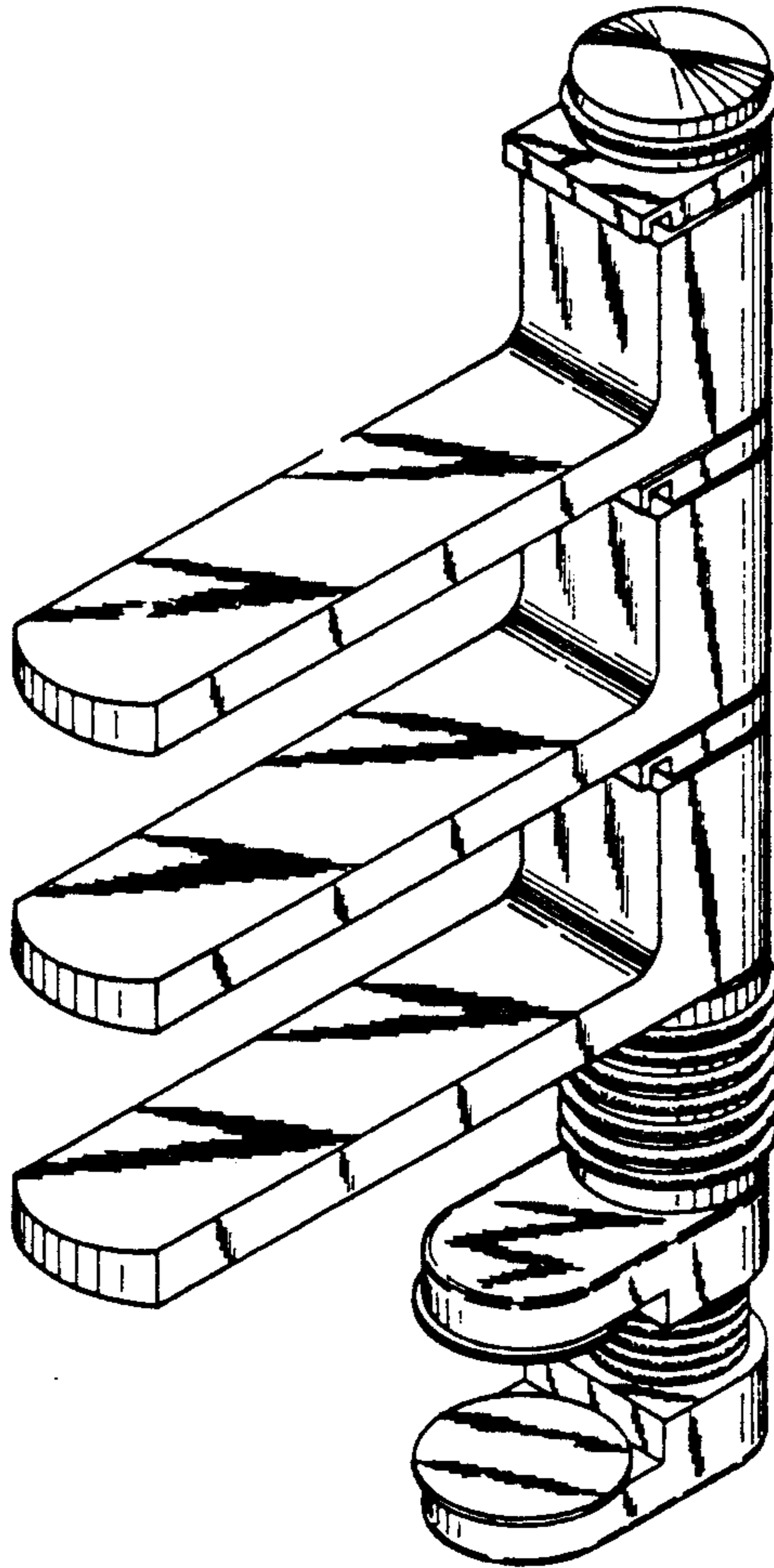
Primary Examiner—Nelson C. Holtje
Assistant Examiner—Martha Thompson
Attorney, Agent, or Firm—Herbert Dubno; Ronald Lianides

[57] **CLAIM**

The ornamental design for a surface-mountable holder for a plurality of desk trays, as shown and described.

DESCRIPTION

FIG. 1 is a front elevational view of a surface-mountable holder for a plurality of desk trays showing my new design;
FIG. 2 is a rear elevational view;
FIG. 3 is a left side elevational view, the right side being a mirror image thereof;
FIG. 4 is a top plan view;
FIG. 5 is a bottom plan view thereof; and,
FIG. 6 is a front, top perspective view thereof.



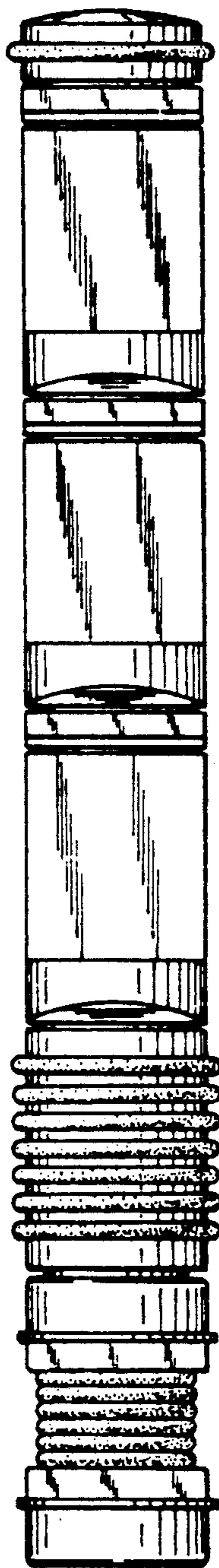


FIG. 1

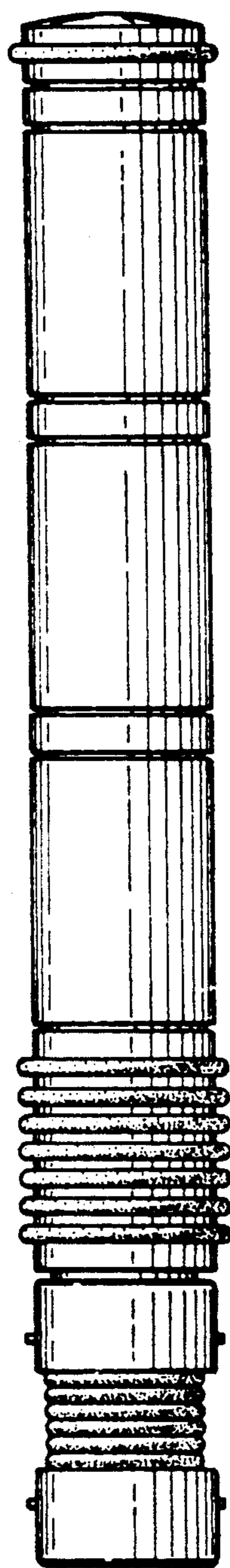


FIG. 2

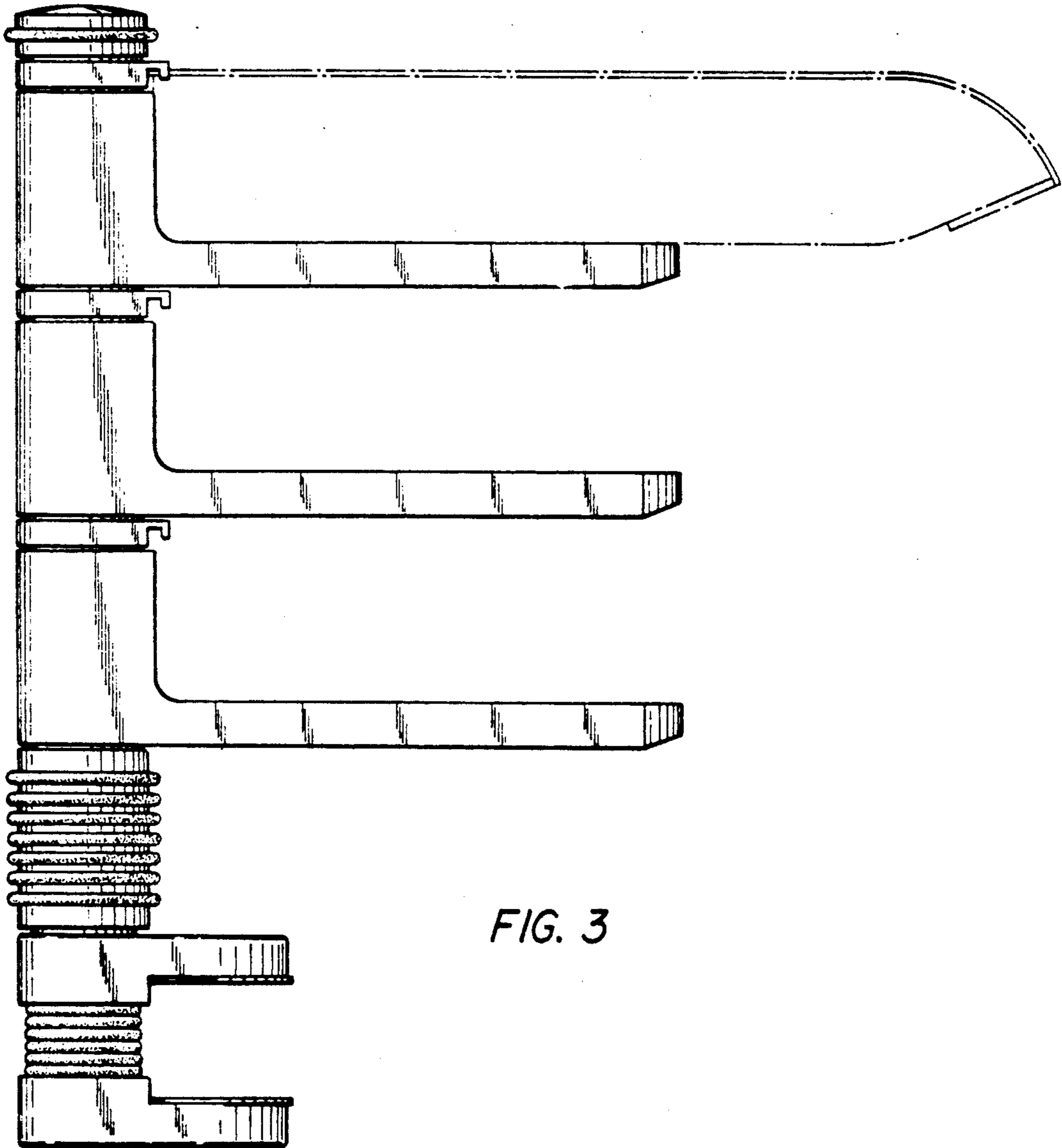


FIG. 3

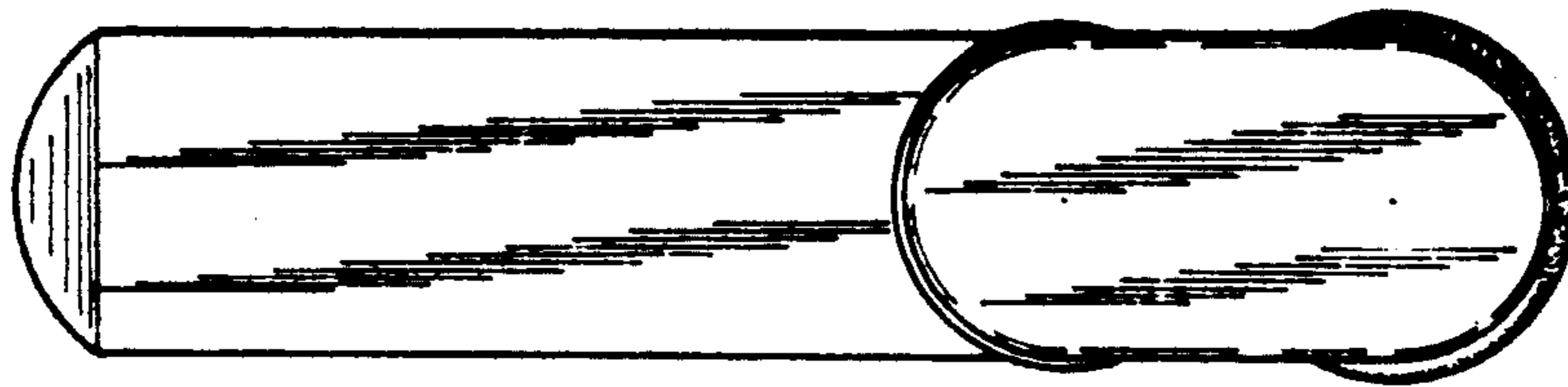


FIG. 5




FIG. 4

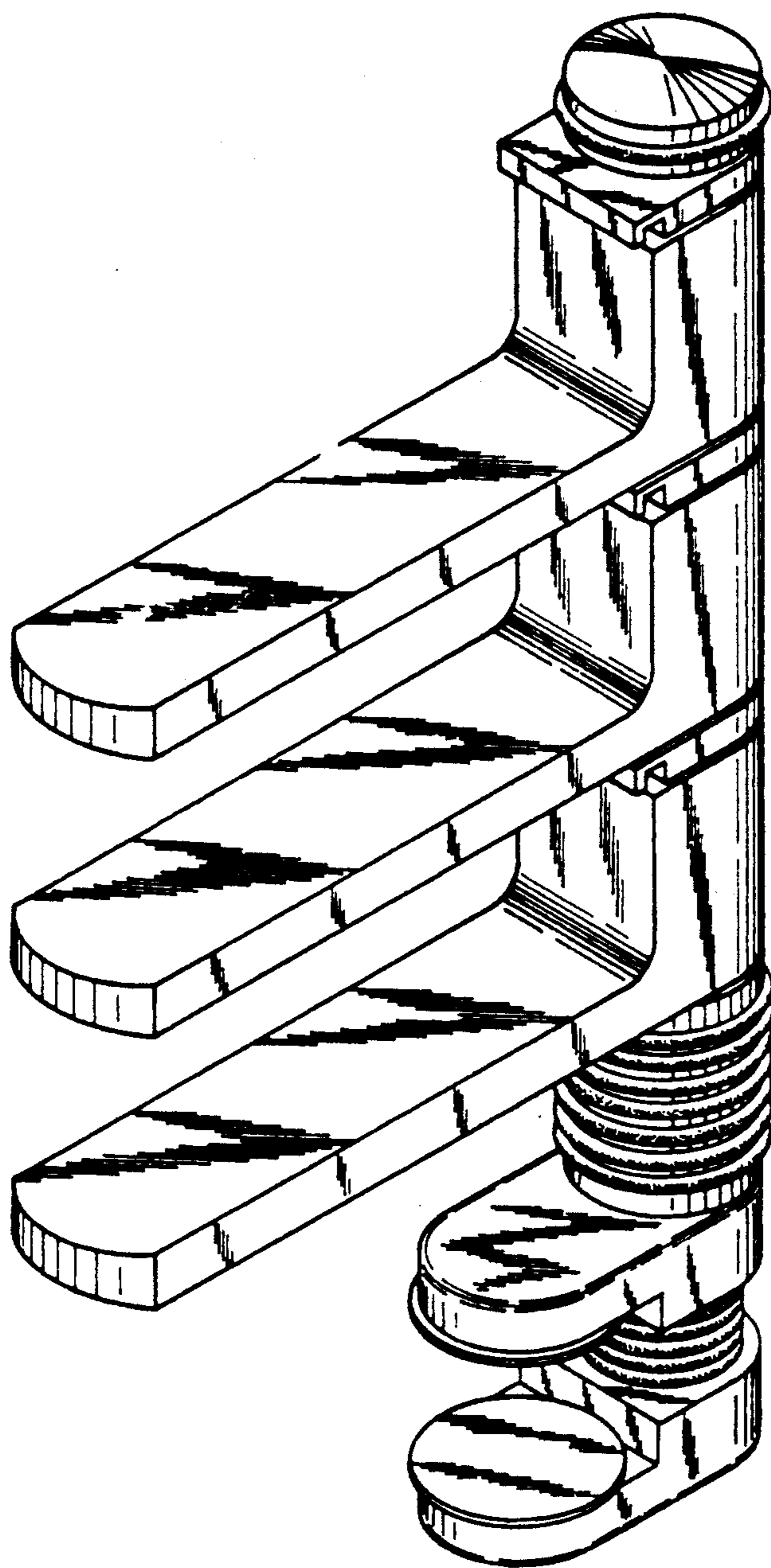


FIG. 6