



US00D332605S

# United States Patent [19]

[11] Patent Number: Des. 332,605

Krakower et al.

[45] Date of Patent: \*\* Jan. 19, 1993

[54] LAPTOP COMPUTER HOUSING

D. 310,517 9/1990 Hara et al. .... D14/106  
D. 313,403 1/1991 Esslinger et al. .... D14/106  
D. 328,287 7/1992 Iino ..... D14/106

[75] Inventors: Jonathan Krakower, Cupertino;  
Gavin R. Ivester, Palo Alto; Robert  
D. Brunner, San Jose, all of Calif.

Primary Examiner—Wallace R. Burke  
Assistant Examiner—Freda S. Nunn  
Attorney, Agent, or Firm—Franklyn C. Weiss

[73] Assignee: Apple Computer, Inc., Cupertino,  
Calif.

### [57] CLAIM

[\*\*] Term: 14 Years

The ornamental design for a laptop computer housing,  
as shown and described.

[21] Appl. No.: 629,355

### DESCRIPTION

[22] Filed: Dec. 18, 1990

[52] U.S. Cl. .... D14/106

[58] Field of Search ..... D14/100, 101, 106, 113,  
D14/115; D18/1, 7; 235/145 A, 145 R;  
340/700, 706, 707, 712; 341/22, 23; 364/708,  
709; 361/390

FIG. 1 is a reduced top front and right side perspective  
view of a laptop computer housing showing our new  
design;

FIG. 2 is a top plan view thereof;

FIG. 3 is a bottom plan view thereof;

FIG. 4 is a right side elevational view thereof;

FIG. 5 is a left side elevational view thereof;

FIG. 6 is a front elevational view thereof;

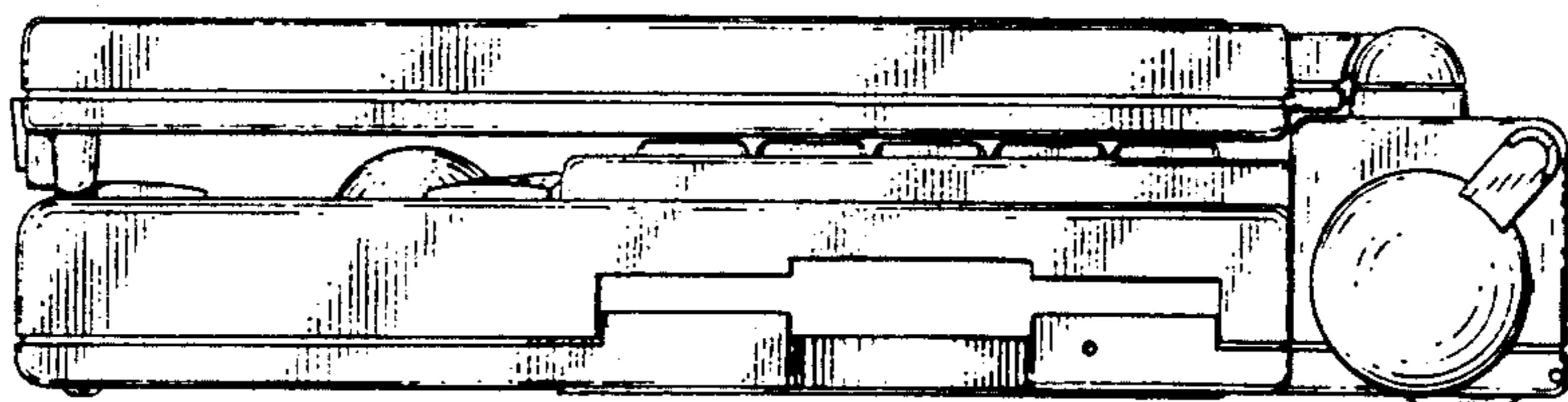
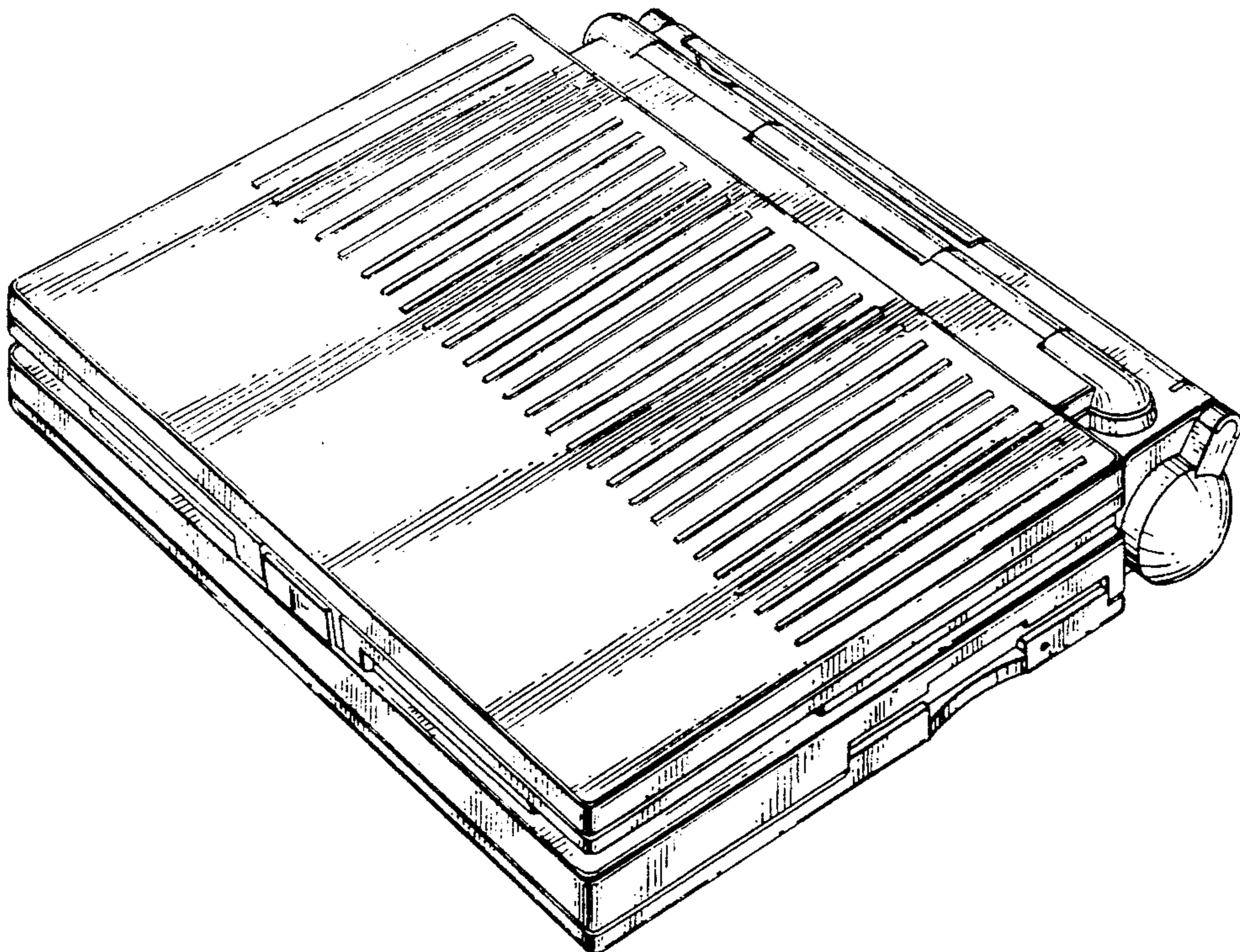
FIG. 7 is a rear elevational view thereof with the cover  
panel closed; and,

FIG. 8 is a rear elevational view thereof with the cover  
panel open.

### [56] References Cited

#### U.S. PATENT DOCUMENTS

D. 280,622 9/1985 Moggridge et al. .... D14/100  
D. 302,267 7/1989 Genard et al. .... D14/100 X  
D. 308,862 6/1990 Ojeda ..... D14/106



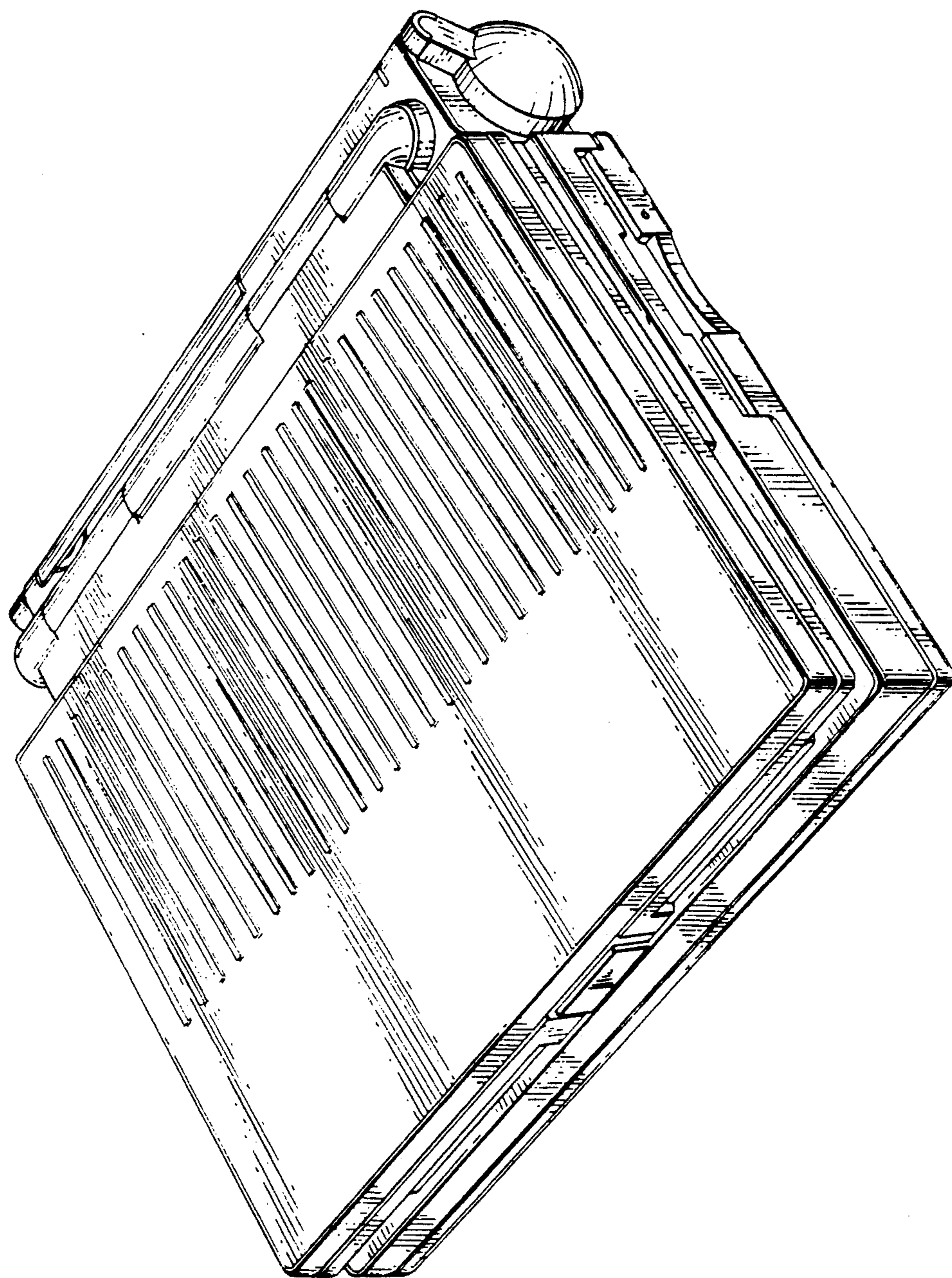


FIG. 1



FIG. 2




FIG. 3

FIG. 4A

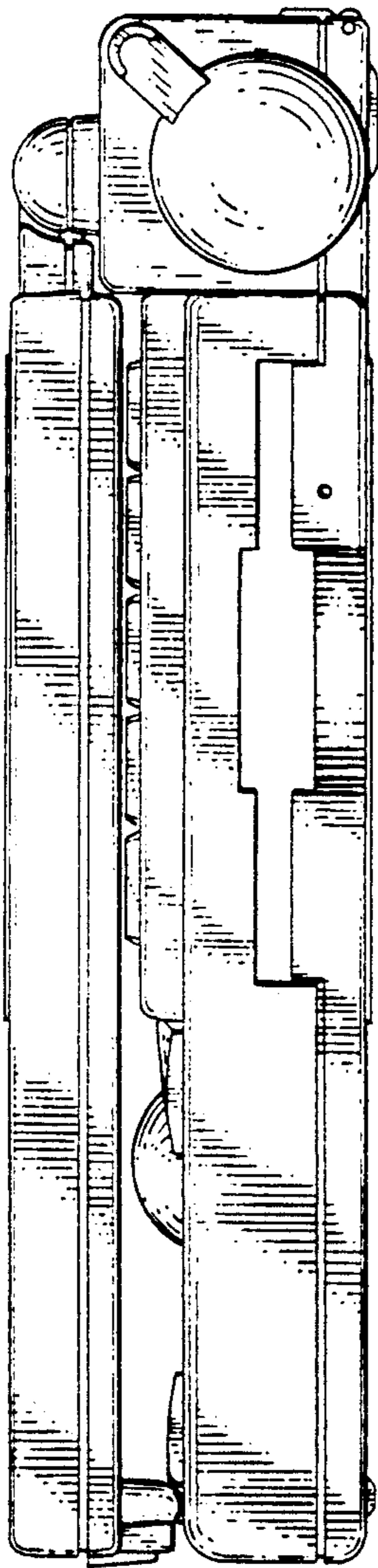


FIG. 4B

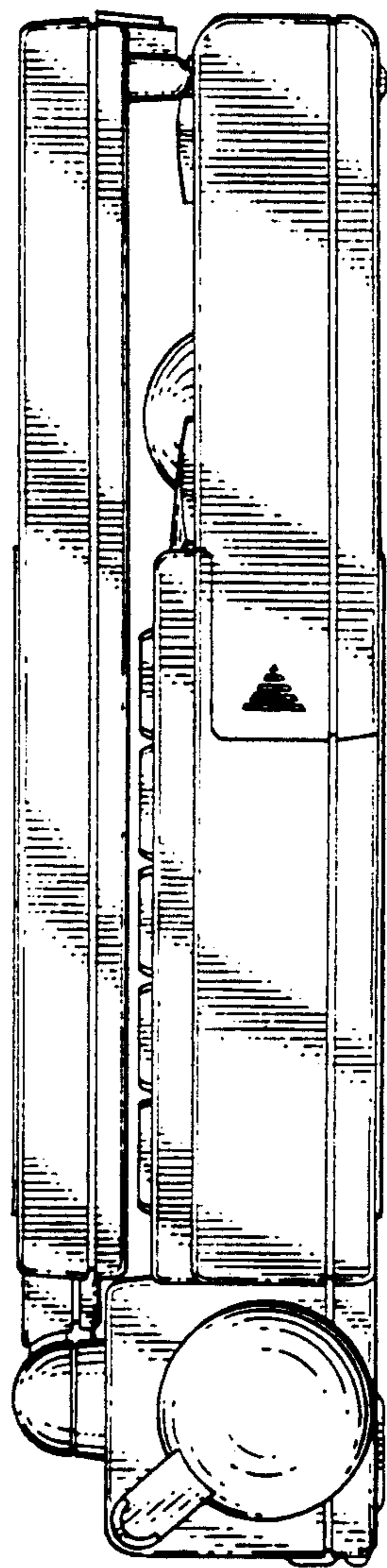


FIG. 6

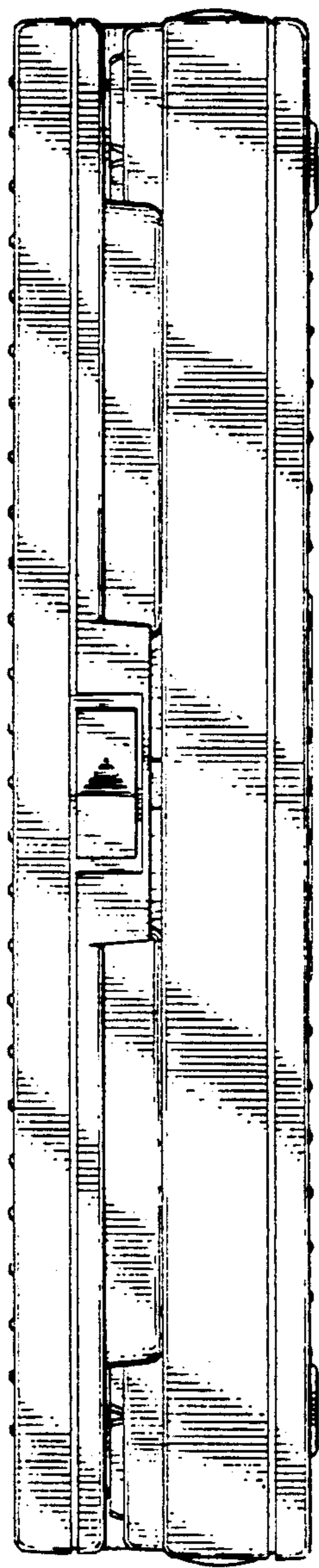


FIG. 7




FIG. 8

