



US00D332583S

# United States Patent [19]

[11] Patent Number: **Des. 332,583**

Jones et al.

[45] Date of Patent: **\*\* Jan. 19, 1993**

[54] VASE

D. 300,645 4/1989 Bowden ..... D21/159  
D. 302,941 8/1989 Ferrero ..... D11/158

[76] Inventors: **Robert D. Jones**, 1452 N. Washington, Ardmore, Okla. 73401;  
**James O. Easley**, 1908 Willow Way Cir., Edmond, Okla. 73034

*Primary Examiner*—B. J. Bullock  
*Attorney, Agent, or Firm*—Glen M. Burdick; Bill D. McCarthy

[\*\*] Term: **14 Years**

### [57] CLAIM

[21] Appl. No.: **654,562**

The ornamental design for a vase, as shown and described.

[22] Filed: **Feb. 12, 1991**

### DESCRIPTION

[52] U.S. Cl. .... **D11/149; D11/158; D19/82; D21/163**

[58] Field of Search ..... **D11/146, 149, 158, 144, D11/143, 160; D21/163, 159; 47/41.01, 41.15, 72; D19/82, 97**

FIG. 1 is a front elevational view of a vase showing our new design, a flower being shown in phantom for illustrative purposes only and forming no part of the claimed design;

### [56] References Cited

#### U.S. PATENT DOCUMENTS

D. 151,793 11/1948 Sparks et al. .... D11/160  
D. 163,866 7/1951 Halpert ..... D11/149  
D. 233,353 10/1974 Krumholz ..... D21/163


FIG. 2 is a rear elevational view thereof;

FIG. 3 is a left side elevational view thereof, a flower being shown in phantom for illustrative purposes only and forming no part of the claimed design;

FIG. 4 is a right side elevational view thereof;

FIG. 5 is a top plan view thereof; and

FIG. 6 is a bottom plan view thereof.






Fig. 1



Fig. 2



Fig. 3



Fig. 4

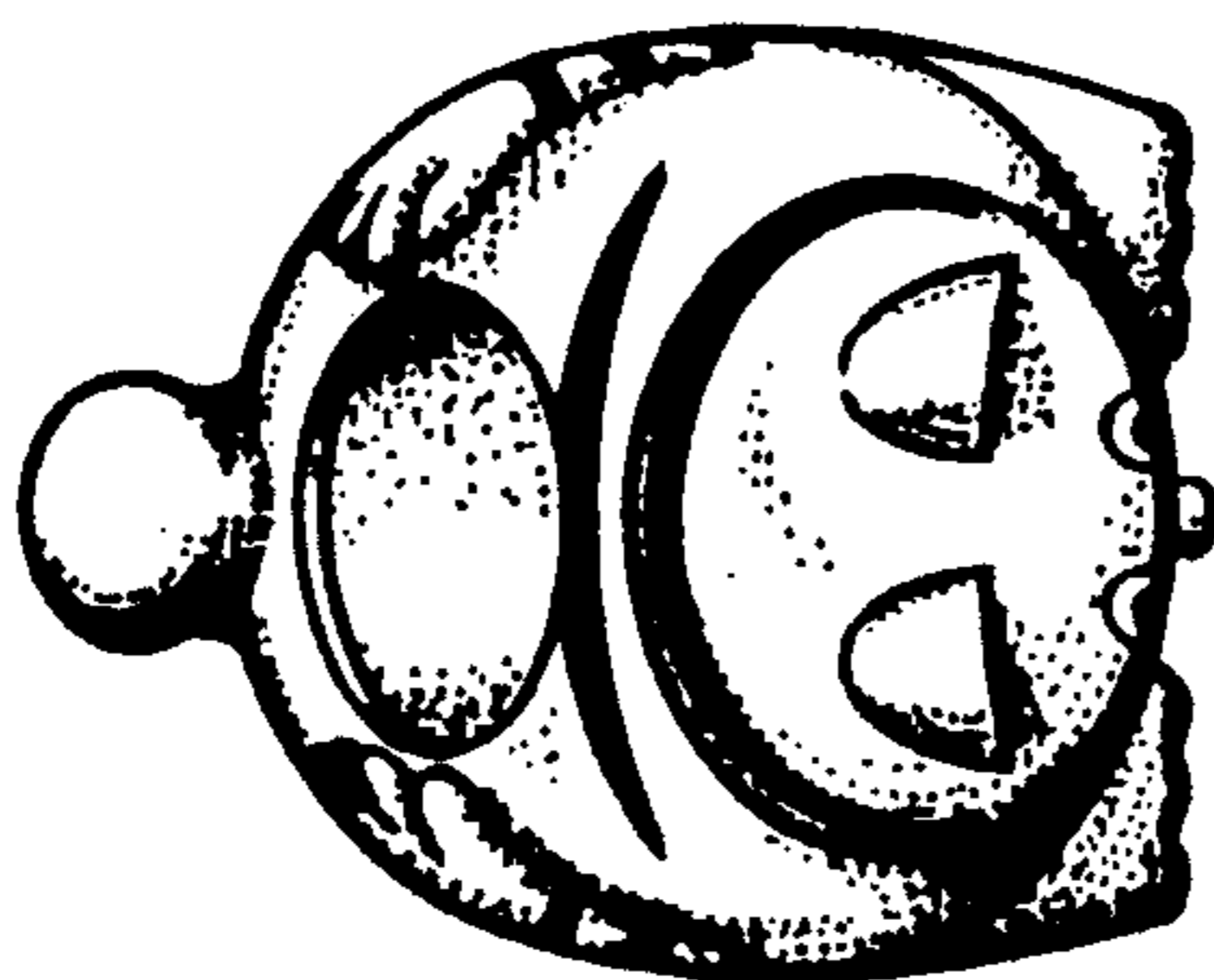


Fig. 5

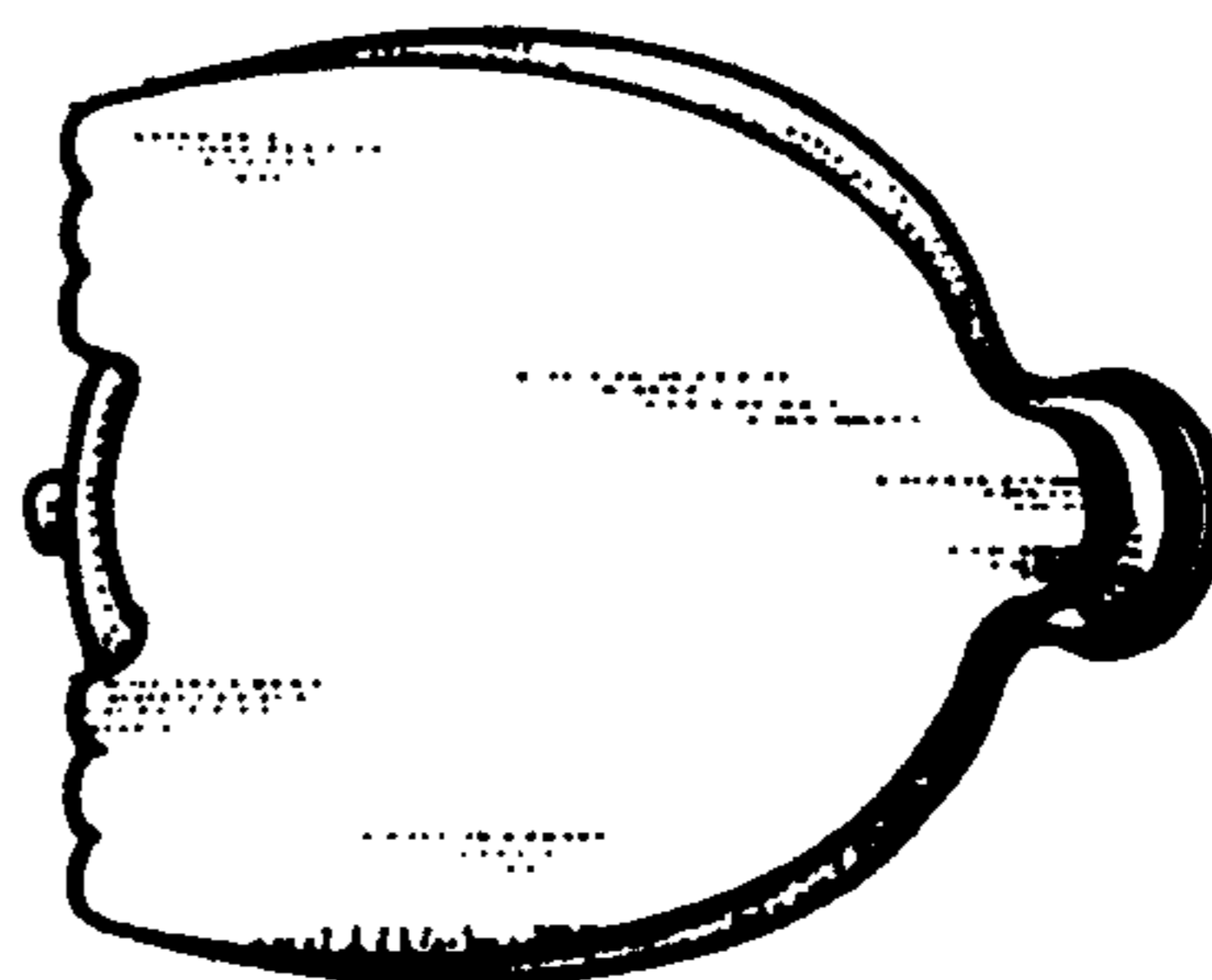


Fig. 6