



US00D332576S

United States Patent [19]

[11] Patent Number: **Des. 332,576**

Huen

[45] Date of Patent: **** Jan. 19, 1993**

[54] **PEDOMETER**

[75] Inventor: **Hing-Wah Huen, Kowloon, Hong Kong**

[73] Assignee: **Fairform Mfg. Co. Ltd., Kowloon, Hong Kong**

[**] Term: **14 Years**

[21] Appl. No.: **572,097**

[22] Filed: **Aug. 23, 1990**

[52] U.S. Cl. **D10/98**

[58] Field of Search **D10/98; 235/105, 95 C**

[56] **References Cited**

U.S. PATENT DOCUMENTS

4,322,609 3/1982 Kato 235/105

FOREIGN PATENT DOCUMENTS

310689 12/1990 Japan 235/105


Primary Examiner—Nelson C. Holtje
Assistant Examiner—Antoine D. Davis
Attorney, Agent, or Firm—Browning, Bushman, Anderson & Brookhart

[57] **CLAIM**

The ornamental design for a pedometer, as shown and described.

DESCRIPTION

FIG. 1 is a top, front and right side perspective view of a pedometer showing my new design; FIG. 2 is a front elevational view; FIG. 3 is a rear elevational view; FIG. 4 is a right side elevational view; FIG. 5 is a left side elevational view; FIG. 6 is a top plan view; and, FIG. 7 is a bottom plan view thereof.






FIGURE 1

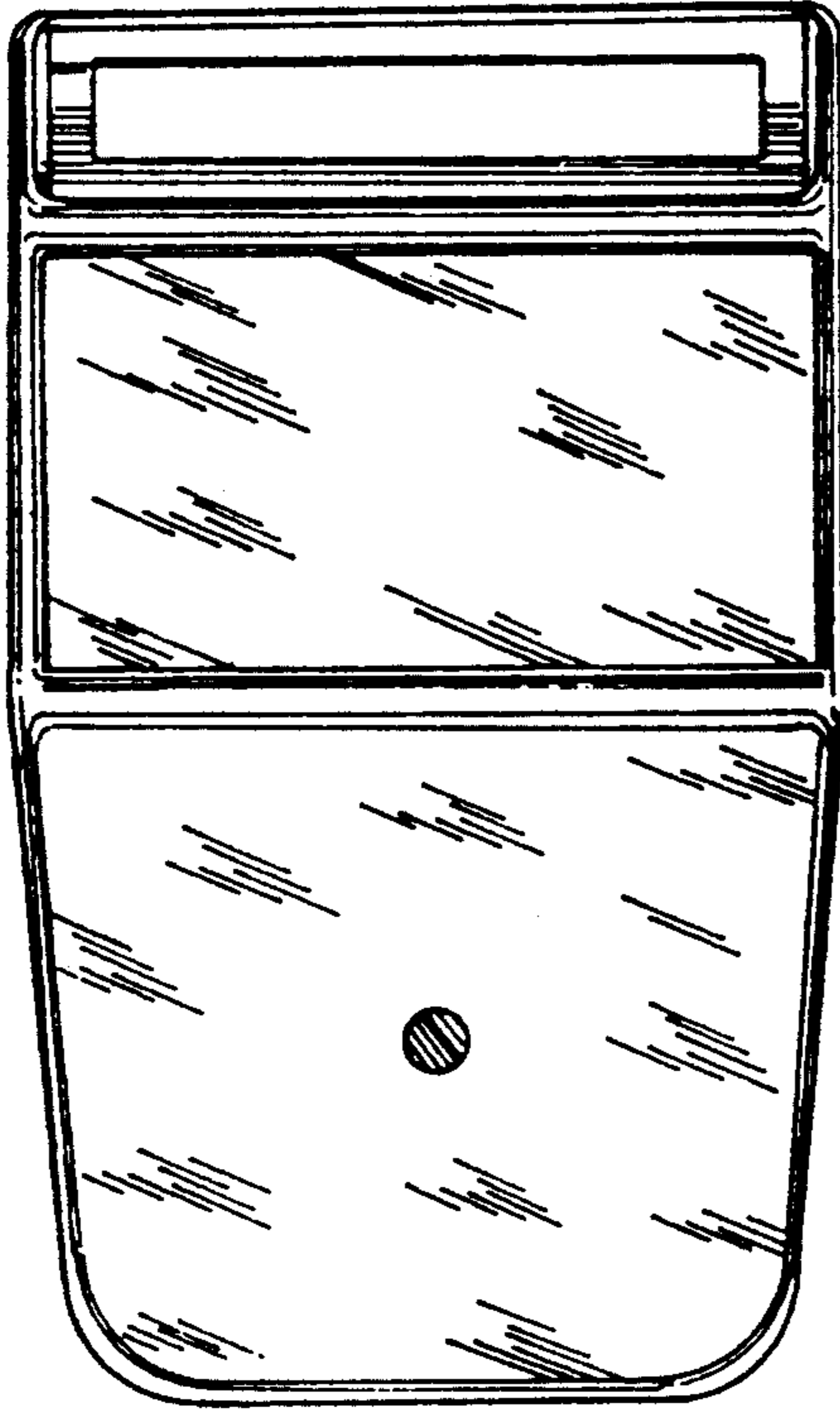


FIGURE 2




FIGURE 3




FIGURE 4




FIGURE 5

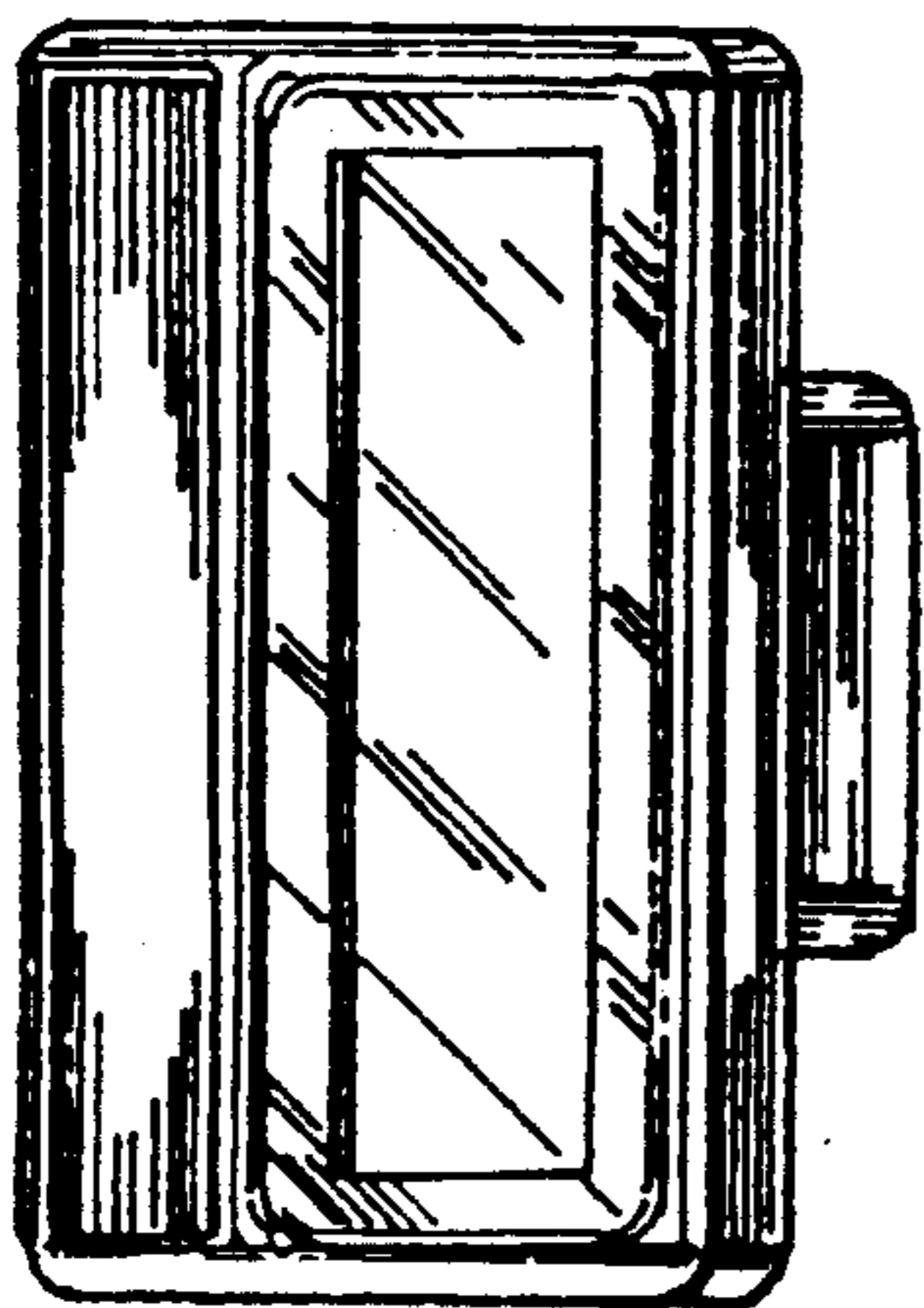


FIGURE 6

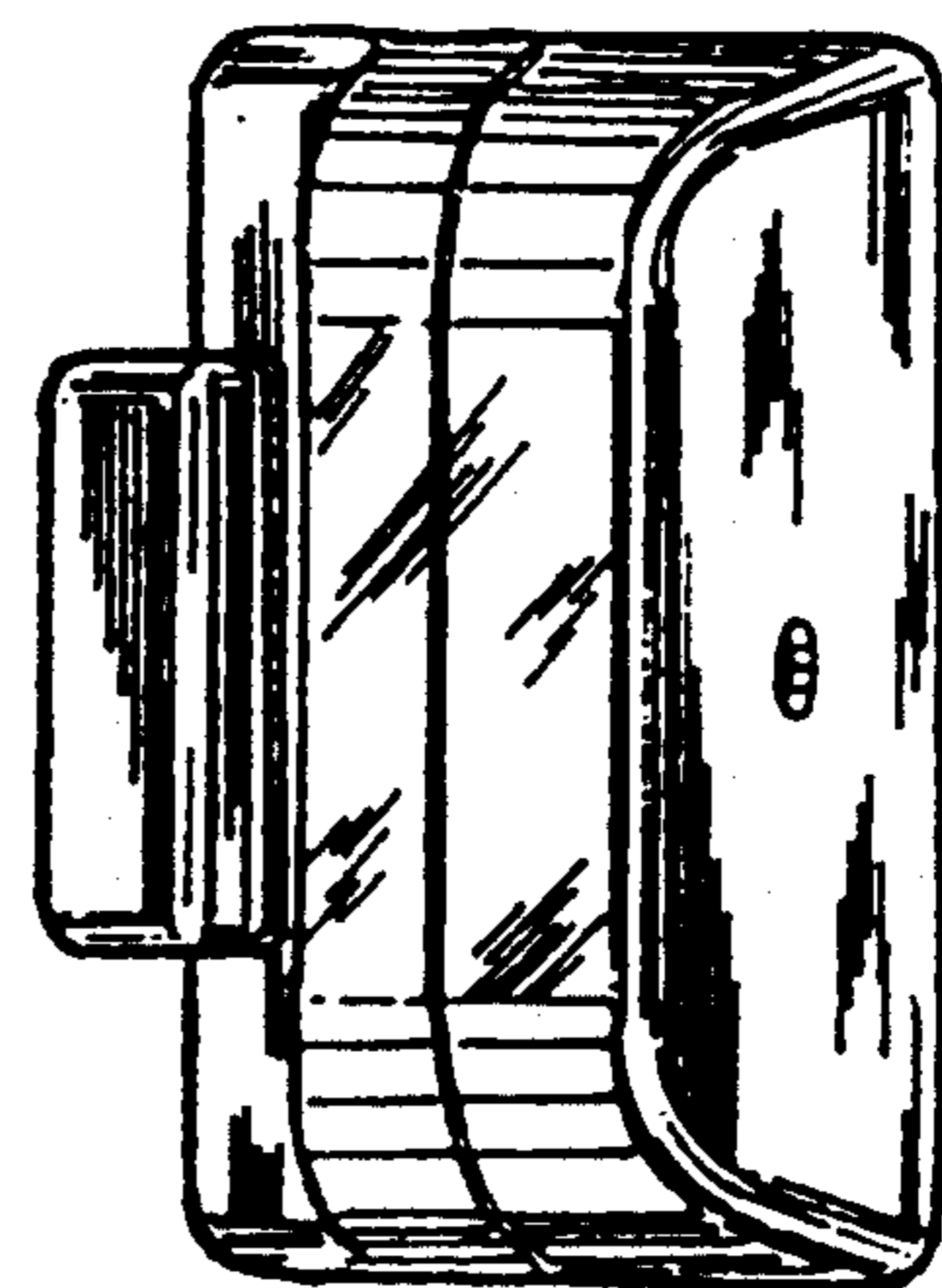


FIGURE 7