



US00D332570S

United States Patent [19]

[11] Patent Number: **Des. 332,570**

Tiramani et al.

[45] Date of Patent: **** Jan. 19, 1993**

[54] **HANDLE FOR SPRAY BOTTLE**

2,287,582 6/1942 Weeks 222/470
3,520,570 7/1970 Christopher et al. D9/434 X
3,867,738 2/1975 Gainer D9/455 X

[75] Inventors: **Paolo Tiramani**, Greenwich, Conn.;
Thomas Van Dyk, Prospect Park,
N.J.

Primary Examiner—Bernard Ansher
Assistant Examiner—Dominic Simone
Attorney, Agent, or Firm—Abelman Frayne & Schwab

[73] Assignee: **Goody Products, Inc.**, Kearney, N.J.

[**] Term: **14 Years**

[57] **CLAIM**

[21] Appl. No.: **646,985**

The ornamental design for a handle for a spray bottle, as shown and described.

[22] Filed: **Jan. 28, 1991**

DESCRIPTION

[52] U.S. Cl. **D9/434; D9/499**

[58] Field of Search D9/544, 434, 499, 530,
D9/531; D8/391; 239/525-532; 220/94 R;
222/470, 465.1; 215/100 A

FIG. 1 is a perspective view of a handle for a spray bottle showing our new design;
FIG. 2 is a front elevational view thereof, the rear being a mirror image, the bottle shown in broken lines for illustrative purposes only;
FIG. 3 is a left side elevational view thereof;
FIG. 4 is a right side elevational view thereof;
FIG. 5 is a top plan view thereof; and,
FIG. 6 is a bottom plan view thereof.

[56] **References Cited**

U.S. PATENT DOCUMENTS

D. 197,853 3/1964 Smith D9/455 X
D. 215,748 10/1969 Wallace D9/434 X



FIG. 1

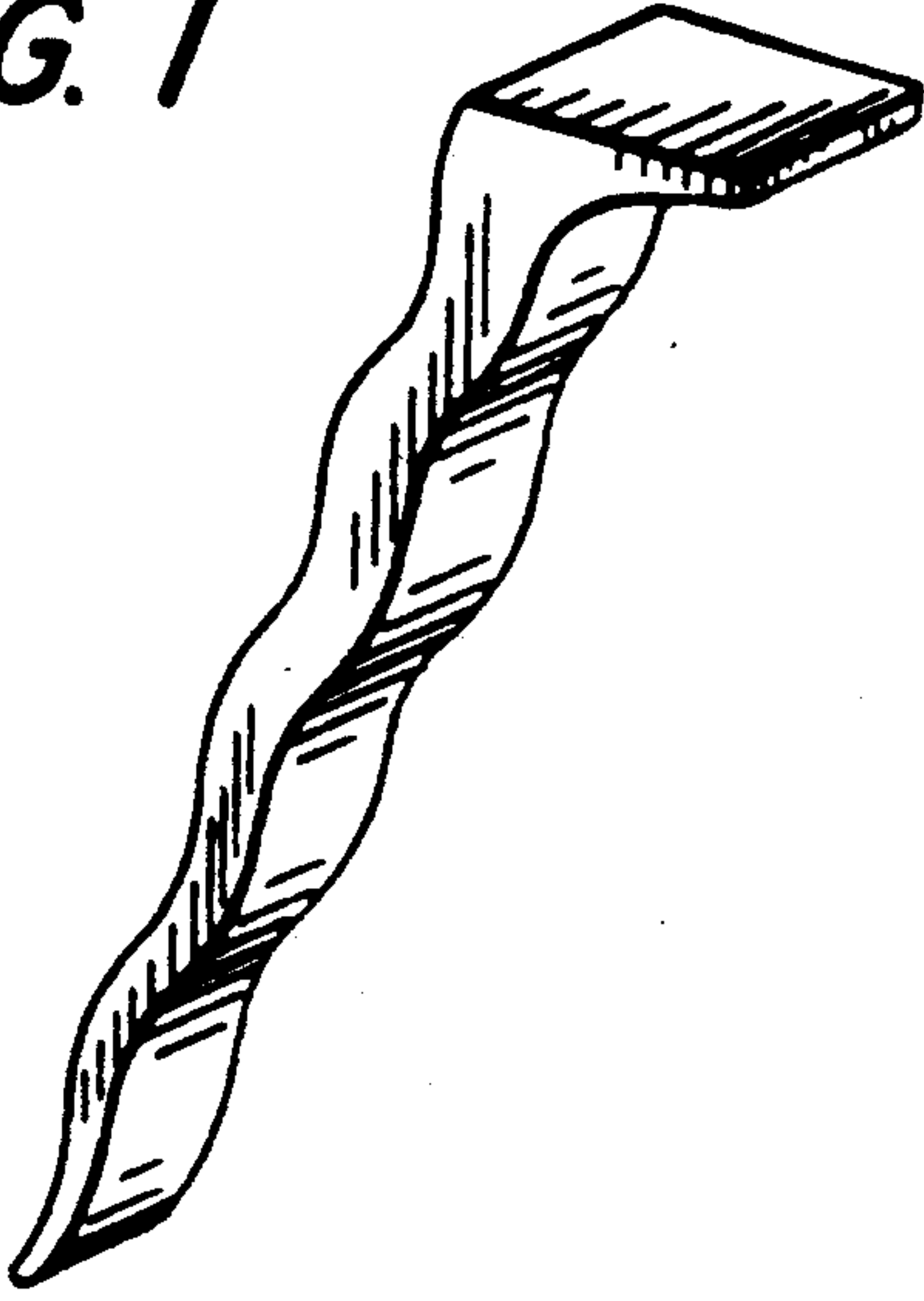


FIG. 2

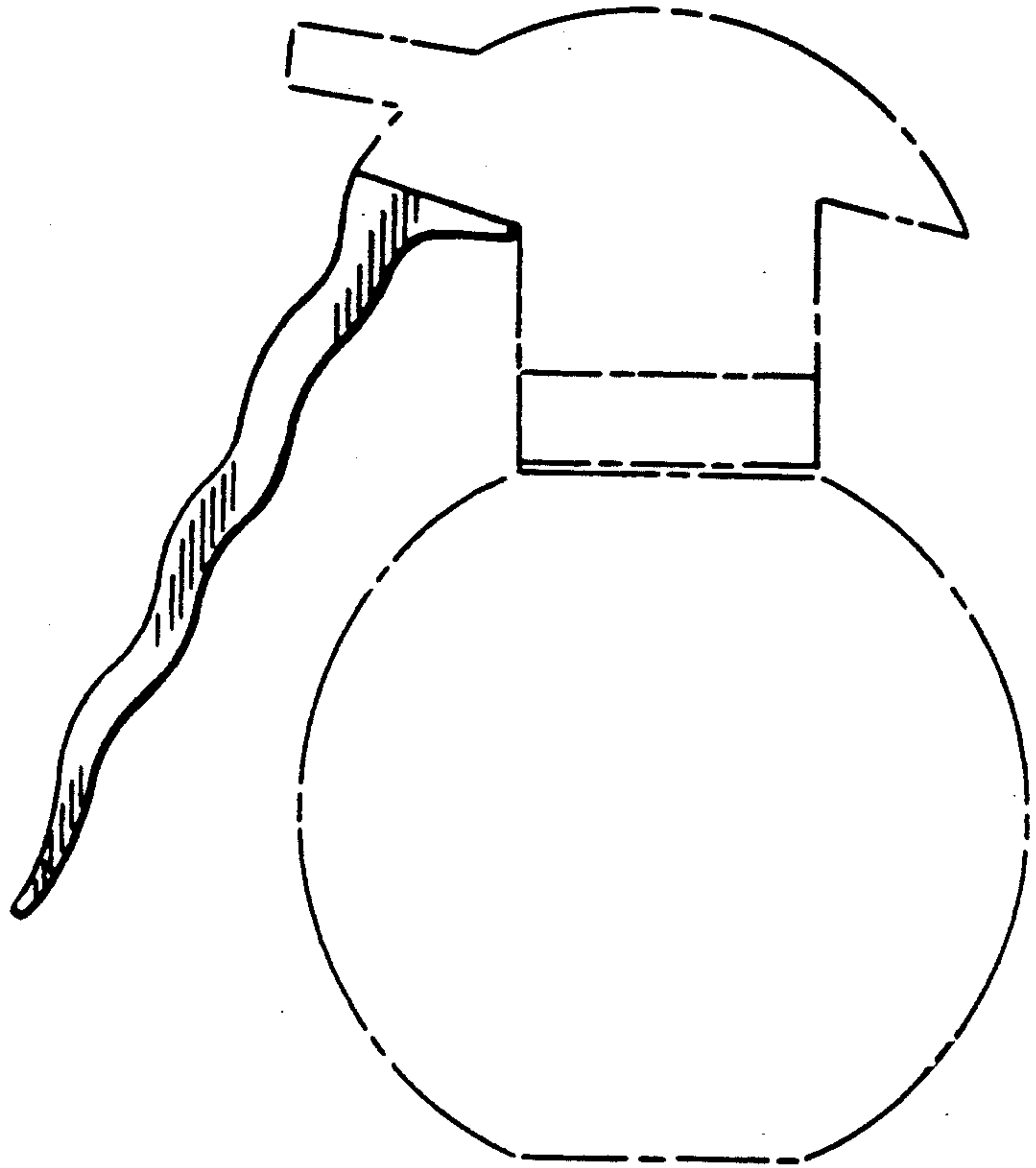


FIG. 3



FIG. 4




FIG. 5



FIG. 6

