



US00D332528S

United States Patent [19]

[11] Patent Number: Des. 332,528

Neal

[45] Date of Patent: ** Jan. 19, 1993

[54] PICTURE FRAME

2,757,471 8/1956 Vlock 40/159.2
4,202,122 5/1980 Namiki 40/159.2

[76] Inventor: **Ralph Neal**, P.O. Box 37, Woodland, Ga. 31836

Primary Examiner—Bernard Ansher
Attorney, Agent, or Firm—Terry M. Gernstein

[**] Term: **14 Years**

[57] **CLAIM**

[21] Appl. No.: **557,664**

The ornamental design for a picture frame, as shown and described.

[22] Filed: **Jul. 25, 1990**

[52] U.S. Cl. **D6/301**

[58] Field of Search D6/300, 301, 308-314; D19/26, 62; 40/152, 152.1, 159, 159.1, 159.2

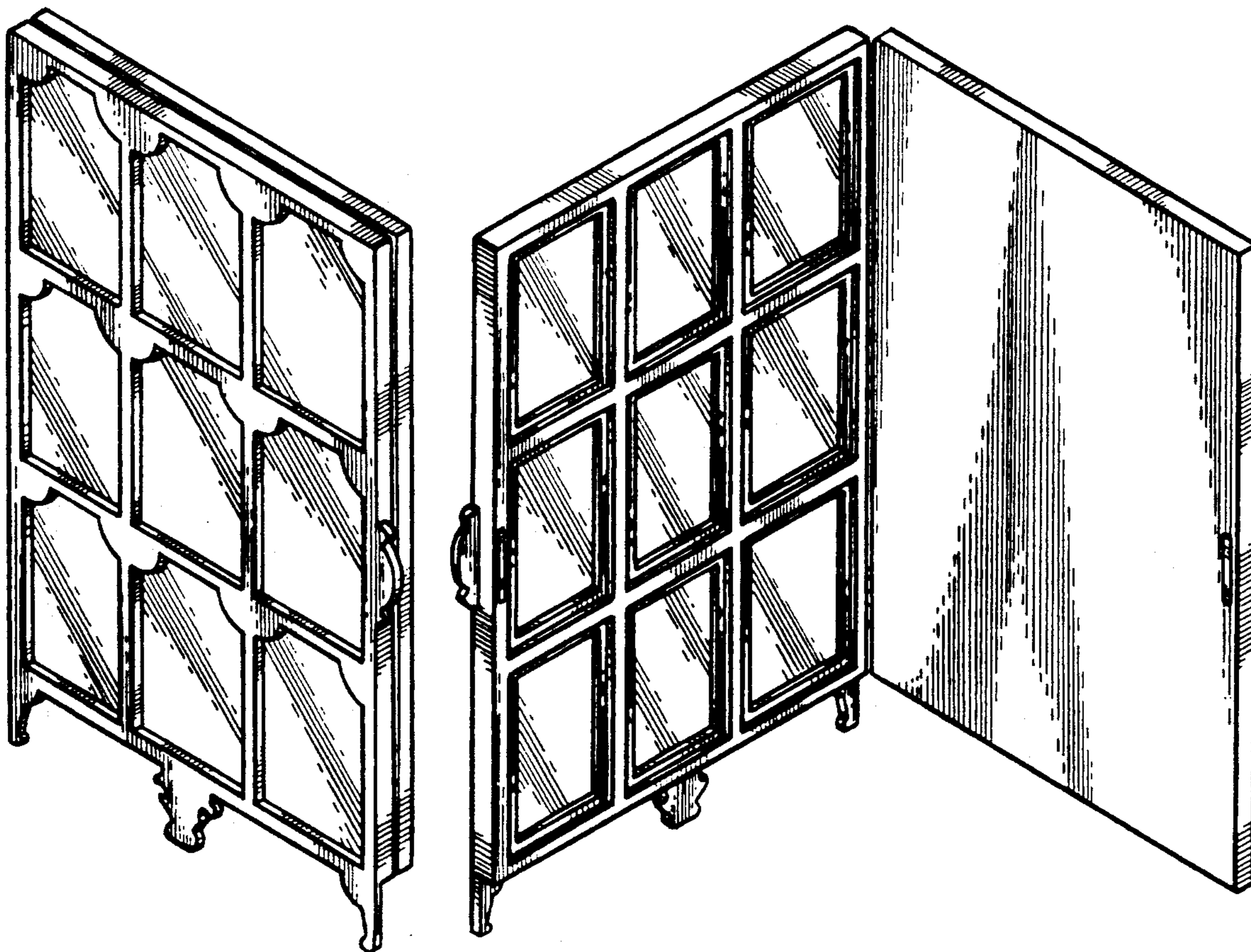
DESCRIPTION

[56] **References Cited**

U.S. PATENT DOCUMENTS

D. 35,926	5/1902	Gould	D6/301
D. 186,101	9/1959	Chase	D19/26
D. 241,299	9/1976	Ohls	D6/301
D. 271,919	12/1983	Duffy	D19/26
D. 272,791	2/1984	Brobakken	D6/301
D. 292,651	11/1987	Stratton	D6/301
1,341,560	5/1920	Johnson	40/152.1

FIG. 1 is a top, front perspective view of a picture frame showing my new design;
 FIG. 2 is a top, front perspective view thereof, the frame being in an open position;
 FIG. 3 is a front elevational view of that shown in FIG. 1.
 FIG. 4 is a rear elevational view thereof;
 FIG. 5 is a right side elevational view thereof;
 FIG. 6 is a left side elevational view thereof;
 FIG. 7 is a top plan view thereof; and,
 FIG. 8 is a bottom view thereof.






FIG. 1

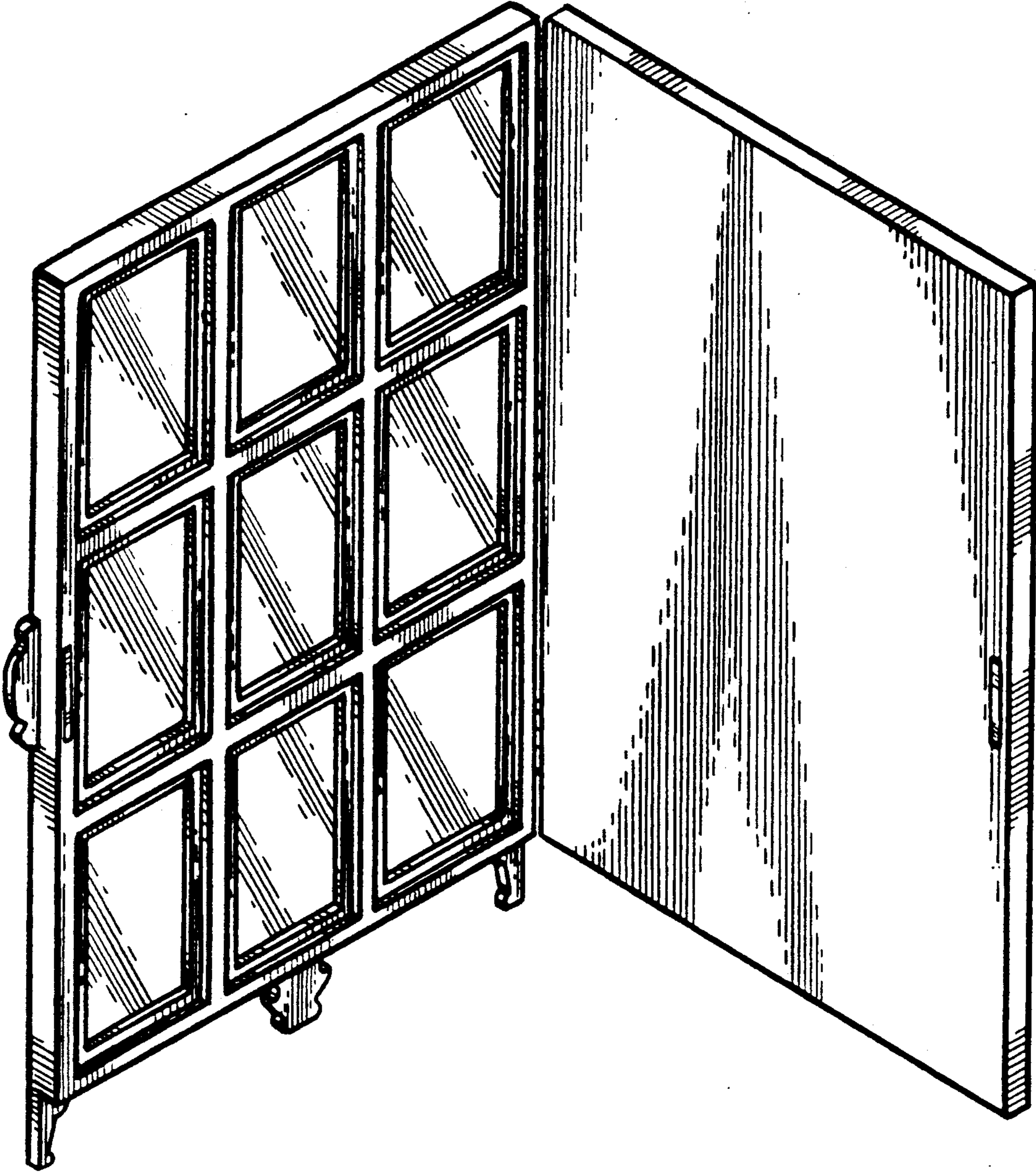


FIG. 2

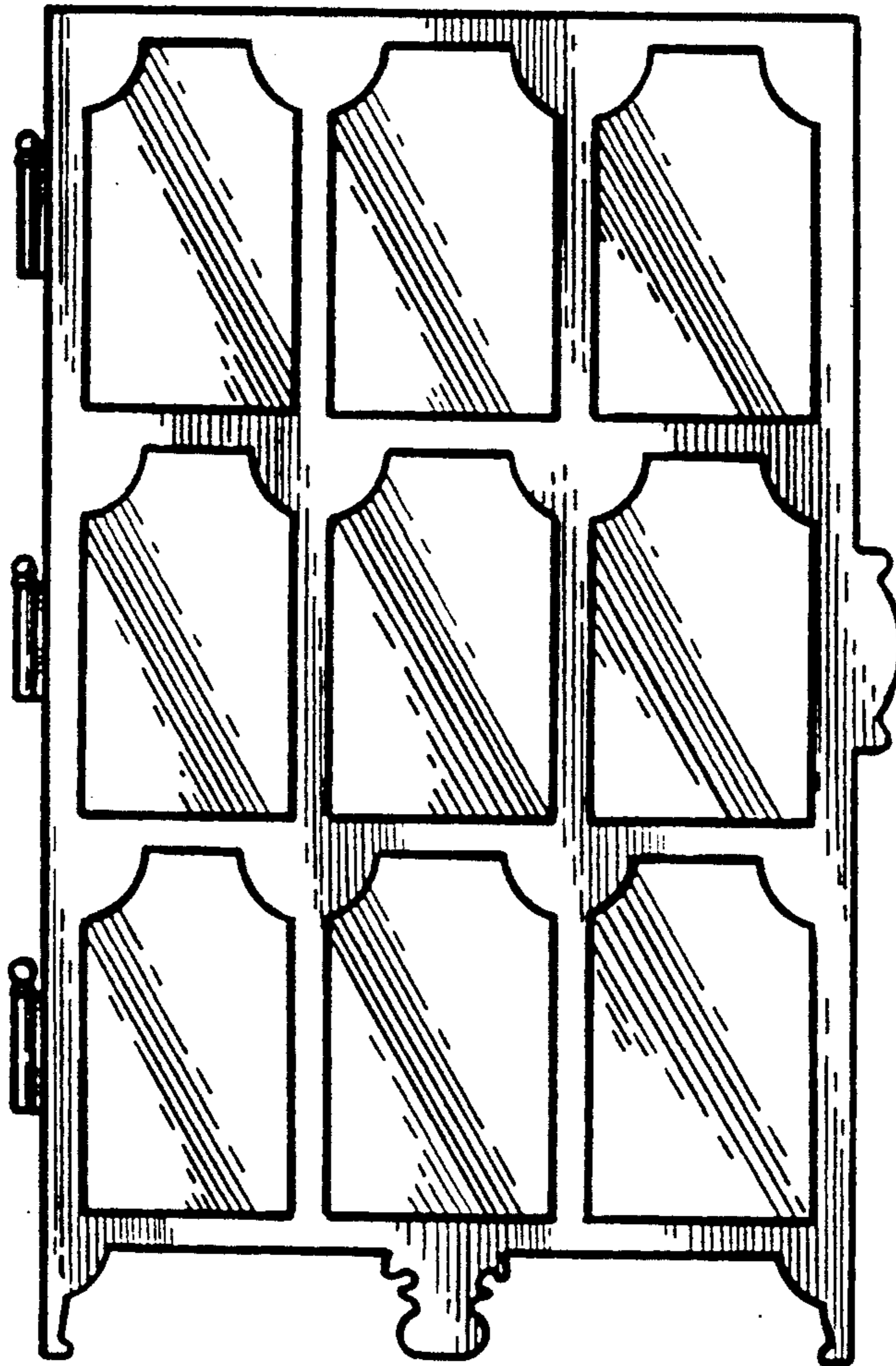


FIG. 3

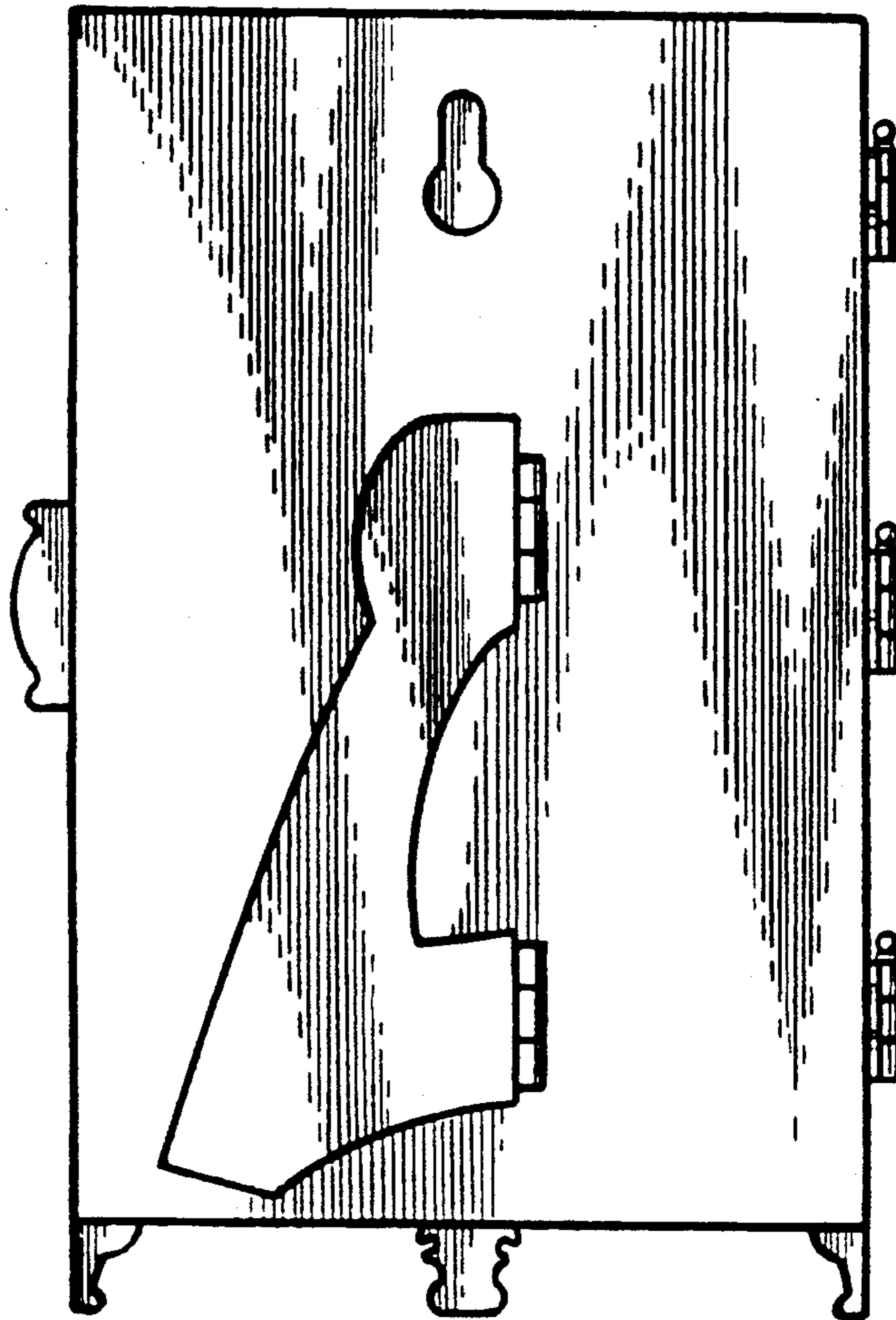


FIG.4



FIG. 5



FIG. 6



FIG. 7




FIG. 8