



US00D332523S

United States Patent [19]

[11] Patent Number: **Des. 332,523**

Hatfield et al.

[45] Date of Patent: **** Jan. 19, 1993**

[54] SHOE SOLE BOTTOM

[75] Inventors: **Tinker Hatfield**, Portland; **Sergio Lozano**, Beaverton, both of Oreg.

[73] Assignees: **Nike, Inc.**; **Nike International Ltd.**, both of Beaverton, Oreg.

[**] Term: **14 Years**

[21] Appl. No.: **721,207**

[22] Filed: **Jun. 25, 1991**

[52] U.S. Cl. **D2/320**

[58] Field of Search **D2/264, 265, 274, 311, D2/317-321; 36/25 R, 28, 29, 32 R, 59 R, 59 C, 114, 132, 136**

[56] References Cited

U.S. PATENT DOCUMENTS

D. 311,447	10/1990	Hatfield	D2/320
D. 311,810	11/1990	Hatfield	D2/320
D. 315,442	3/1991	Kilgore et al.	D2/320
D. 316,324	4/1991	Rogers	D2/320
D. 317,828	7/1991	Rogers	D2/320
D. 319,337	8/1991	Hatfield	D2/320
D. 321,973	12/1991	Hatfield	D2/320
D. 323,423	1/1992	Rogers	D2/320
D. 323,927	2/1992	Rogers	D2/320
D. 324,449	3/1992	Hatfield	D2/320
3,793,750	2/1974	Bowerman	36/59 C

OTHER PUBLICATIONS

The Fall 1991 Nike Footwear Catalog, published Jan., 1991 pp. 68, 66, 60, 32 and 8.

The Spring 1991 Nike Footwear Catalog, published Jun., 1991 pp. 62 and 68.

Primary Examiner—Louis S. Zarfaz
Attorney, Agent, or Firm—Banner, Birch, McKie & Beckett

[57] CLAIM

The ornamental design for a shoe sole bottom, as shown and described.

DESCRIPTION

FIG. 1 is a bottom plan view of a shoe sole bottom showing our new design;

FIG. 2 is a cross section of the sole as shown in section 2—2 of FIG. 1;

FIG. 3 is a cross section of the sole as shown in section 3—3 of FIG. 1;

FIG. 4 is a cross section of the sole as shown in section 4—4 of FIG. 1;

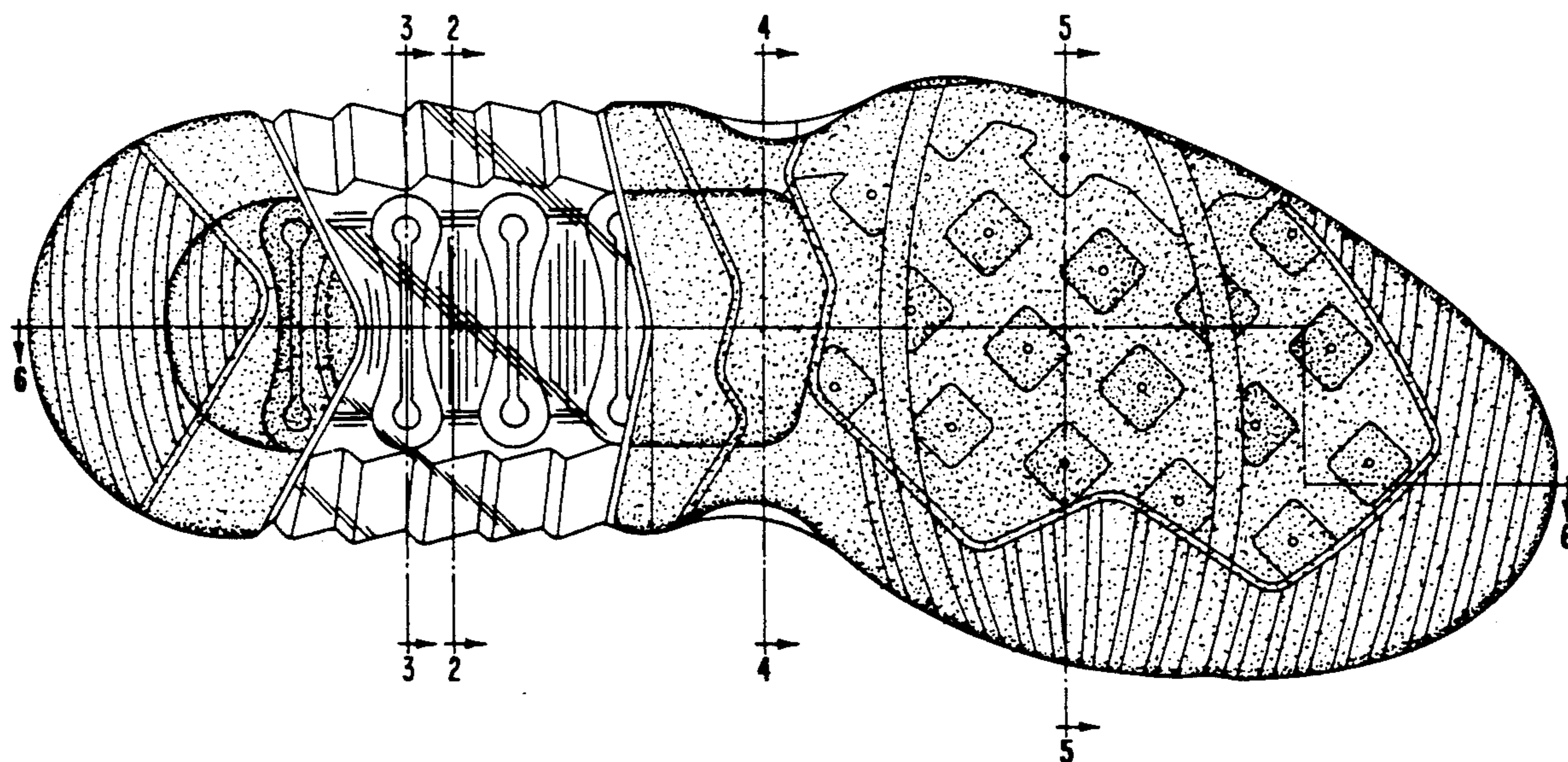
FIG. 5 is a cross section of the sole as shown in section 5—5 of FIG. 1;

FIG. 6 is a cross section of the sole as shown in section 6—6 of FIG. 1;

FIG. 7 is a side elevational view of one side of the sole shown in FIG. 1; and,

FIG. 8 is a side elevational view of the other side of the sole shown in FIG. 1.

The cross section figures illustrate the shoe sole bottom only in the cross sectional planes.



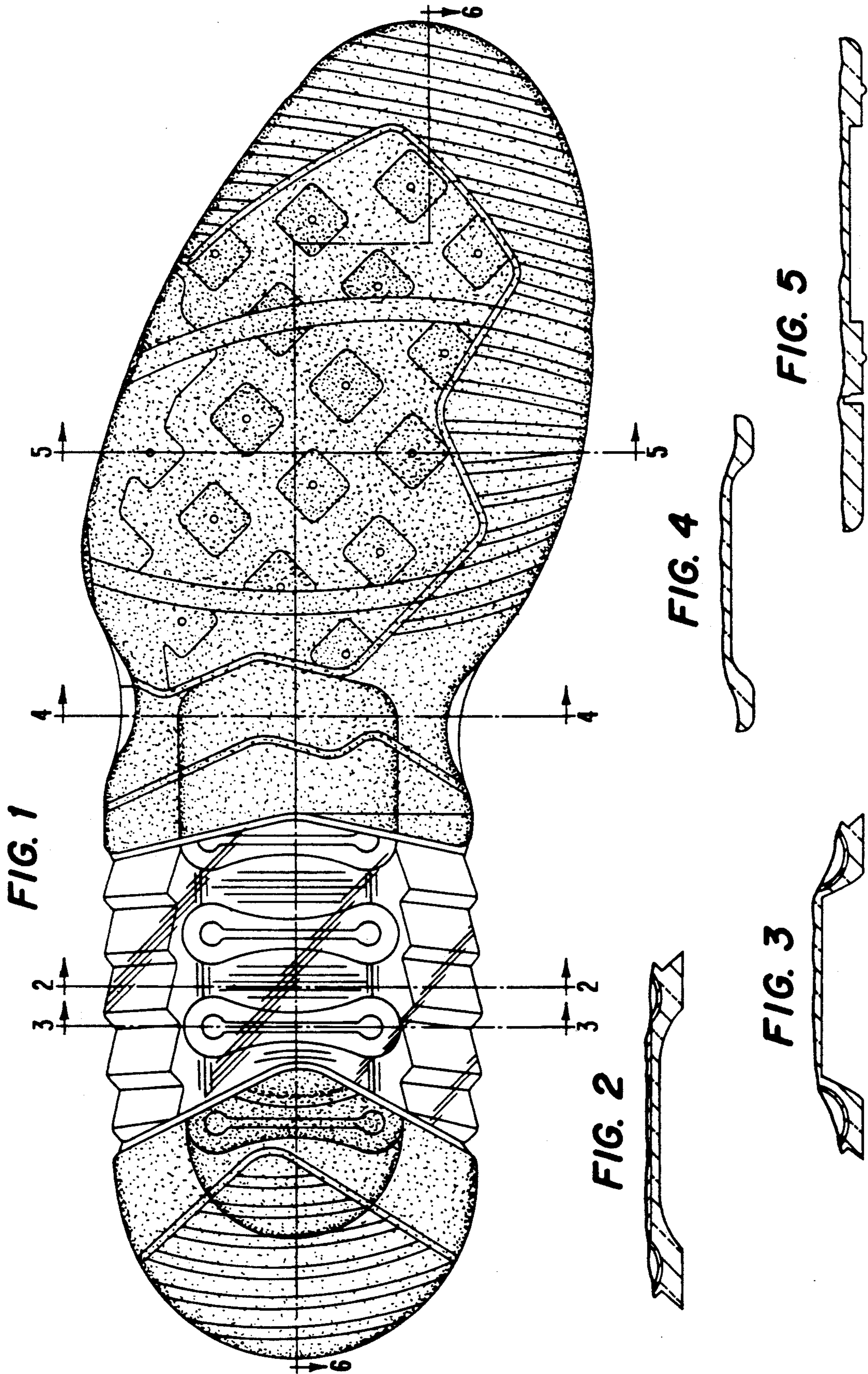


FIG. 6

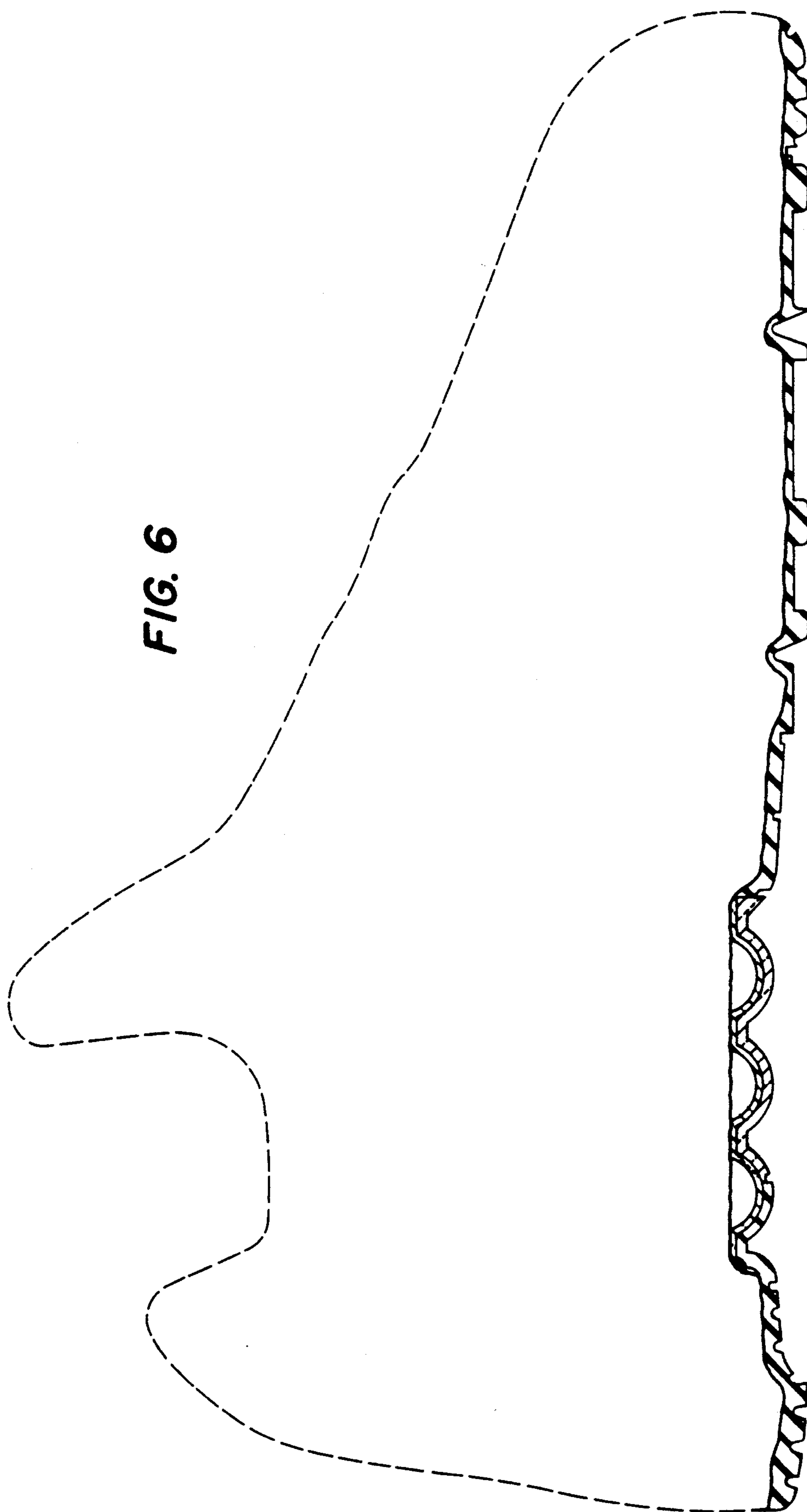
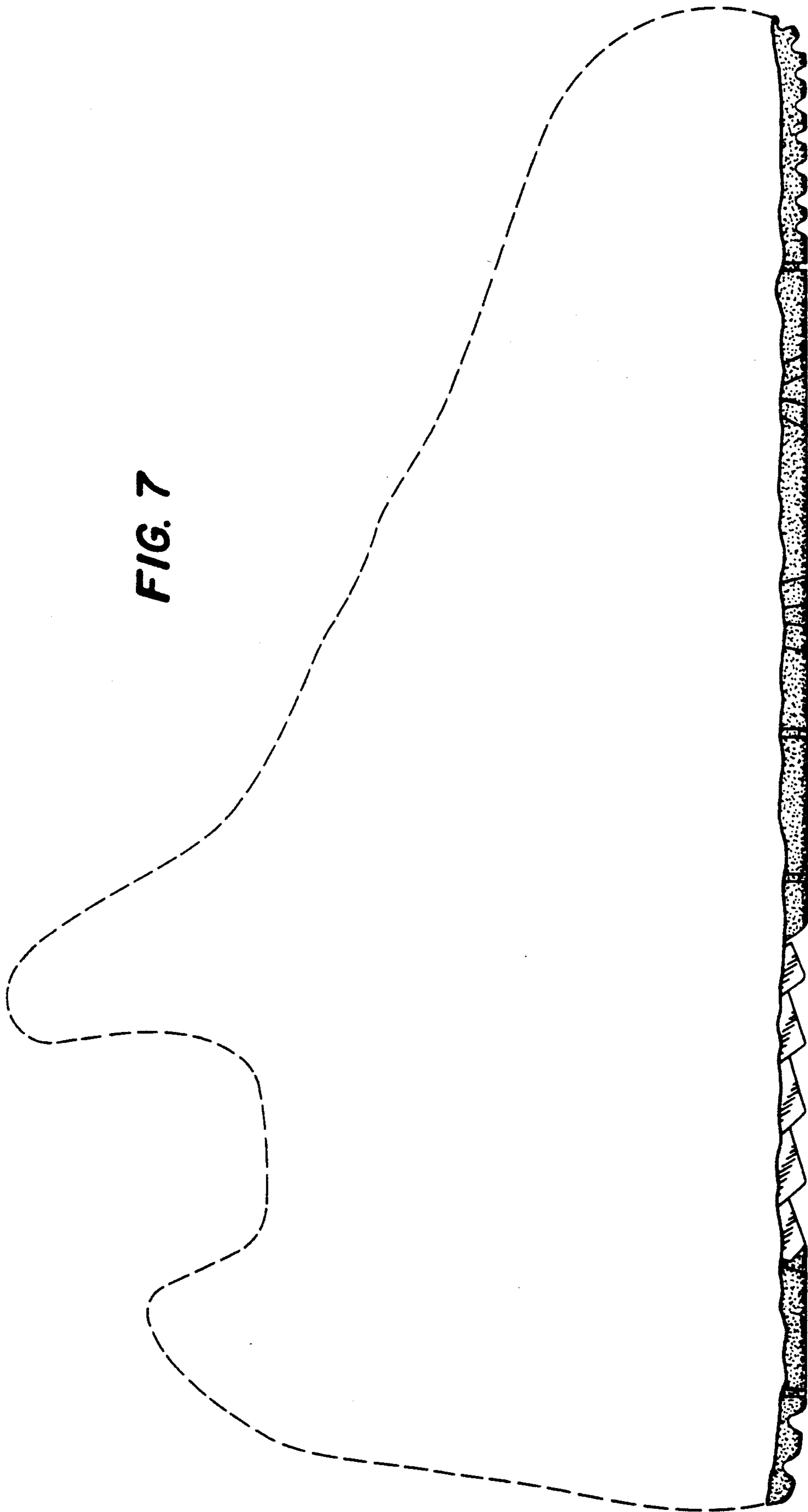


FIG. 7



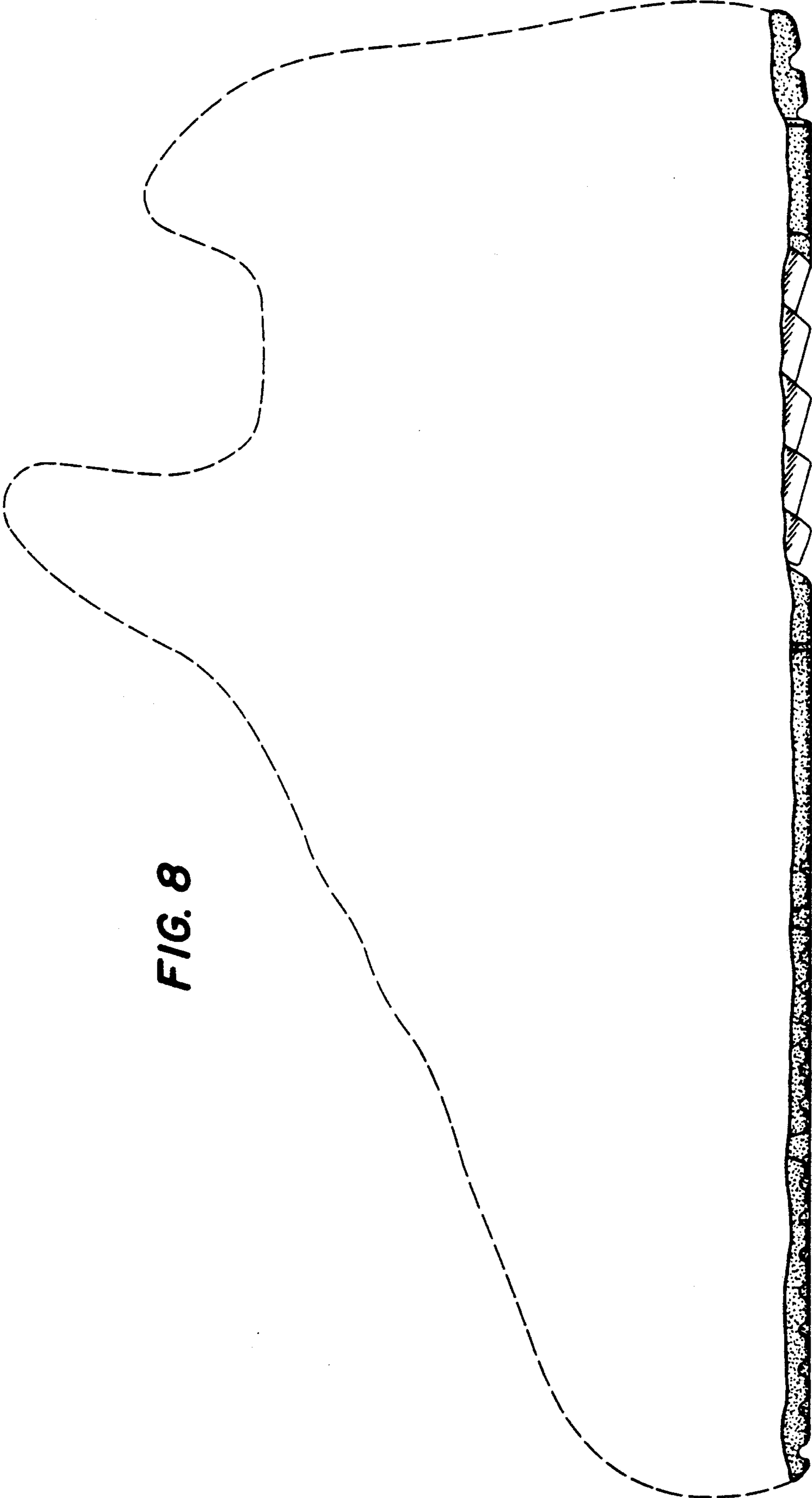


FIG. 8