



US00D332514S

# United States Patent [19]

[11] Patent Number: Des. 332,514

Brandoff

[45] Date of Patent: \*\* Jan. 19, 1993

[54] COMBINED VEST AND HEATING ELEMENT

4,302,850 12/1981 Marshima ..... D2/184

[76] Inventor: Norman H. Brandoff, 353 Windsor Park La., Havertown, Pa. 19083

### OTHER PUBLICATIONS

The New York Times Magazine: Nov. 23, 1947, "Cape Ann Mighty Mac".

[\*\*] Term: 14 Years

Primary Examiner—A. Hugo Word  
Assistant Examiner—Celia A. Murphy  
Attorney, Agent, or Firm—Terry M. Gernstein

[21] Appl. No.: 567,343

[22] Filed: Aug. 14, 1990

### [57] CLAIM

[52] U.S. Cl. .... D2/184; D2/183; D2/187; D2/190

The ornamental design for a combined vest and heating element, as shown and described.

[58] Field of Search ..... D2/183, 184, 185, 187, D2/190, 191; D29/10; 2/94, 102, 108, 115; 219/211


### DESCRIPTION

### [56] References Cited

#### U.S. PATENT DOCUMENTS

D. 147,127	7/1947	Hutchinson	.....	D2/190
D. 263,006	2/1982	Baker	.....	D2/190
D. 274,194	6/1984	Rutty	.....	D2/184
2,579,383	12/1951	Goudsmit	.....	219/111
3,501,616	3/1970	Arron	.....	219/211
4,028,744	6/1977	Rolando	.....	2/108
4,061,897	12/1977	Thykeson	.....	219/211

FIG. 1 is a perspective view of a combined vest and heating element showing my new design, the portion of the heating element which is not shown is understood to be substantially cylindrical;  
 FIG. 2 is a reduced front elevational view thereof; the heating element being hidden from view;  
 FIG. 3 is a rear elevational view of FIG. 2;  
 FIG. 4 is a left side elevational view of FIG. 2, the right side being a mirror image;  
 FIG. 5 is a top plan view of FIG. 2; and,  
 FIG. 6 is a bottom plan view of FIG. 2.






Fig. 1

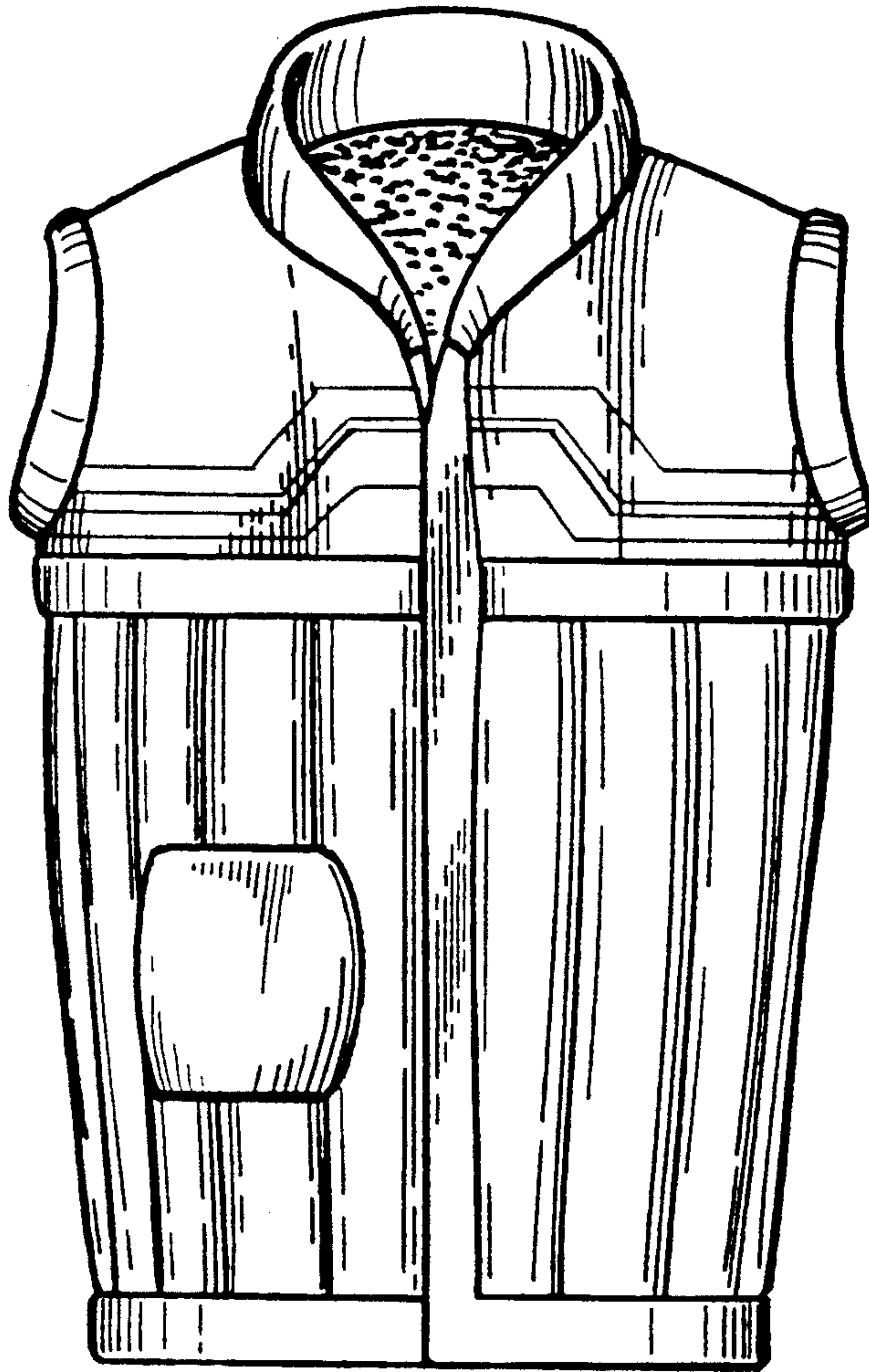


Fig. 2



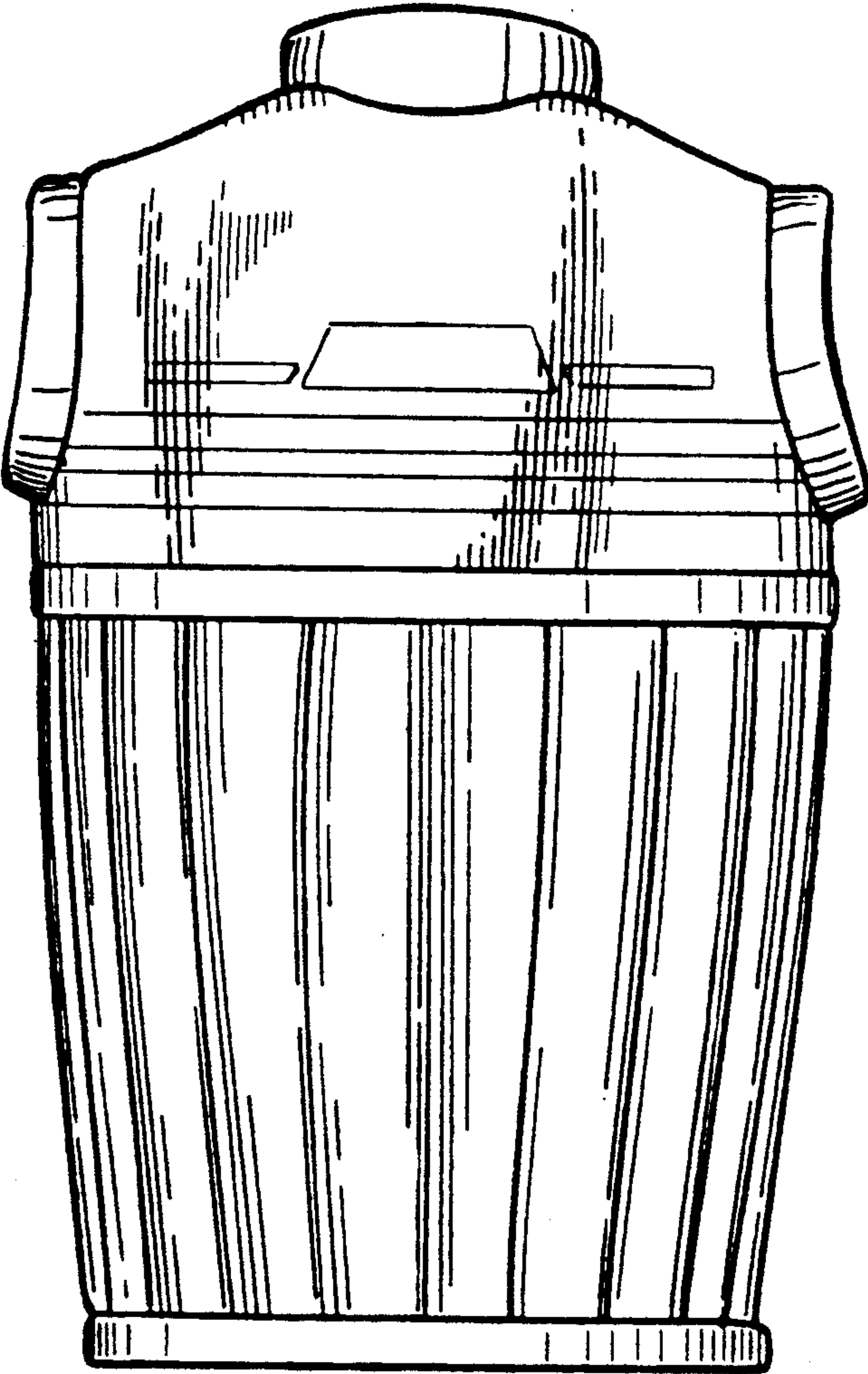


Fig. 3




Fig. 4

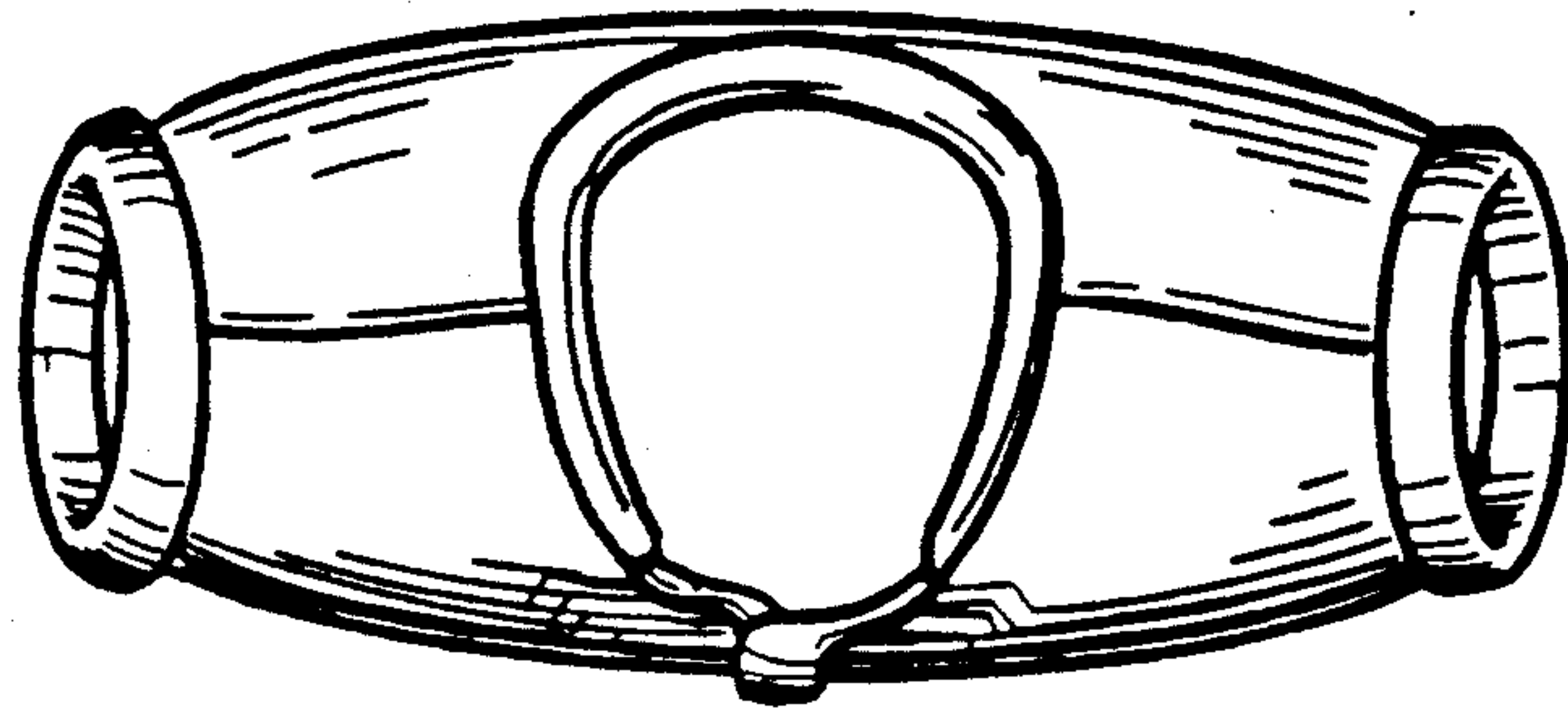


Fig. 5

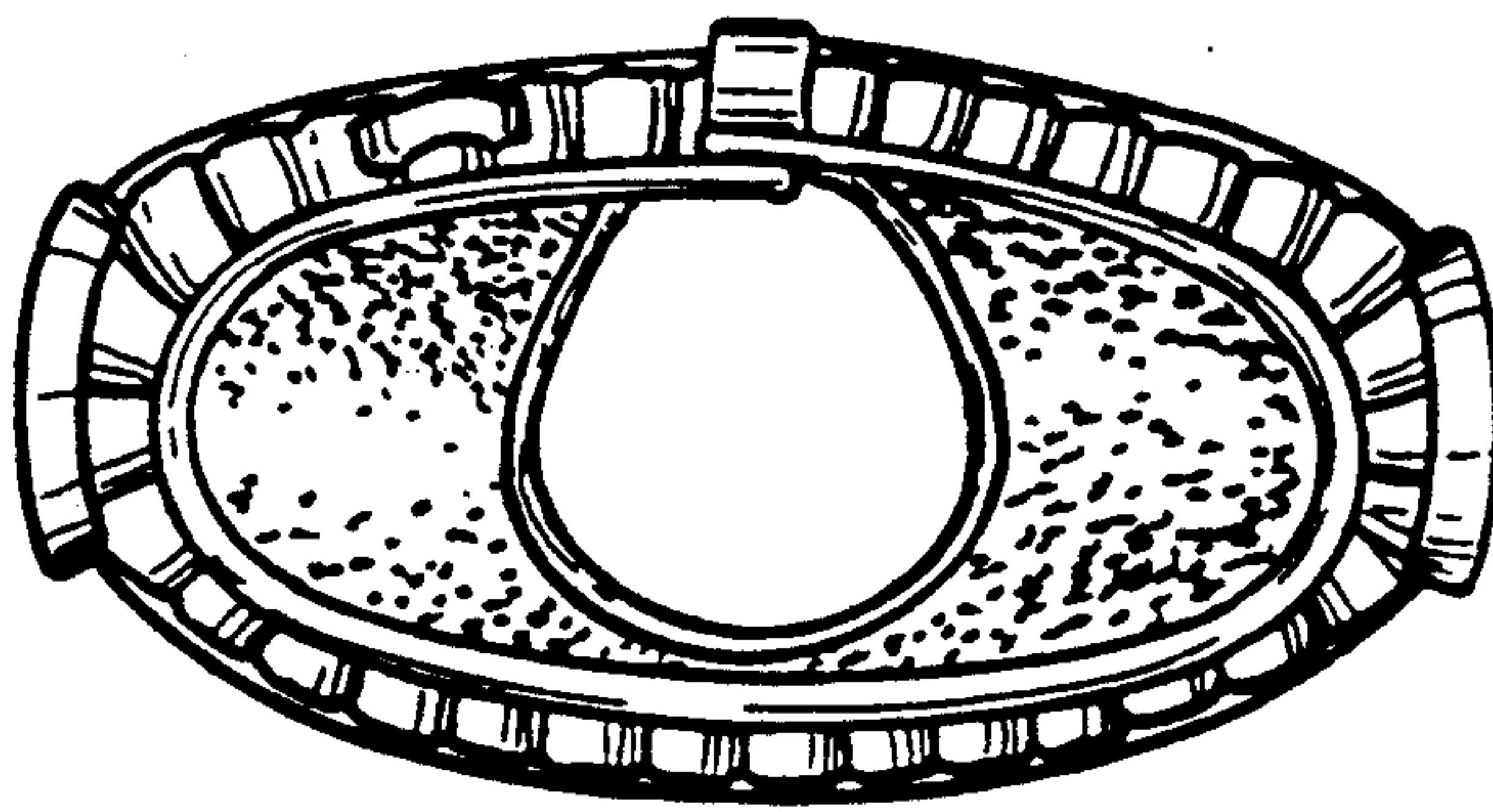


Fig. 6