



US00D332505S

United States Patent [19]

[11] Patent Number: **Des. 332,505**

Ward

[45] Date of Patent: **** Jan. 12, 1993**

[54] **COMB**

[75] Inventor: **Richard K. Ward**, Lapworth, Great Britain

[73] Assignee: **House of Hindes Limited**, Birmingham, England

[**] Term: **14 Years**

[21] Appl. No.: **553,771**

[22] Filed: **Jul. 18, 1990**

D. 307,192 4/1990 Saferstein et al. D28/25
 D. 312,340 11/1990 McCugh D28/31 X
 1,642,916 9/1927 Anderson 132/160

FOREIGN PATENT DOCUMENTS

826489 11/1951 Fed. Rep. of Germany 132/149
 604963 7/1948 United Kingdom D28/31

Primary Examiner—Bernard Ansher
Assistant Examiner—C. Tuttle
Attorney, Agent, or Firm—Nixon & Vanderhye

[30] Foreign Application Priority Data

Feb. 2, 1990 [GB] United Kingdom 2004433

[52] U.S. Cl. **D28/31; D28/21**

[58] Field of Search **D28/21-34; D30/159; 132/219, 149**

[57] CLAIM

The ornamental design for a comb, as shown and described.

DESCRIPTION

FIG. 1 is a side elevational view of a comb showing my new design, the side opposite being a mirror image of the side shown;
 FIG. 2 is a top plan view thereof;
 FIG. 3 is a bottom plan view thereof; and,
 FIG. 4 is an elevational view seen from the left side of FIG. 1, the side opposite being identical to the side shown.

[56] References Cited

U.S. PATENT DOCUMENTS

D. 225,474 12/1972 Brooks D28/25
 D. 231,806 6/1974 Kirkpatrick D28/25
 D. 247,395 2/1978 Earl D28/31
 D. 274,847 7/1984 Allpress D28/21

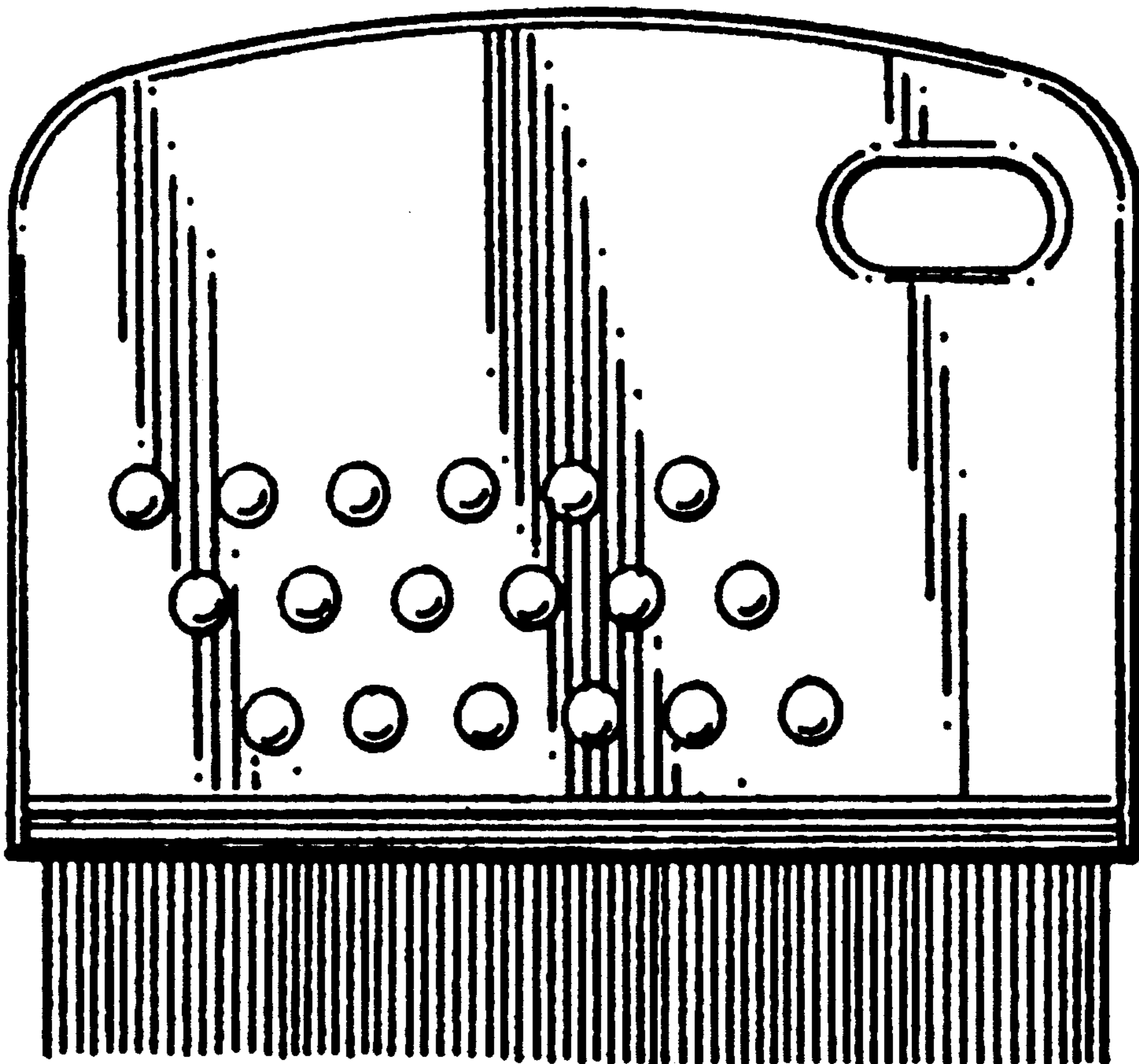


FIG. 1

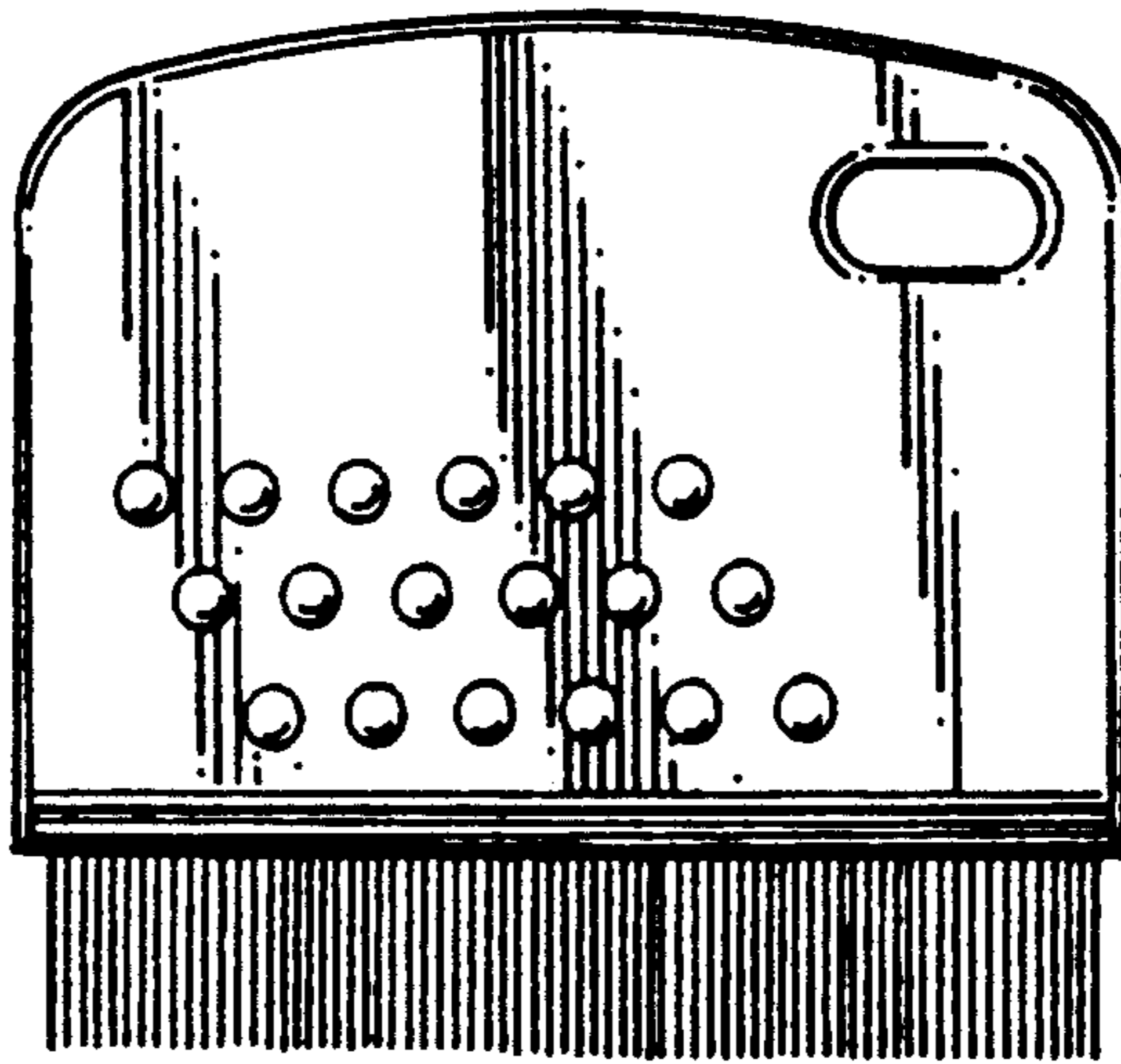


FIG. 2




FIG. 3




FIG. 4

