



US00D332495S

United States Patent [19] Lake

[11] Patent Number: **Des. 332,495**

[45] Date of Patent: **** Jan. 12, 1993**

[54] PELVIC LAP RESTRAINT

[76] Inventor: **Mae Lake**, Barnabas Rd.,
Hawleyville, Conn. 06440

[**] Term: **14 Years**

[21] Appl. No.: **462,449**

[22] Filed: **Jan. 9, 1990**

[52] U.S. Cl. **D24/190**

[58] Field of Search D24/190, 189; 297/464,
297/466, 467, 468; 128/845, 846, 876, 869, 870;
602/4, 5, 62, 17

[56] **References Cited**

U.S. PATENT DOCUMENTS

3,669,107 6/1972 Posey 128/845 X
3,680,554 8/1972 Sanchez 128/845 X

3,776,244 12/1973 Morgan 602/17 X
4,108,170 8/1978 Spann 128/845 X
4,170,991 10/1979 Kella .
4,190,287 2/1980 Lemisch et al. 297/466
4,509,797 4/1985 Mullaly .
4,795,216 1/1989 Culver .


Primary Examiner—Stella Reid
Attorney, Agent, or Firm—Terry M. Gernstein

[57] CLAIM

The ornamental design for a pelvic lap restraint, as shown and described.

DESCRIPTION

FIG. 1 is a front perspective view of a pelvic lap restraint showing my new design;
FIG. 2 is a rear elevational view thereof; and,
FIG. 3 is a side elevational view thereof, the opposite side elevational view being identical thereto.



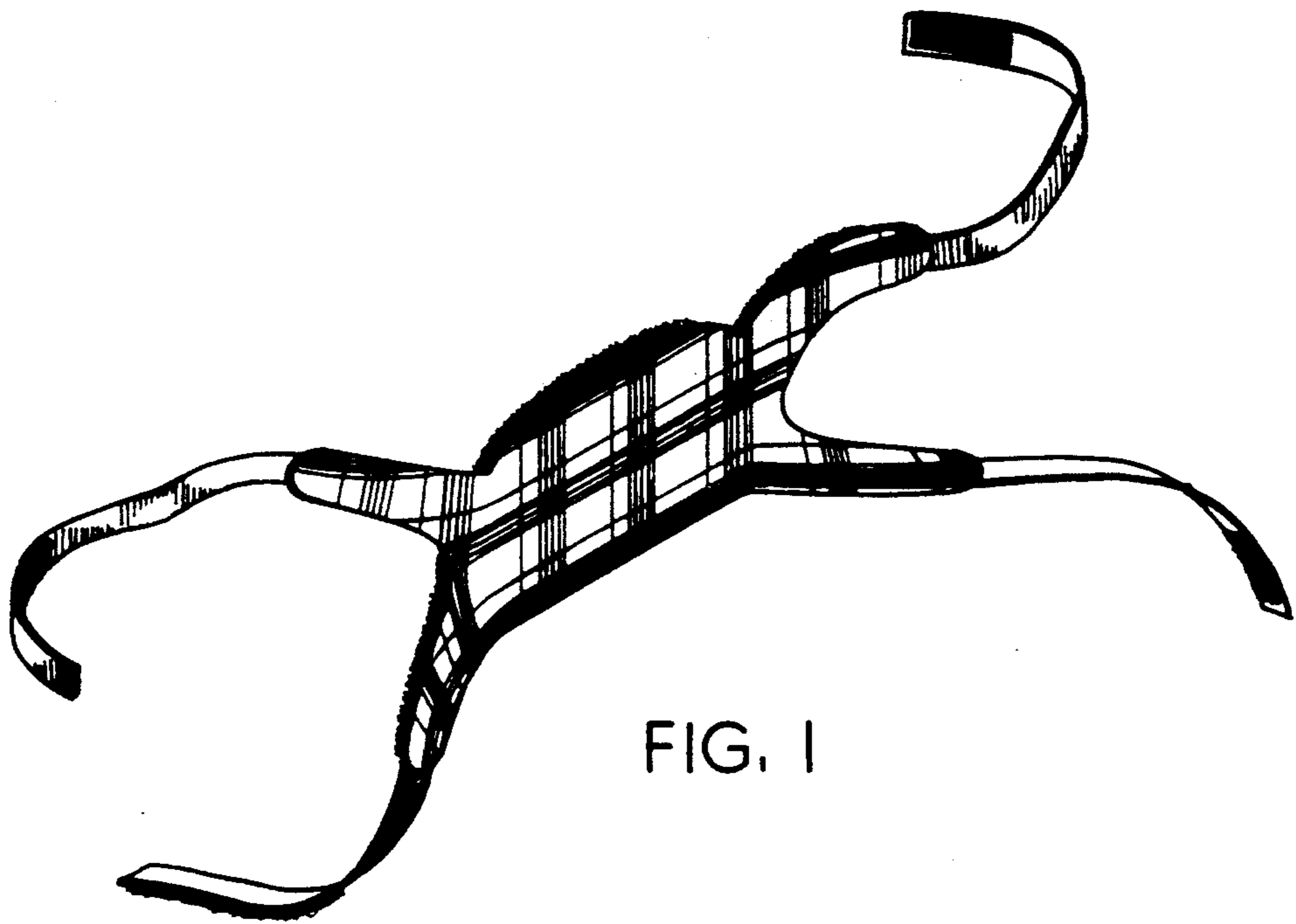


FIG. 1

FIG. 2

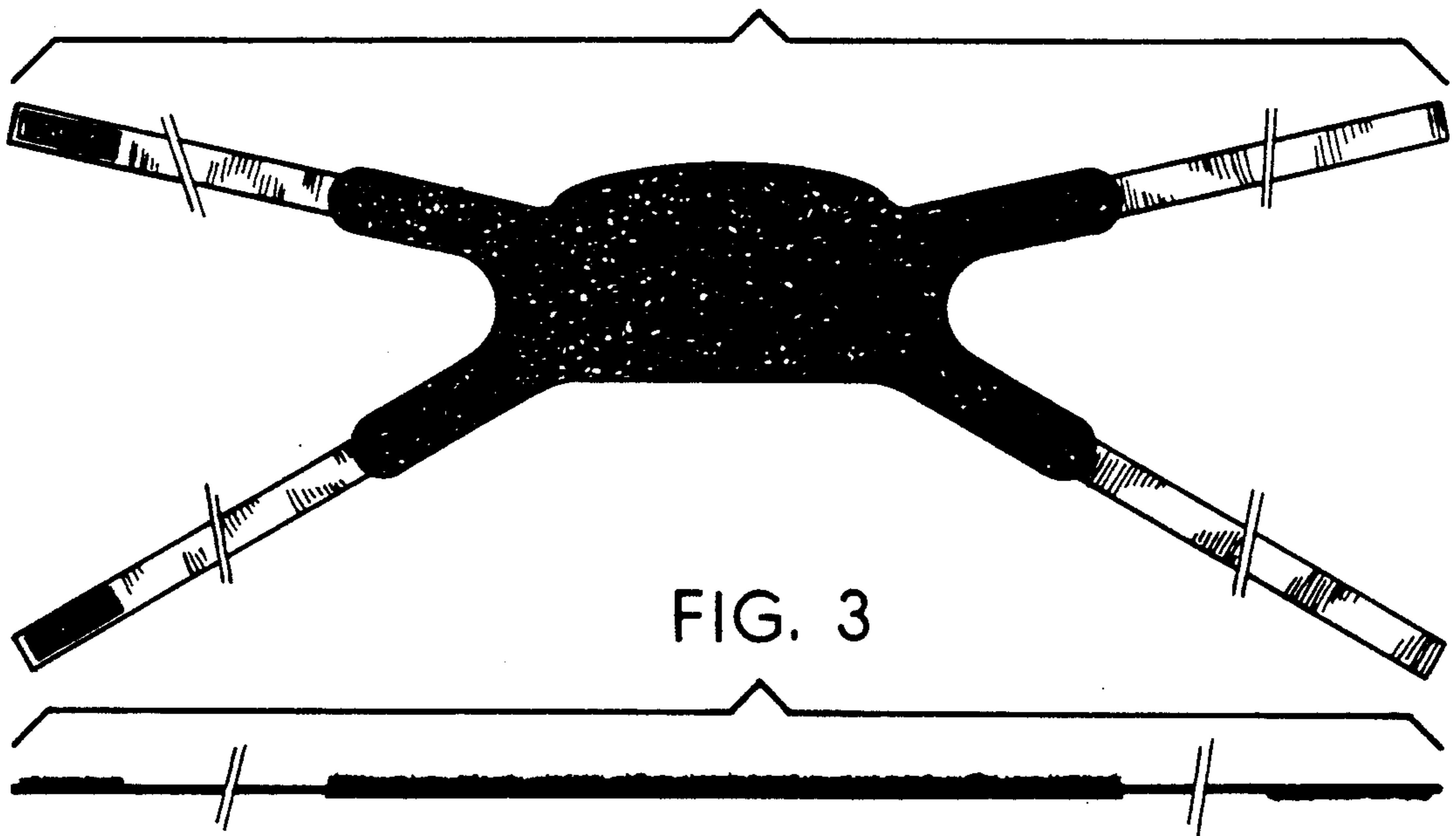


FIG. 3