



US00D332490S

United States Patent [19]

[11] Patent Number: **Des. 332,490**

Brown et al.

[45] Date of Patent: **** Jan. 12, 1993**

[54] **DISPOSABLE LANCET CAP**

4,577,630 3/1986 Nitzsche et al. 606/182
5,074,872 12/1991 Brown et al. 606/182

[75] Inventors: **Michael K. Brown; William C. Taylor**, both of Elkhart; **Robert C. Whitson**, Osceola, all of Ind.

Primary Examiner—Stella Reid
Assistant Examiner—I. Simmons
Attorney, Agent, or Firm—Roger N. Coe

[73] Assignee: **Miles Inc., Elkhart, Ind.**

[57] **CLAIM**

[**] Term: **14 Years**

The ornamental design for disposable lancet cap, as shown and described.

[21] Appl. No.: **507,897**

DESCRIPTION

[22] Filed: **Apr. 12, 1990**

[52] U.S. Cl. **D24/130; D24/147**

[58] Field of Search **D24/146, 147; 604/192, 604/197, 198; 606/181, 182, 183, 184, 185, 167; 128/914, 246**

FIG. 1 is a side elevational view of a disposable lancet cap, showing our new design; the broken line showing is for illustrative purposes only and forms no part of the claimed design;

FIG. 2 is a top plan view thereof;

FIG. 3 is a front elevational view thereof, the rear elevational view being identical thereto;


FIG. 4 is a side elevational view thereof, opposite that shown in FIG. 1; and,

FIG. 5 is a bottom plan view thereof.

[56] References Cited

U.S. PATENT DOCUMENTS

D. 320,277 9/1990 Gyure et al. D24/130
D. 323,556 1/1992 Miyaguchi D24/147






FIG. 1




FIG. 2




FIG. 3




FIG. 4

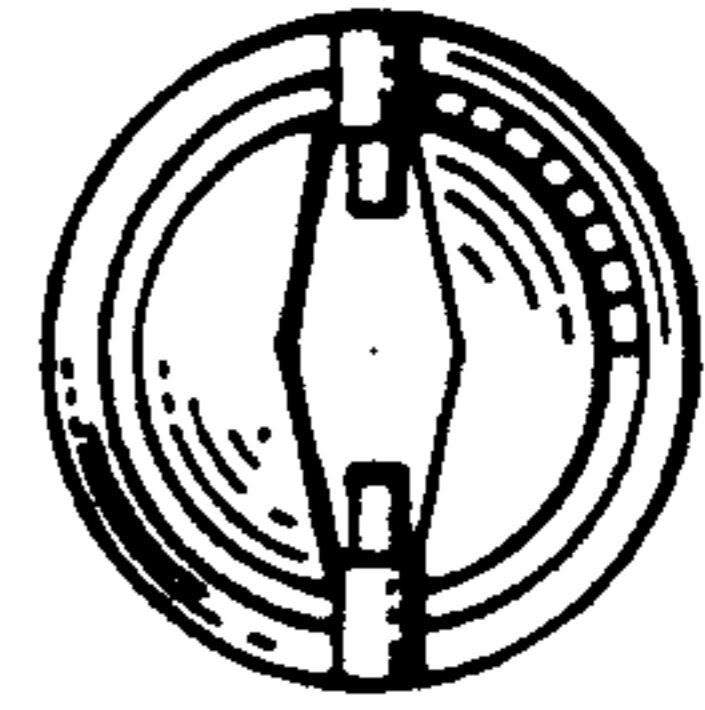


FIG. 5