



US00D332480S

United States Patent [19]

[11] Patent Number: **Des. 332,480**

Sieren

[45] Date of Patent: **** Jan. 12, 1993**

[54] **WATER SOFTENER CABINET**

[75] Inventor: **Michael P. Sieren, Milwaukee, Wis.**

[73] Assignee: **Wm. R. Hague, Inc., Groveport, Ohio**

[**] Term: **14 Years**

[21] Appl. No.: **706,102**

[22] Filed: **May 28, 1991**

[52] U.S. Cl. **D23/207**

[58] Field of Search **D23/207-210; 210/97, 198.1, 205-206, 231, 244-246, 257.1-257.2, 258, 260-261, 275, 282, 287-290, 295, 321.6, 321.78, 348, 416.3, 443-449**

[56] **References Cited**

U.S. PATENT DOCUMENTS

- D. 224,654 8/1972 Campbell D23/207
- D. 224,708 9/1972 Marsh D23/207

- D. 231,456 4/1974 Marsh D23/207
- D. 242,041 10/1976 Marsh D23/207
- D. 316,741 5/1991 Kurth et al. D23/209

Primary Examiner—Susan J. Lucas
Assistant Examiner—M. H. Tung
Attorney, Agent, or Firm—Mueller and Smith

[57] **CLAIM**

The ornamental design for water softener cabinet, as shown and described.

DESCRIPTION

FIG. 1 is a perspective view of the water softener cabinet showing my new design;
FIG. 2 is a front elevational view thereof;
FIG. 3 is a top plan view thereof;
FIG. 4 is a side elevational view, the opposite side being a mirror image;
FIG. 5 is a rear elevational view thereof; and,
FIG. 6 is a bottom plan view thereof.

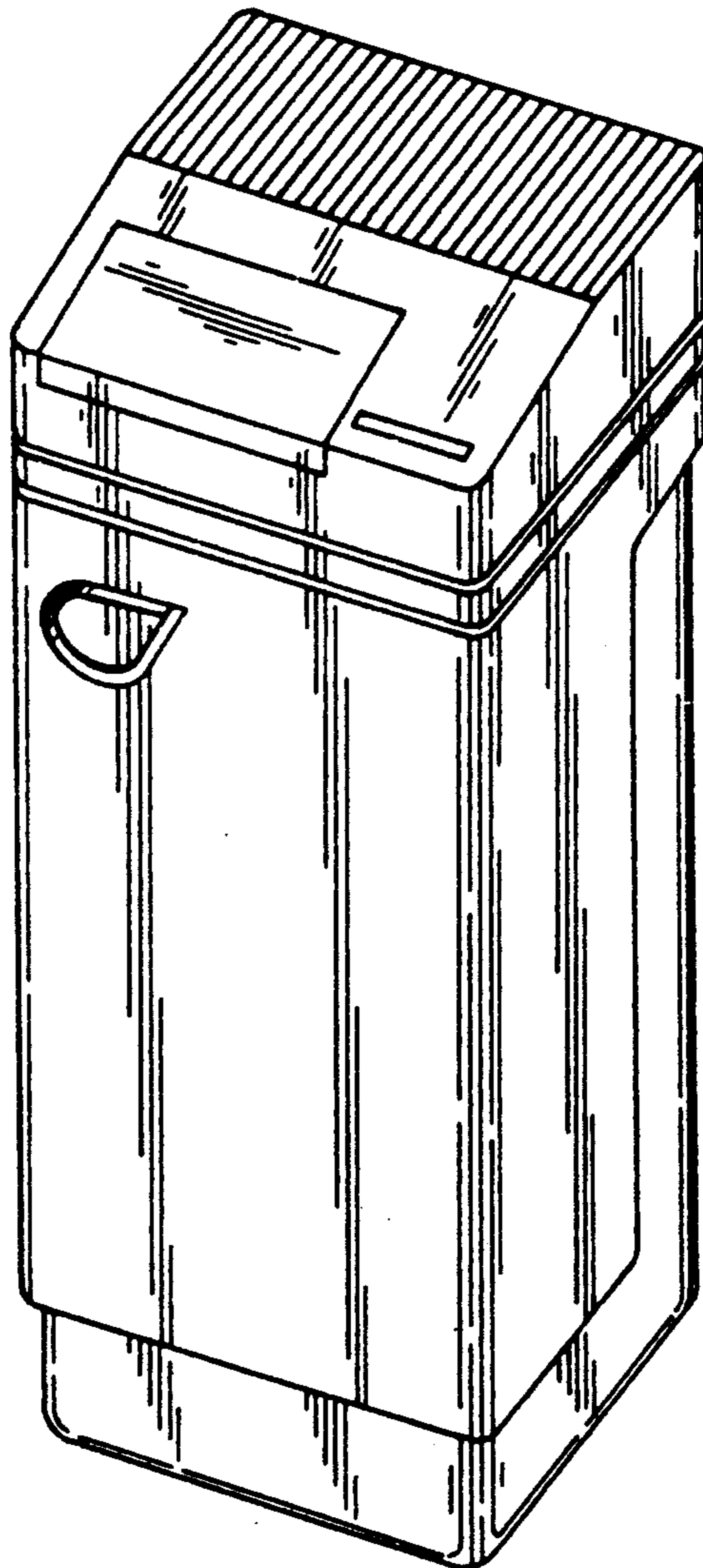


FIG. 1

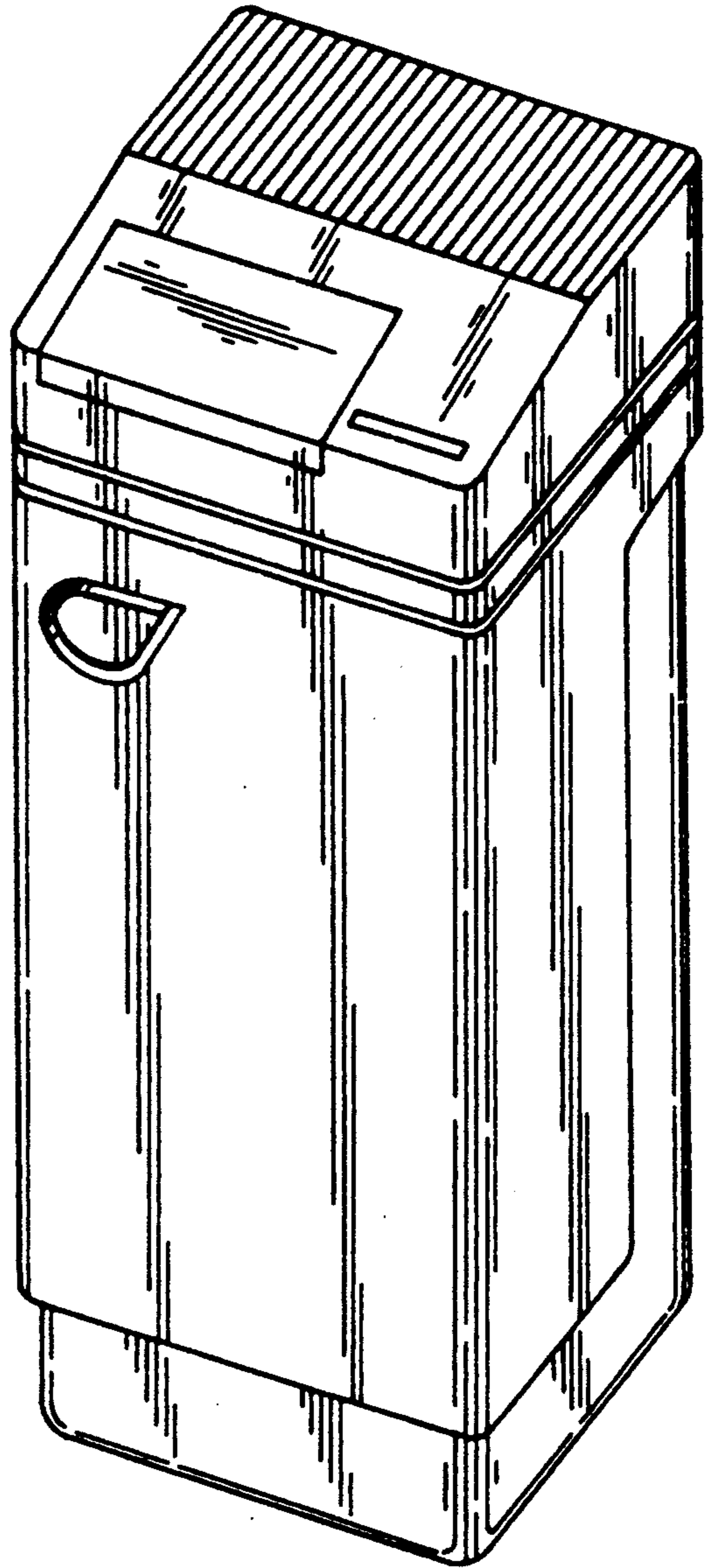


FIG. 2




FIG. 3

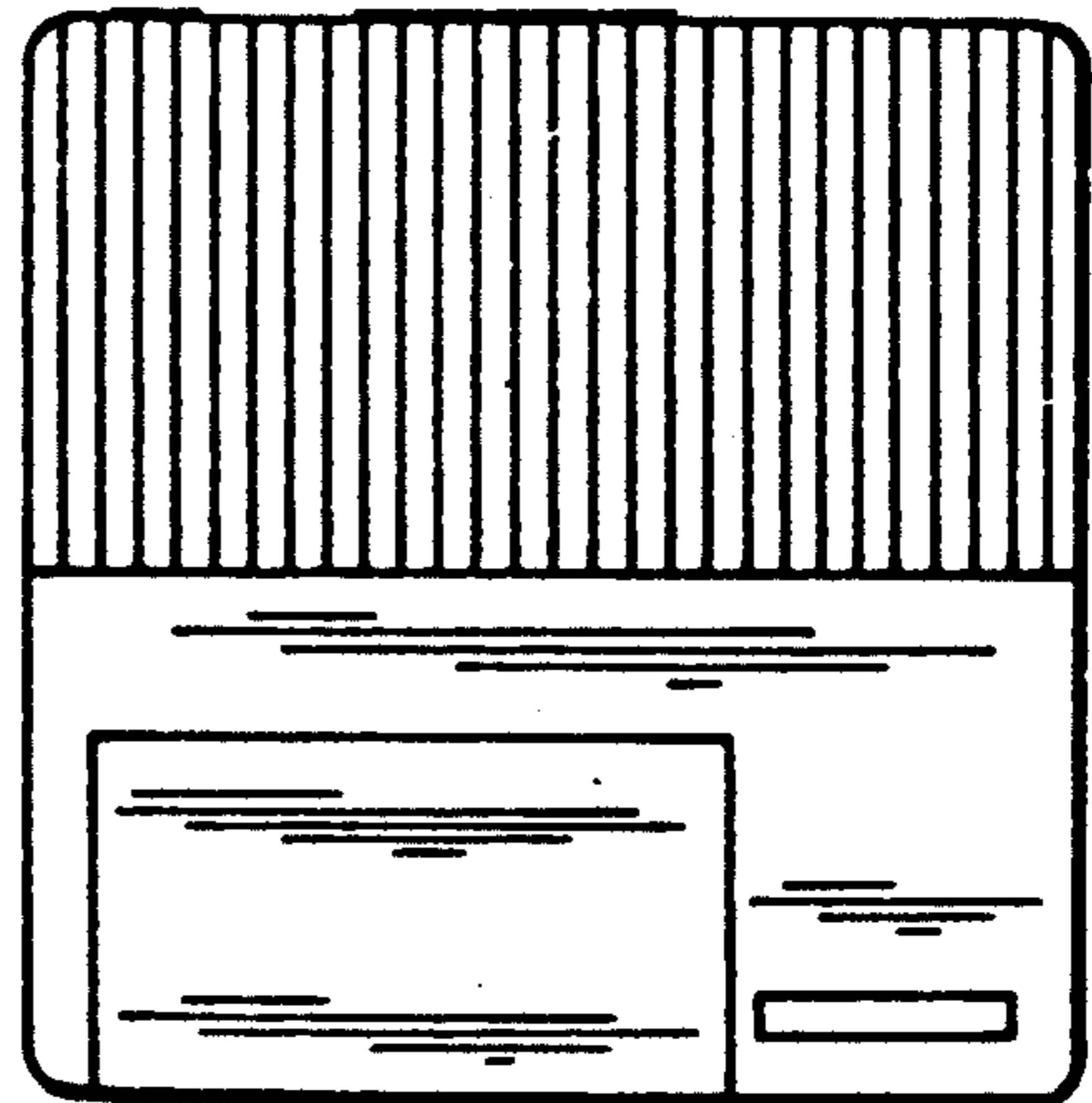


FIG. 5




FIG. 4




FIG. 6

