



US00D332471S

United States Patent [19]

[11] Patent Number: **Des. 332,471**

Rahbek

[45] Date of Patent: **** Jan. 12, 1993**

- [54] ELEMENT FOR A TOY BUILDING SET
- [75] Inventor: **Helle Rahbek, Vildbjerg, Denmark**
- [73] Assignee: **Interlego A.G., Baar, Switzerland**
- [**] Term: **14 Years**
- [21] Appl. No.: **789,108**
- [22] Filed: **Nov. 6, 1991**
- [52] U.S. Cl. **D21/108**
- [58] Field of Search **D21/108; 446/107, 120, 446/124, 125, 128**

4,992,069 2/1991 Bolli 446/128

Primary Examiner—Bernard Ansher
Assistant Examiner—R. Barkai
Attorney, Agent, or Firm—Kane, Dalsimer, Sullivan, Kurucz, Levy, Eisele and Richard

[57] CLAIM


The ornamental design for an element for a toy building set, as shown and described.

DESCRIPTION

FIG. 1 is a top perspective view of the element for a toy building set showing my new design;
 FIG. 2 is a bottom perspective view thereof;
 FIG. 3 is a right side elevational view thereof;
 FIG. 4 is a front elevational view thereof;
 FIG. 5 is a left side elevational view thereof;
 FIG. 6 is a rear elevational view thereof;
 FIG. 7 is a top plan view thereof; and,
 FIG. 8 is a bottom plan view thereof.

[56] **References Cited**
U.S. PATENT DOCUMENTS

D. 246,927	1/1978	Christiansen	D21/108
D. 314,405	2/1991	Pedersen	D21/108
D. 318,077	7/1991	Larsen	D21/108
D. 318,696	7/1991	Hoyer	D21/108
4,880,384	11/1989	Murphy	446/128






FIG. 1

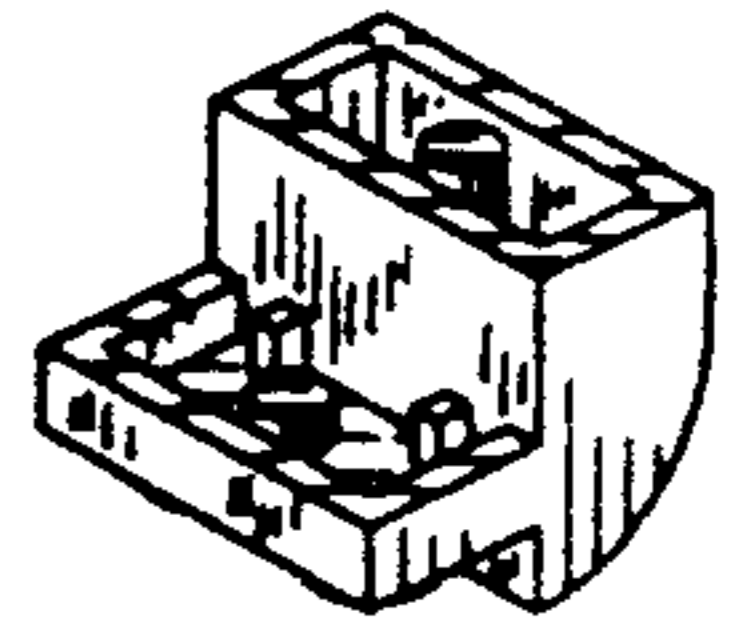


FIG. 2

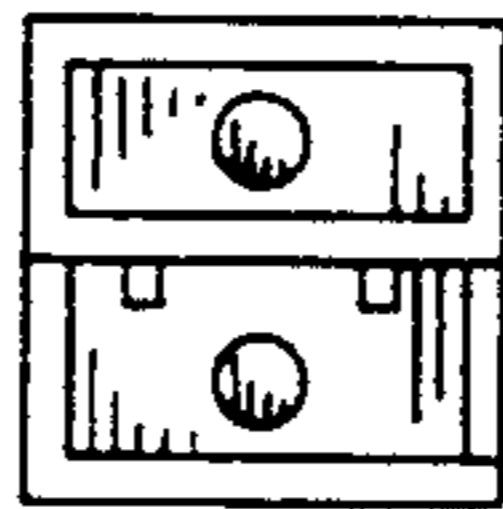


FIG. 8



FIG. 6




FIG. 5

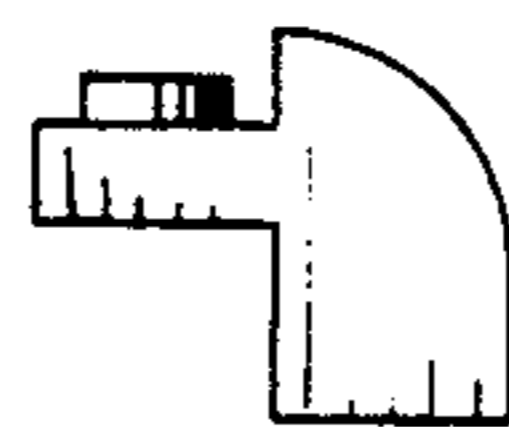


FIG. 4

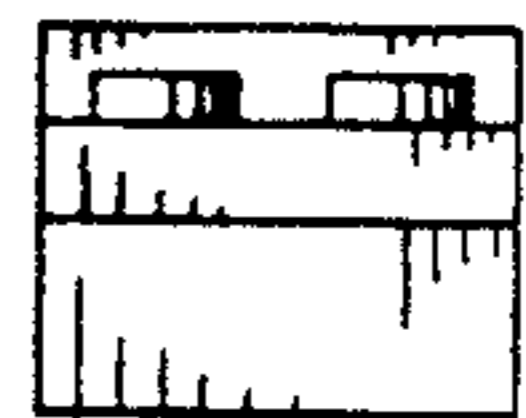


FIG. 3




FIG. 7