



US00D332469S

United States Patent [19]

Bowman

[11] **Patent Number: Des. 332,469**

[45] **Date of Patent: ** Jan. 12, 1993**

[54] **DISPENSING MACHINE**

4,675,515 6/1987 Lucero 186/41 X
4,735,289 4/1988 Kenyon 186/37

[76] **Inventor: Edward E. Bowman, 1801
Mansfield-Lucas Rd., Mansfield,
Ohio 44903**

[**] **Term: 14 Years**

[21] **Appl. No.: 592,684**

[22] **Filed: Oct. 3, 1990**

[52] **U.S. Cl. D20/4**

[58] **Field of Search D20/4, 2; D99/28, 99;
186/41, 37; 235/379, 381, 386; D14/138;
D18/6, 7, 11**

OTHER PUBLICATIONS

Washington Business, Mar. 2, 1987.

Primary Examiner—A. Hugo Word
Assistant Examiner—Paula Allen Mortimer
Attorney, Agent, or Firm—George Wolken, Jr.

[57] CLAIM

The ornamental design for a dispensing machine, as shown and described.

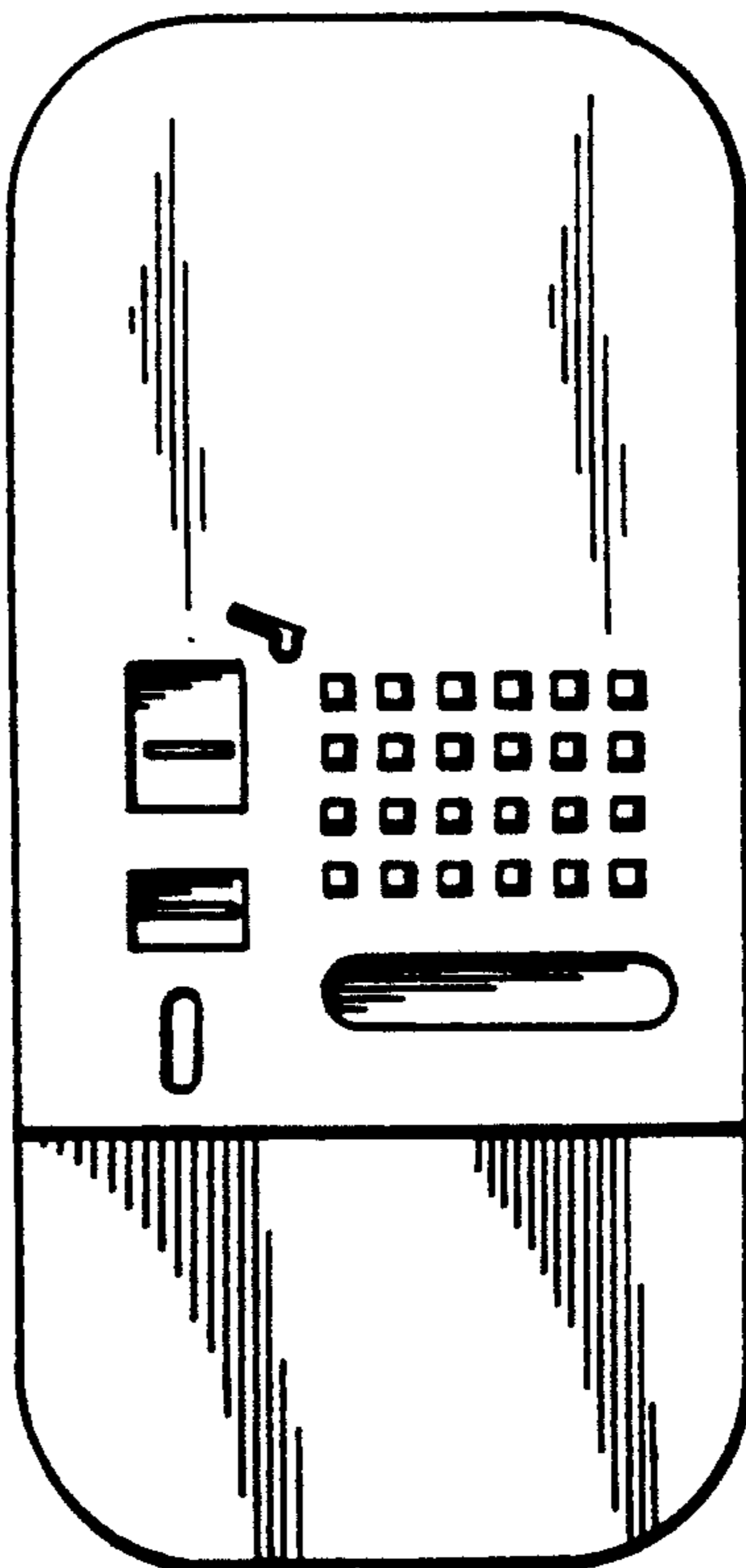
DESCRIPTION

FIG. 1 is a front elevational view of a dispensing machine showing my new design;
FIG. 2 is a rear elevational view thereof;
FIG. 3 is a side elevational view thereof, the opposite side is a mirror image thereof;
FIG. 4 is a top plan view thereof; and,
FIG. 5 is a bottom plan view thereof.

[56] References Cited

U.S. PATENT DOCUMENTS

D. 241,652 9/1976 McCauley D99/28
D. 263,705 4/1982 Fukushima et al. D14/138
D. 281,175 10/1985 Mitchell D20/2
4,367,526 1/1983 McGeary et al. D18/6 X
4,614,861 9/1986 Paulov et al. 235/381 X



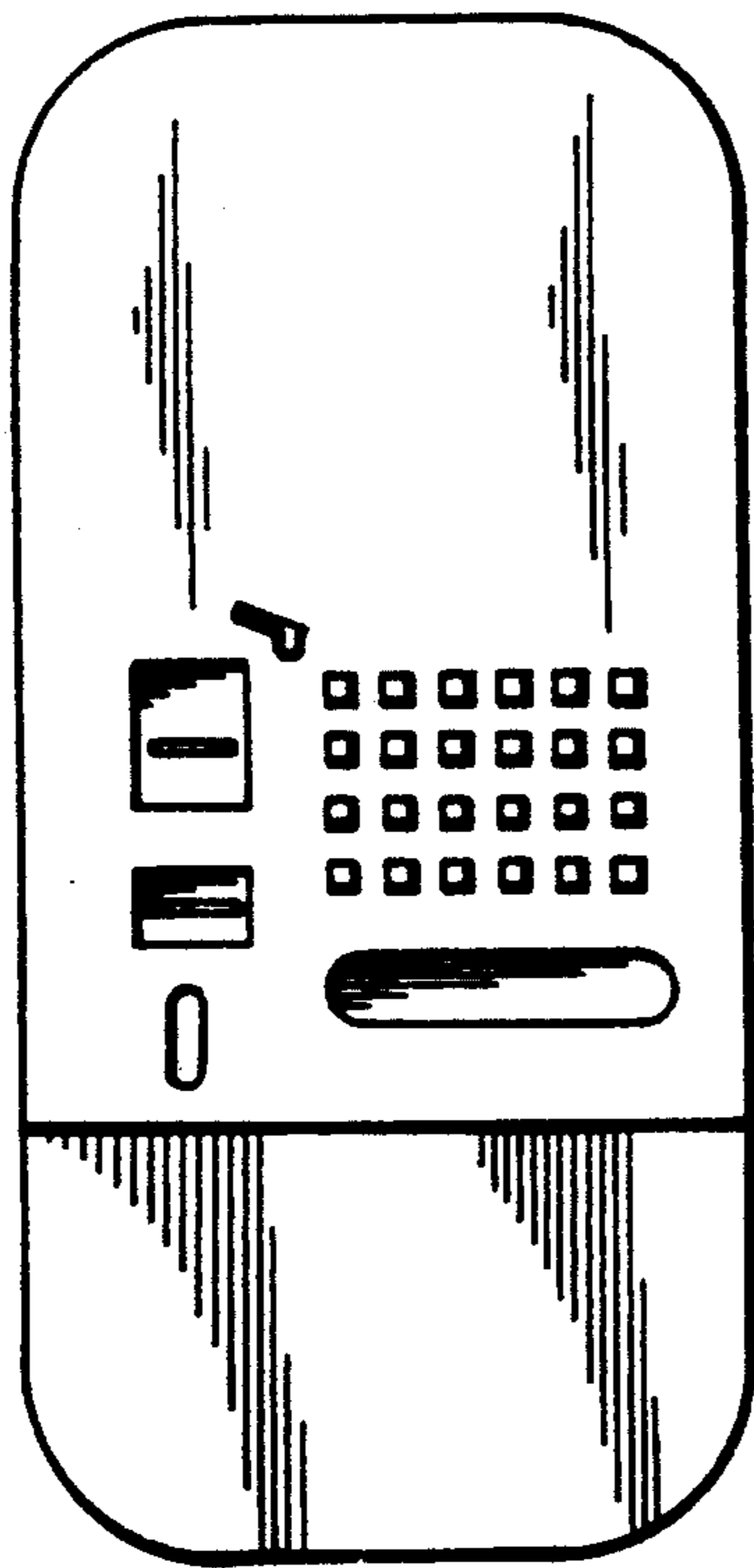


FIG. 1




FIG. 2




FIG. 3

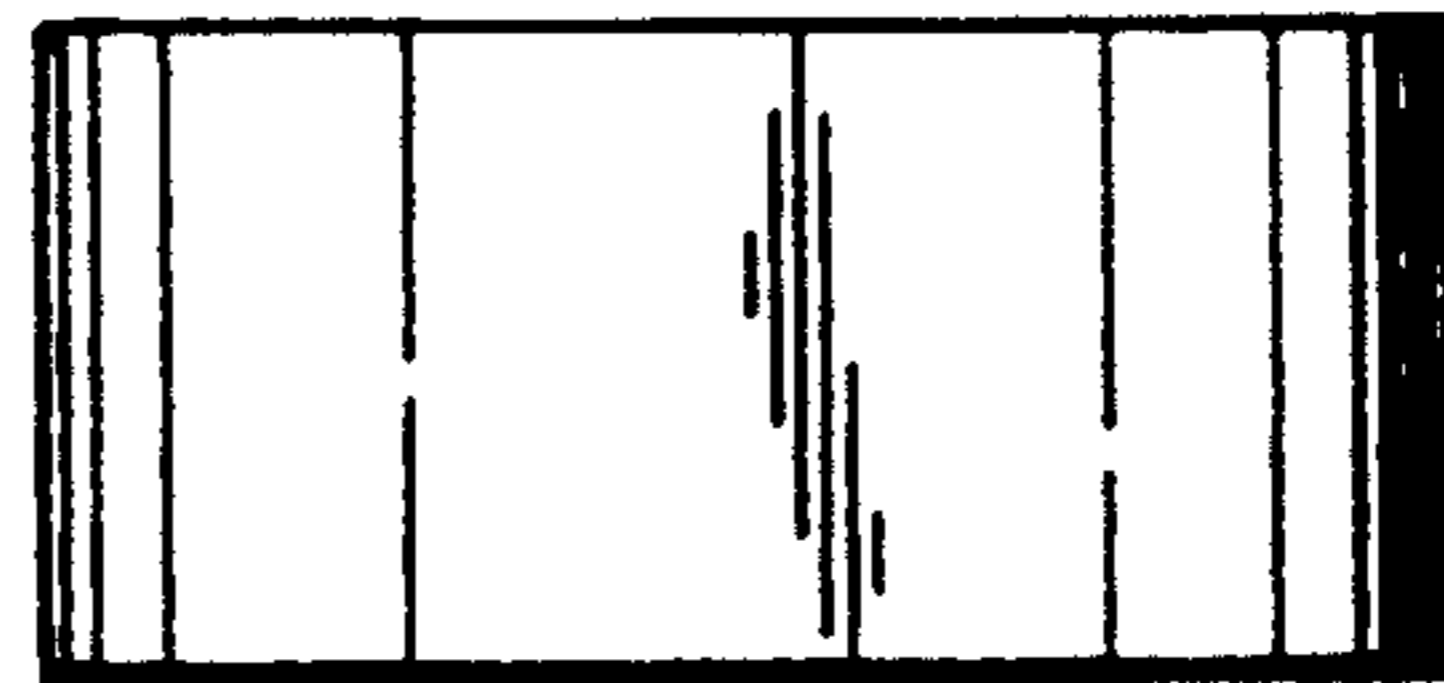


FIG. 4




FIG. 5