



US00D332467S

United States Patent [19]

[11] Patent Number: **Des. 332,467**

Bardman

[45] Date of Patent: **** Jan. 12, 1993**

[54] **TEMPLER FOR POSITIONING A MAILING ADDRESS**

[76] Inventor: **Paul F. Bardman**, P.O. Box 311, Sellersville, Pa. 18960

[**] Term: **14 Years**

[21] Appl. No.: **477,209**

[22] Filed: **Feb. 8, 1990**

[52] U.S. Cl. **D19/37; D19/1; D19/3; D19/100**

[58] Field of Search **D19/37, 38, 39, 40; D10/64; 229/71; 33/362, 363, 364, 365, 366**

[56] **References Cited**

U.S. PATENT DOCUMENTS

1,277,873	9/1918	Crate	33/563
2,409,019	10/1946	Cree	33/562 X
2,690,017	9/1954	Neill	33/563
2,985,464	5/1961	McFarland	229/71 X

3,798,781	3/1974	Wolfe	33/563
4,054,242	10/1977	Strobe	229/71
4,262,422	4/1981	Pass	33/564 X
4,288,028	9/1981	Diaz	229/71 X
4,778,101	10/1988	Paquin	229/71 X

Primary Examiner—Nelson C. Holtje
Assistant Examiner—Martha Thompson
Attorney, Agent, or Firm—Leon Gilden

[57] **CLAIM**

The ornamental design for a templet for positioning a mailing address, as shown and described.

DESCRIPTION

FIG. 1 is a front elevational view of a templet for positioning a mailing address showing my new design; FIG. 2 is a rear elevational view thereof; FIG. 3 is a left side elevational view thereof; FIG. 4 is a right side elevational view thereof; FIG. 5 is a top plan view thereof; and, FIG. 6 is a bottom plan view thereof.

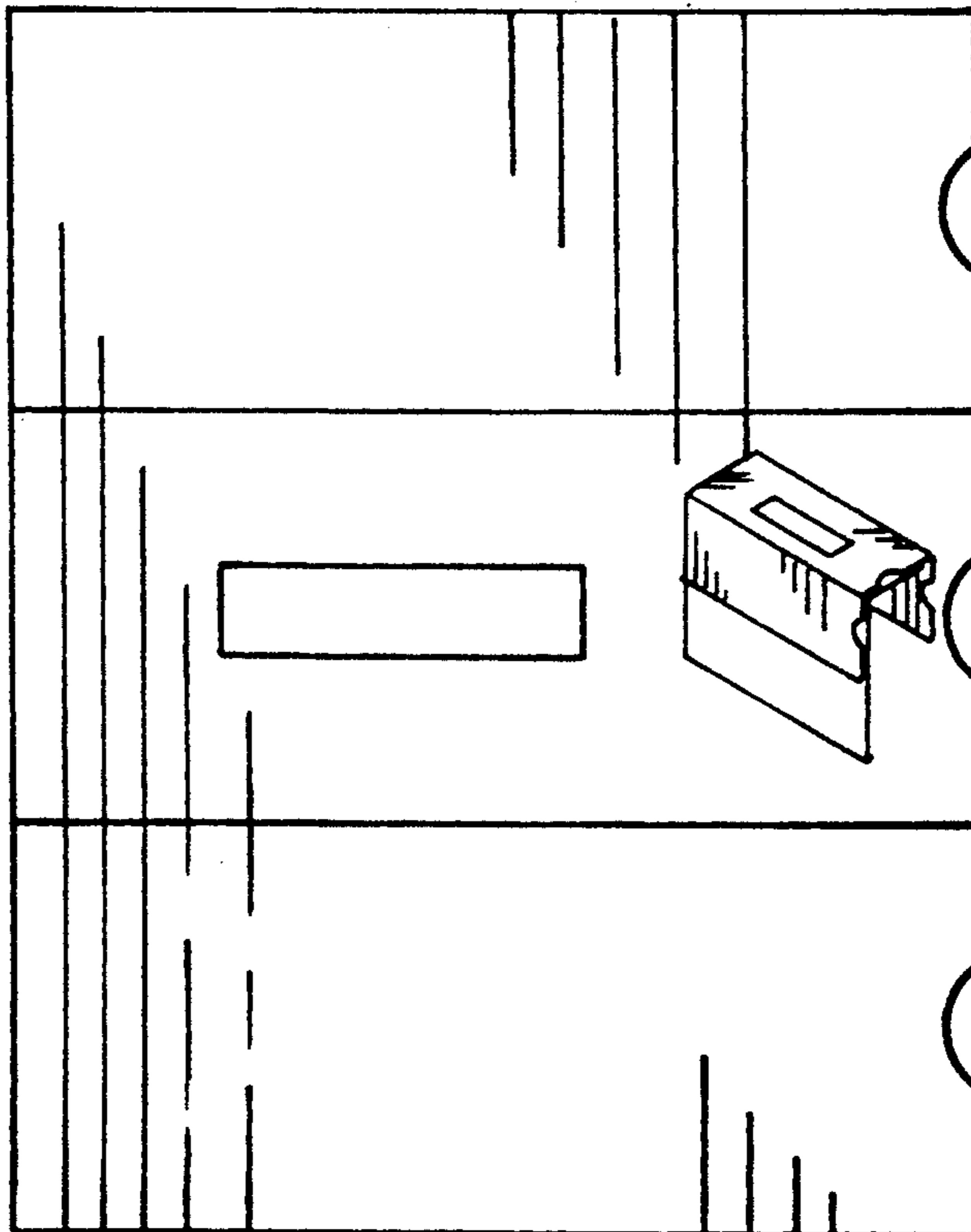


Fig. 1.

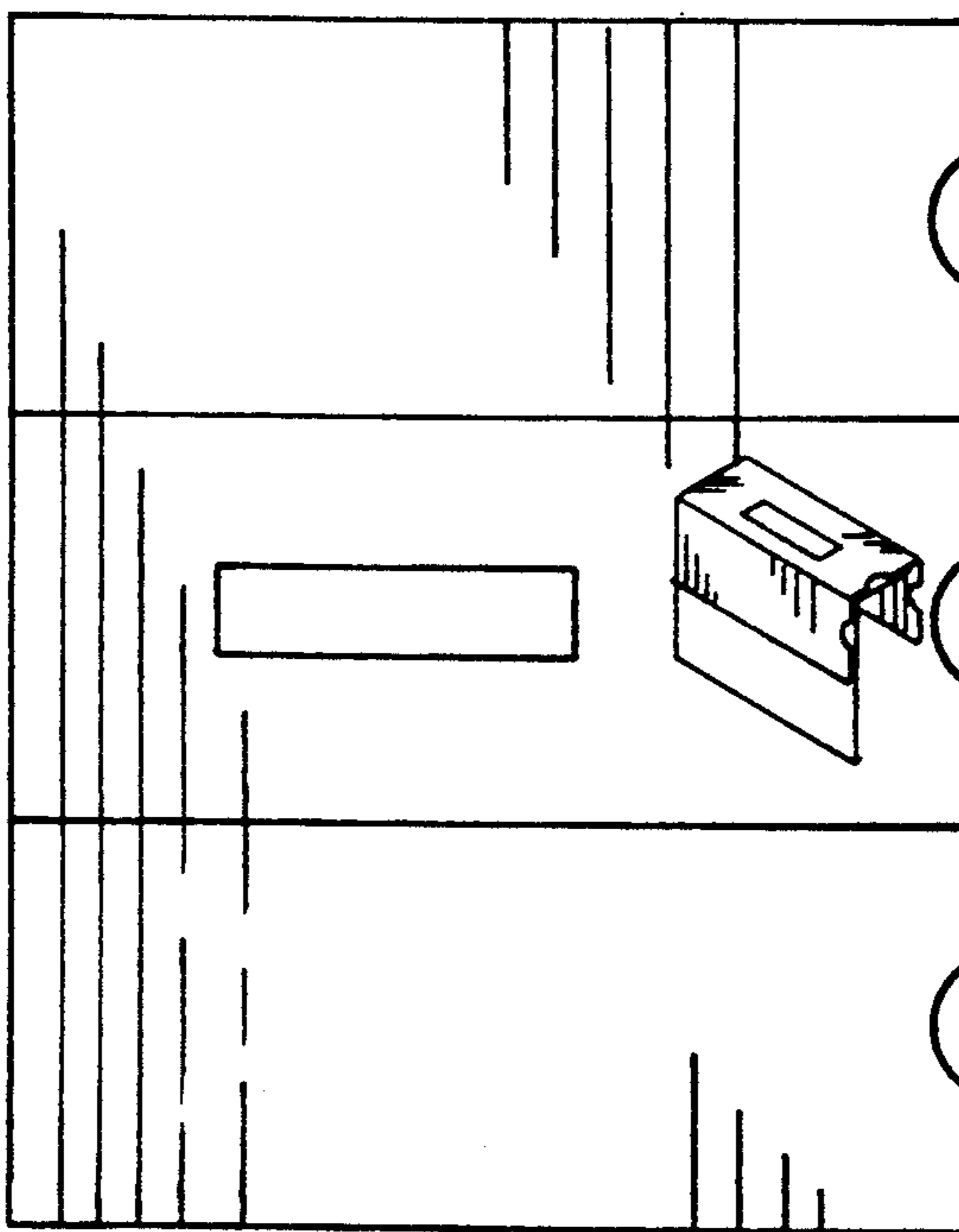


Fig. 2.

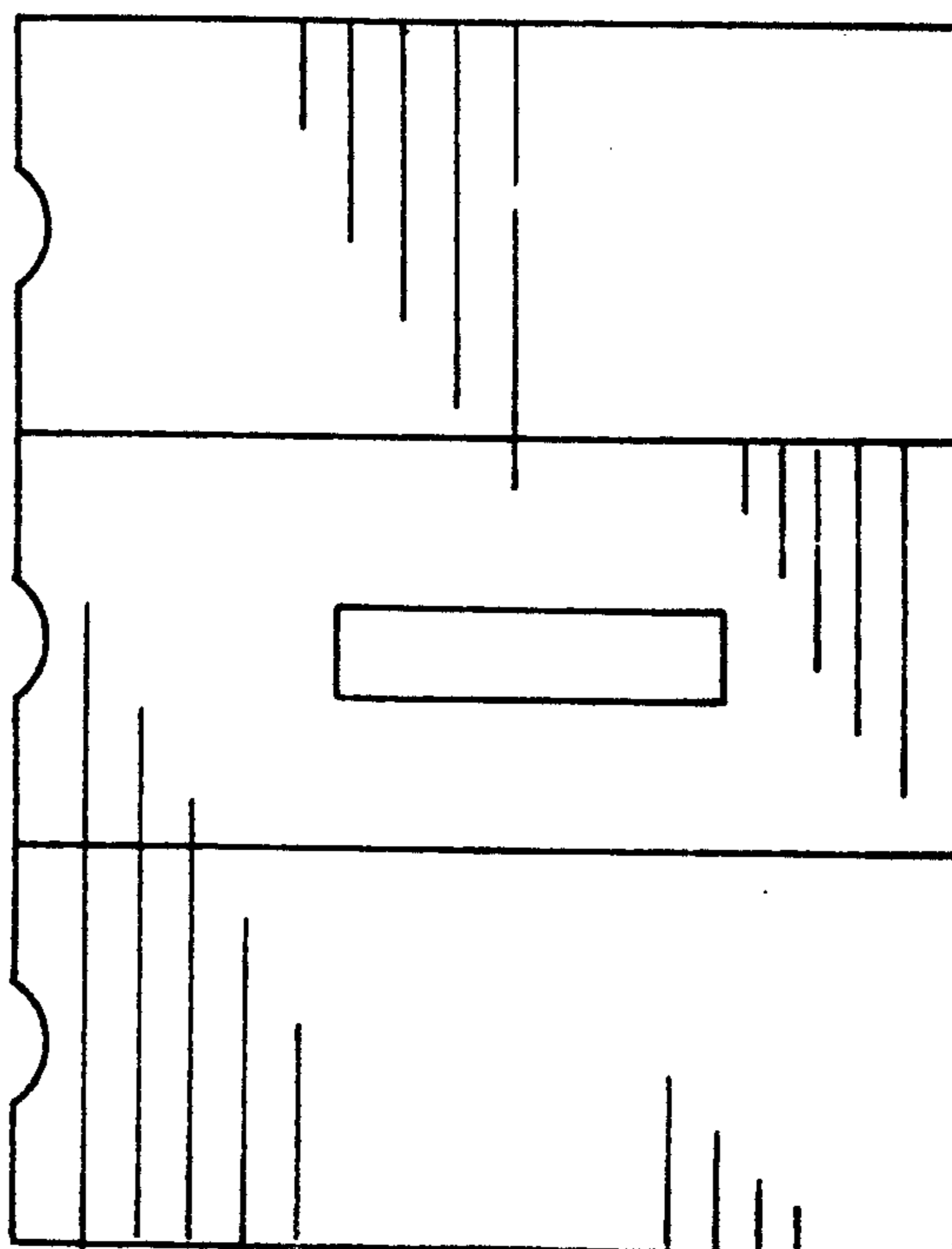


Fig. 3.



Fig. 4.



Fig. 5.

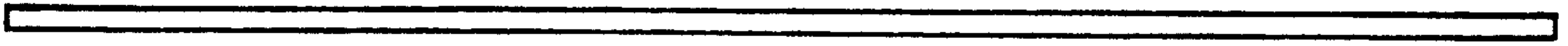


Fig. 6.

