



US00D332462S

# United States Patent [19]

Takahashi

[11] Patent Number: **Des. 332,462**

[45] Date of Patent: **\*\* Jan. 12, 1993**

[54] LABEL PRINTER

[75] Inventor: **Hiromitsu Takahashi, Nagano, Japan**

[73] Assignee: **Seiko Epson Corporation, Tokyo, Japan**

[\*\*] Term: **14 Years**

[21] Appl. No.: **581,814**

[22] Filed: **Sep. 13, 1990**

[30] **Foreign Application Priority Data**

Mar. 13, 1990 [JP] Japan ..... 2-8379

[52] U.S. Cl. .... **D18/19; D18/52**

[58] Field of Search ..... **D14/100, 105, 115; D18/56, 57, 7, 11, 12, 50, 14, 19, 52, 54, 55, 56; 400/120, 120 HH, 88, 615.3; D19/40**

[56] **References Cited**

**U.S. PATENT DOCUMENTS**

D. 279,188 6/1985 Satake ..... D14/100  
D. 293,674 1/1988 Scheid ..... D14/100

D. 310,826 9/1990 Suda ..... D14/105  
D. 318,484 7/1991 Grunstad ..... D18/52  
D. 319,046 8/1991 Kapec et al. .... D14/100  
4,422,376 12/1983 Teraoka ..... 400/120  
4,605,937 8/1986 Dolan et al. .... 400/120  
4,946,391 8/1990 Hawkins et al. .... D14/100

*Primary Examiner*—A. Hugo Word  
*Assistant Examiner*—Cathy Anne MacCormac  
*Attorney, Agent, or Firm*—Blum Kaplan

[57] **CLAIM**


The ornamental design for a label printer, as shown and described.

**DESCRIPTION**


FIG. 1 is a top plan view of a label printer showing my new design;  
FIG. 2 is a front elevational view thereof;  
FIG. 3 is a right side view thereof;  
FIG. 4 is a rear elevational view thereof;  
FIG. 5 is a left side view thereof;  
FIG. 6 is a bottom plan view thereof; and,  
FIG. 7 is a front perspective view thereof.

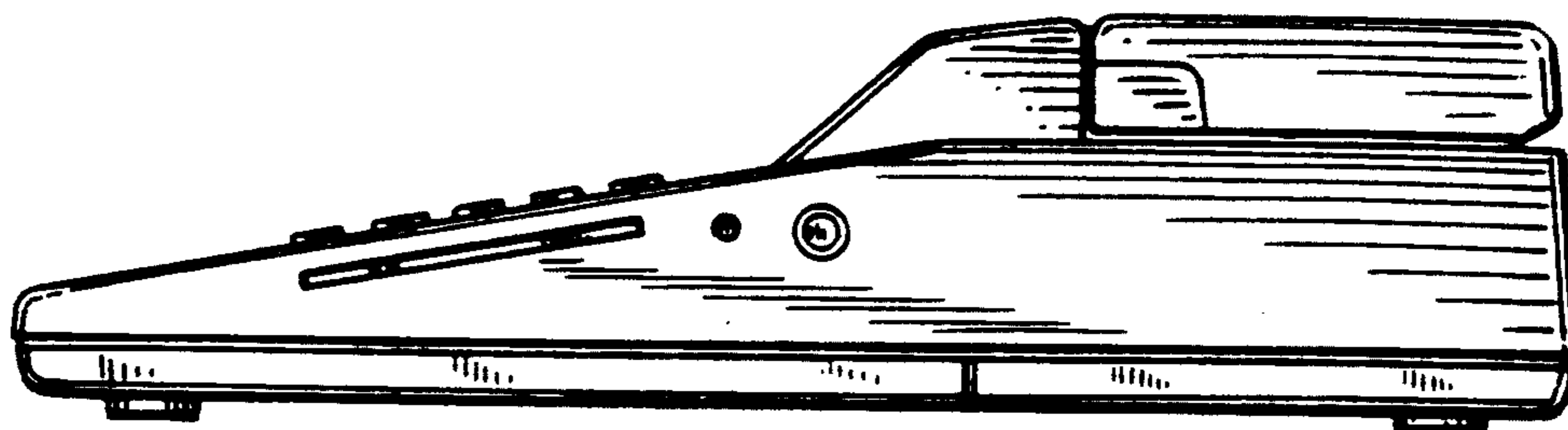


*FIG. 1*



*FIG. 2*





*FIG. 3*

*FIG. 4*

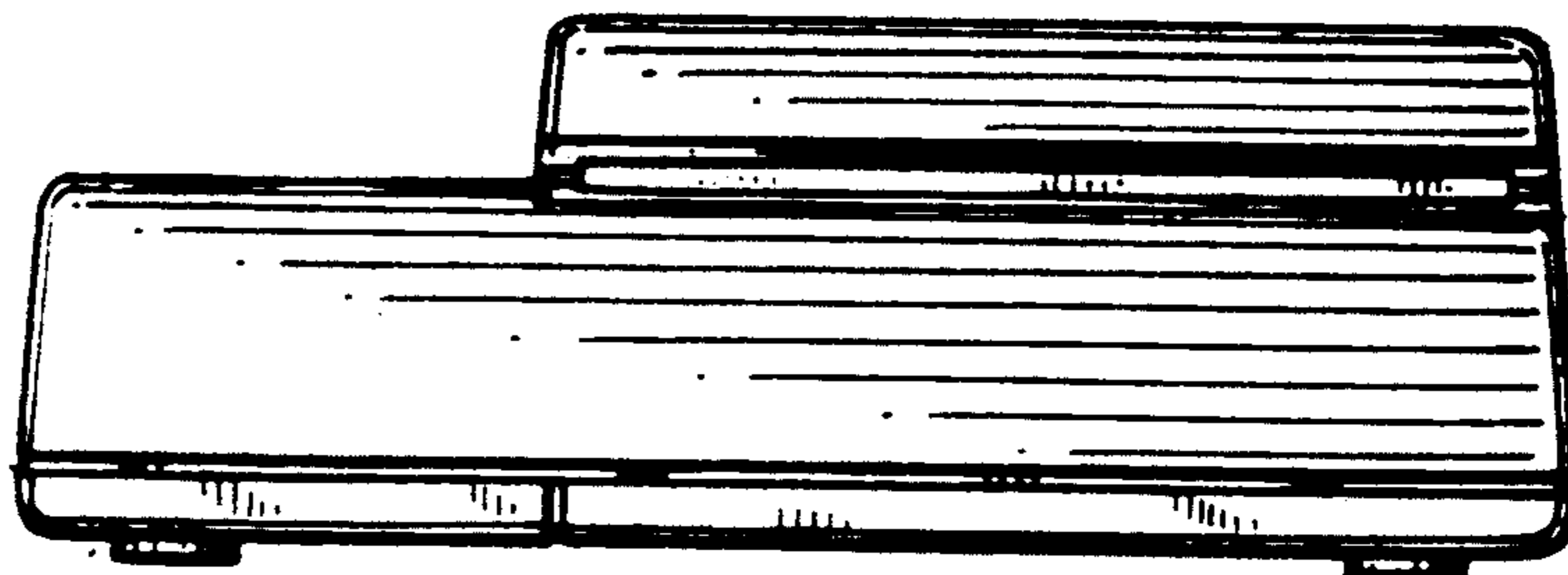




FIG. 5




FIG. 6

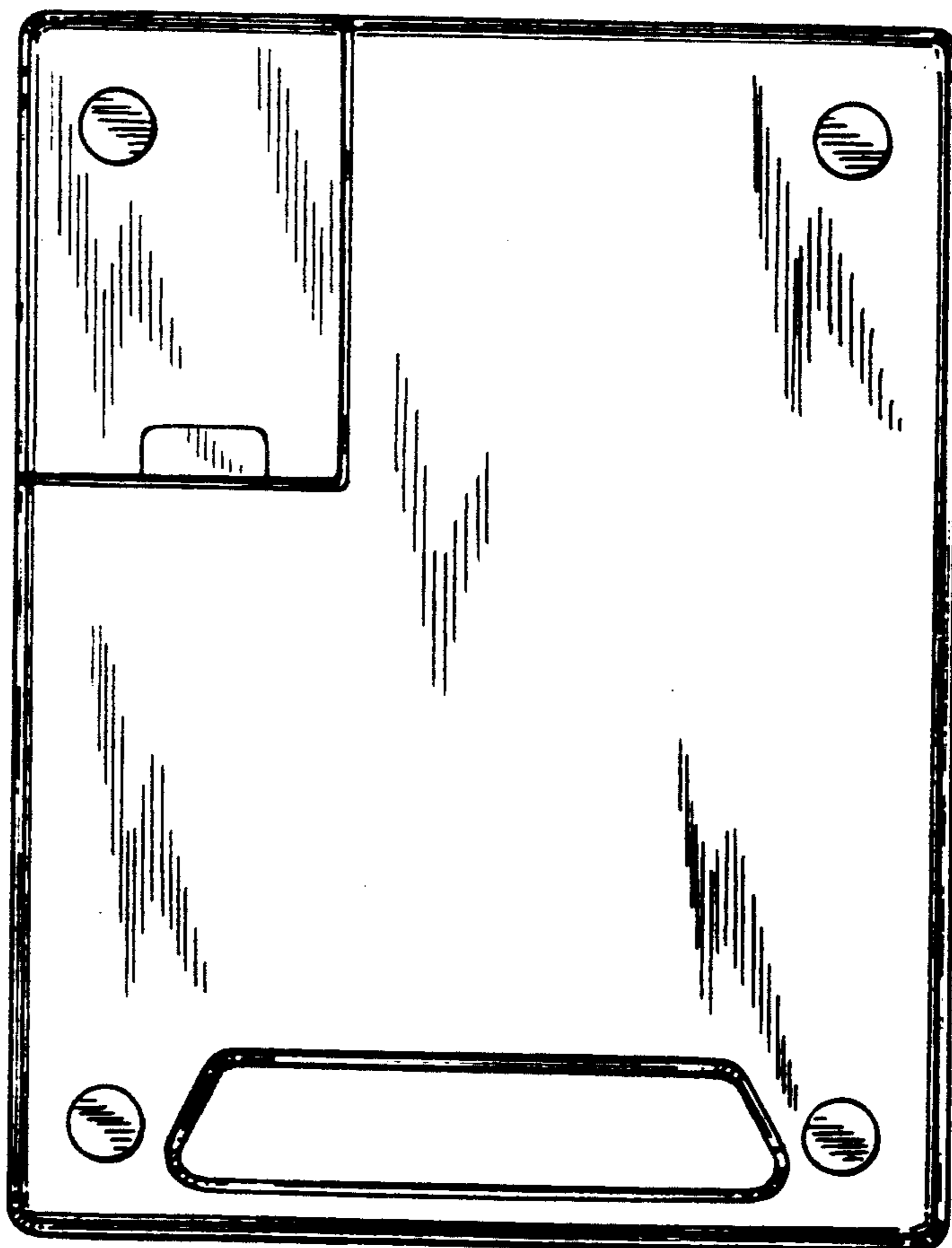


FIG. 7

