



US00D332461S

United States Patent [19]

[11] Patent Number: **Des. 332,461**

Beaupeurt

[45] Date of Patent: **** Jan. 12, 1993**

[54] **ADJUSTABLE COMPOSITION MASK**

[76] Inventor: **Joseph E. Beaupeurt**, 1312 Hopi La.,
Safford, Ariz. 85546

[**] Term: **14 Years**

[21] Appl. No.: **528,450**

[22] Filed: **May 25, 1990**

[52] U.S. Cl. **D16/250; D6/300**

[58] Field of Search **D6/300, 302, 312;**
D16/237, 250; D19/37-40, 65, 99, 100;
33/DIG. 9, 464; 355/74, 126; 40/152, 155,
158.1

2,702,944	3/1955	Lane et al.	355/74 X
2,791,051	5/1957	Scheyer	D6/300 X
3,470,644	10/1969	Craig	355/74 X
3,709,591	1/1973	Alzmann	355/126
4,584,779	4/1986	Wakamatsu	33/464

Primary Examiner—Nelson C. Holtje
Assistant Examiner—Martha Thompson
Attorney, Agent, or Firm—Leon Gilden

[57] CLAIM

The ornamental design for an adjustable composition mask, as shown and described.

DESCRIPTION

FIG. 1 is a front elevational view of the adjustable composition mask showing my new design; FIG. 2 is a rear elevational view thereof; FIG. 3 is a left side elevational view thereof; FIG. 4 is a right side elevational view thereof; FIG. 5 is a top plan view thereof; FIG. 6 is a bottom plan view thereof; and, FIG. 7 is a perspective view thereof.

[56] References Cited

U.S. PATENT DOCUMENTS

D. 121,394	7/1940	Lormor	D16/237 X
D. 231,403	4/1974	Klayman	D16/250
D. 263,481	3/1982	Vest	D19/35
1,277,318	8/1918	Johnson	33/DIG. 9 X
2,246,920	6/1941	Kromholz	33/DIG. 9 X

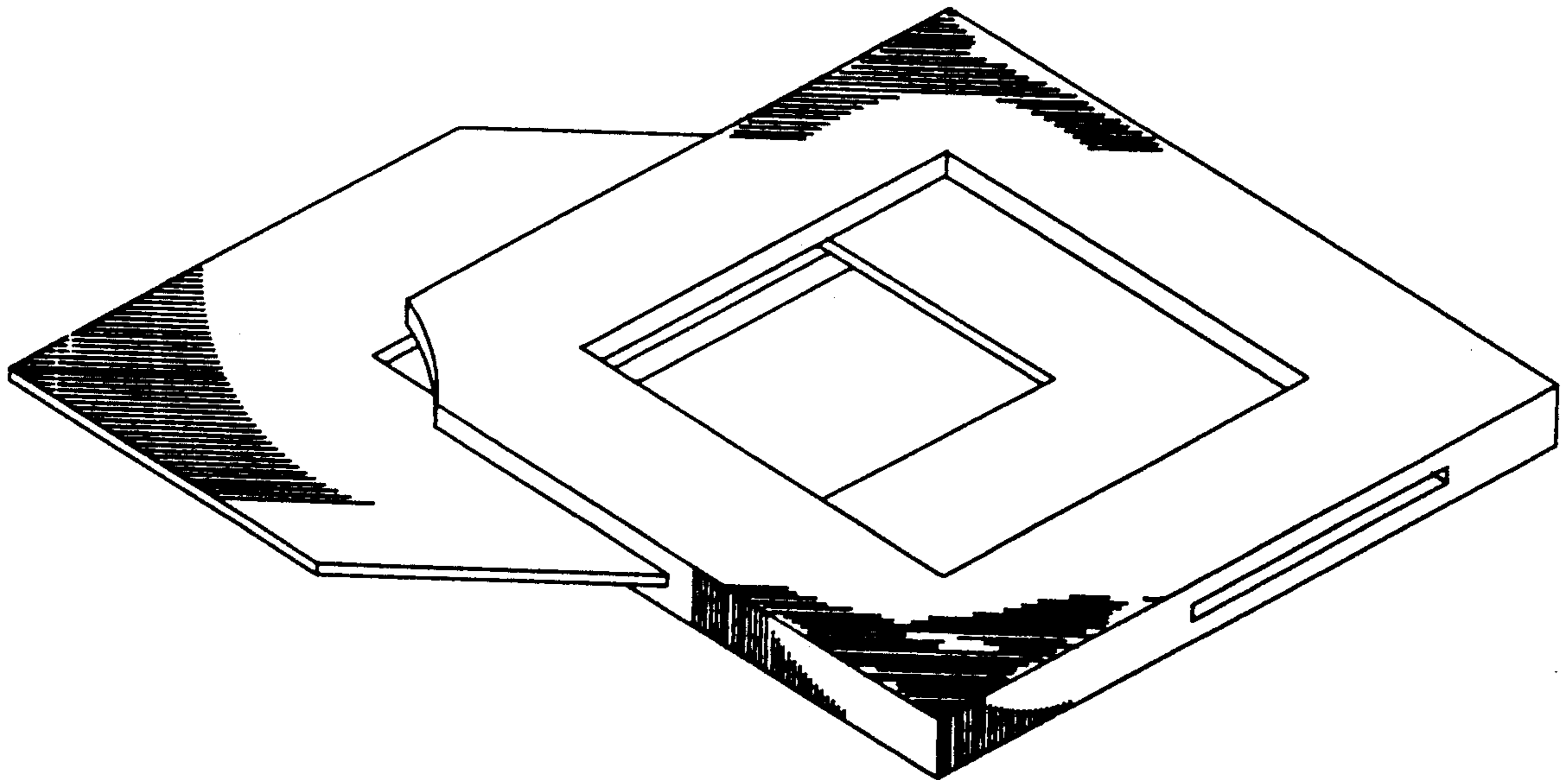


FIG. 1

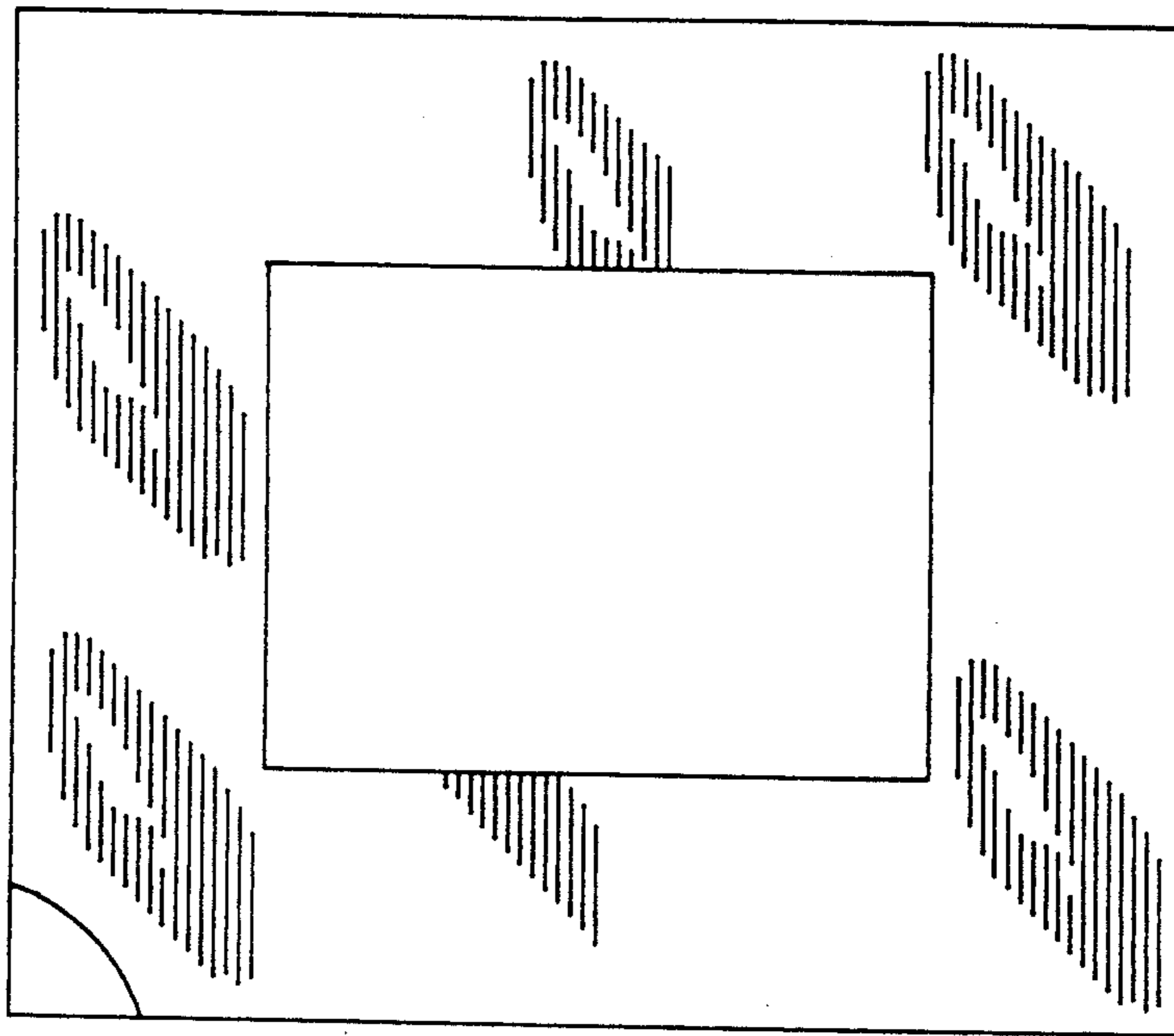


FIG. 2

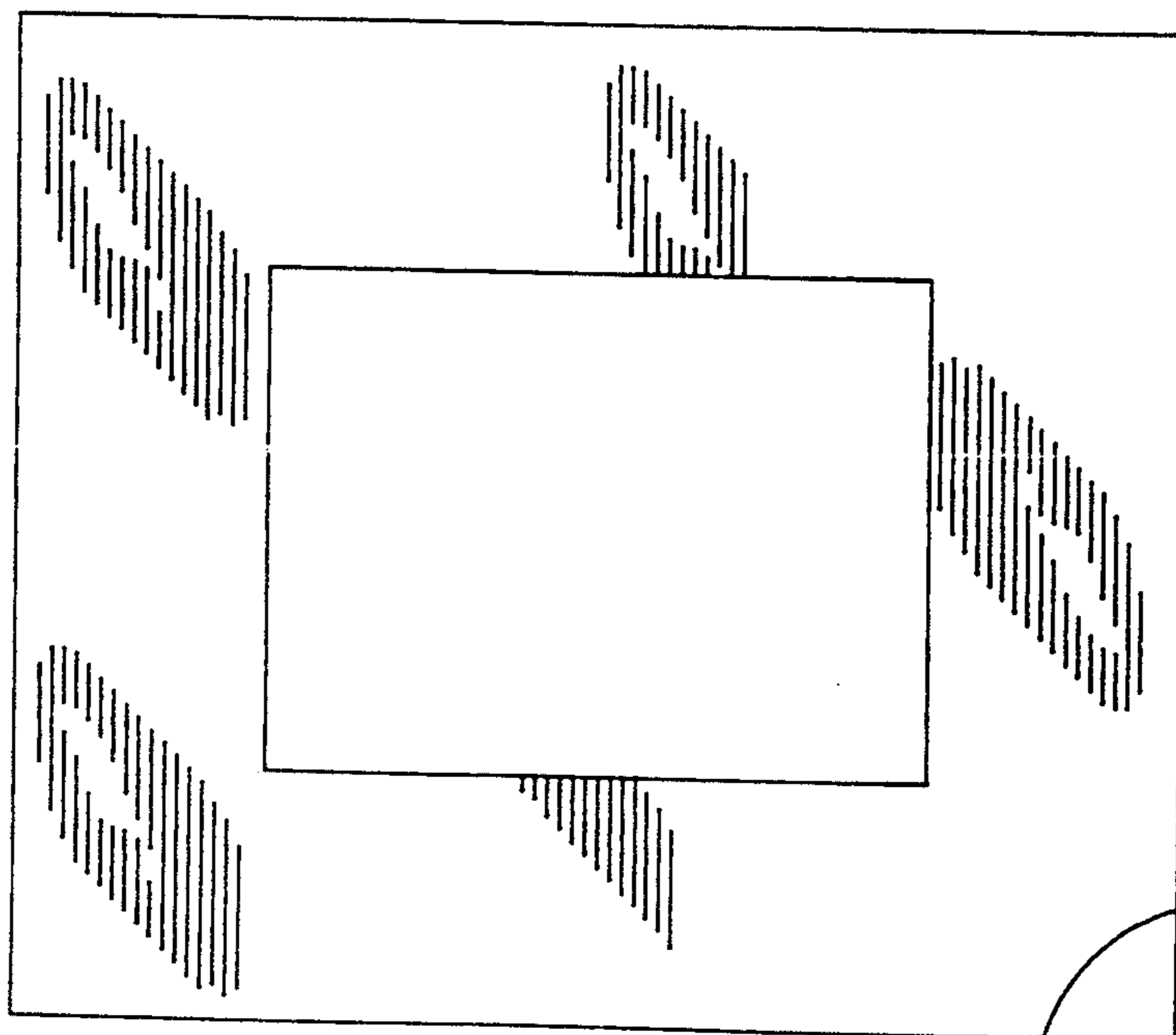


FIG. 3

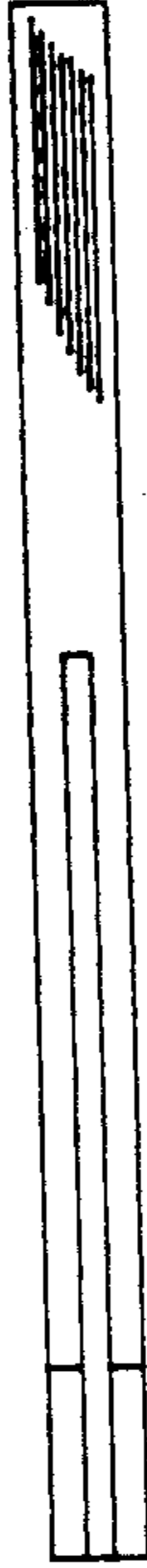


FIG. 4

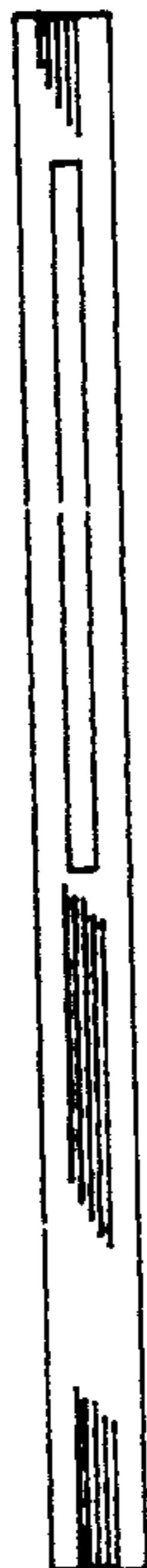


FIG. 5




FIG. 6




FIG. 7

