



US00D332450S

United States Patent [19]

[11] Patent Number: **Des. 332,450**

Kolinen

[45] Date of Patent: **** Jan. 12, 1993**

[54] **TELEPHONE SET**

[75] Inventor: **Petteri Kolinen, Helsinki, Finland**

[73] Assignee: **Scandinavian Telecommunication Trading AB, Farsta, Sweden**

[**] Term: **14 Years**

[21] Appl. No.: **599,238**

[22] Filed: **Oct. 17, 1990**

[30] **Foreign Application Priority Data**

Jun. 20, 1990 [FI] Finland 511/90
[52] U.S. Cl. **D14/151; D14/248; D14/142**

[58] Field of Search **D14/151, 142, 151; 379/63, 368**

[56] **References Cited**

U.S. PATENT DOCUMENTS

D. 294,249	2/1988	Hyvönen	D14/151
D. 294,568	3/1988	Endt	D14/151
D. 298,935	12/1988	Buchin	D14/142
D. 300,824	4/1989	Okuda et al.	D14/151
D. 319,235	8/1991	Sato	D14/151
D. 319,826	9/1991	Hung	D14/142

D. 320,985	10/1991	Danielson et al.	D14/141
D. 324,682	3/1992	Renard et al.	D14/151
4,736,411	4/1988	Chan	379/368
4,860,336	8/1989	D'Avello et al.	379/63

OTHER PUBLICATIONS

Hong Kong Enterprise Jun. 91, p. 237: Item 621 Telephone Answering System; Lighted Key Dial.

Primary Examiner—Horace B. Fay, Jr.

Attorney, Agent, or Firm—Keck, Mahin & Cate

[57] **CLAIM**

The ornamental design for telephone set, as shown and described.

DESCRIPTION

FIG. 1 is a front, top and right side perspective view of a Telephone Set showing my new design; FIG. 2 is a top plan view thereof; FIG. 3 is a front elevational view thereof; FIG. 4 is a right side elevational view thereof; FIG. 5 is a bottom plan view thereof; FIG. 6 is a rear elevational view thereof; and, FIG. 7 is a perspective rear of the telephone base, and an inverted perspective view of the handset connected to the base by coiled wire.






FIG. 1

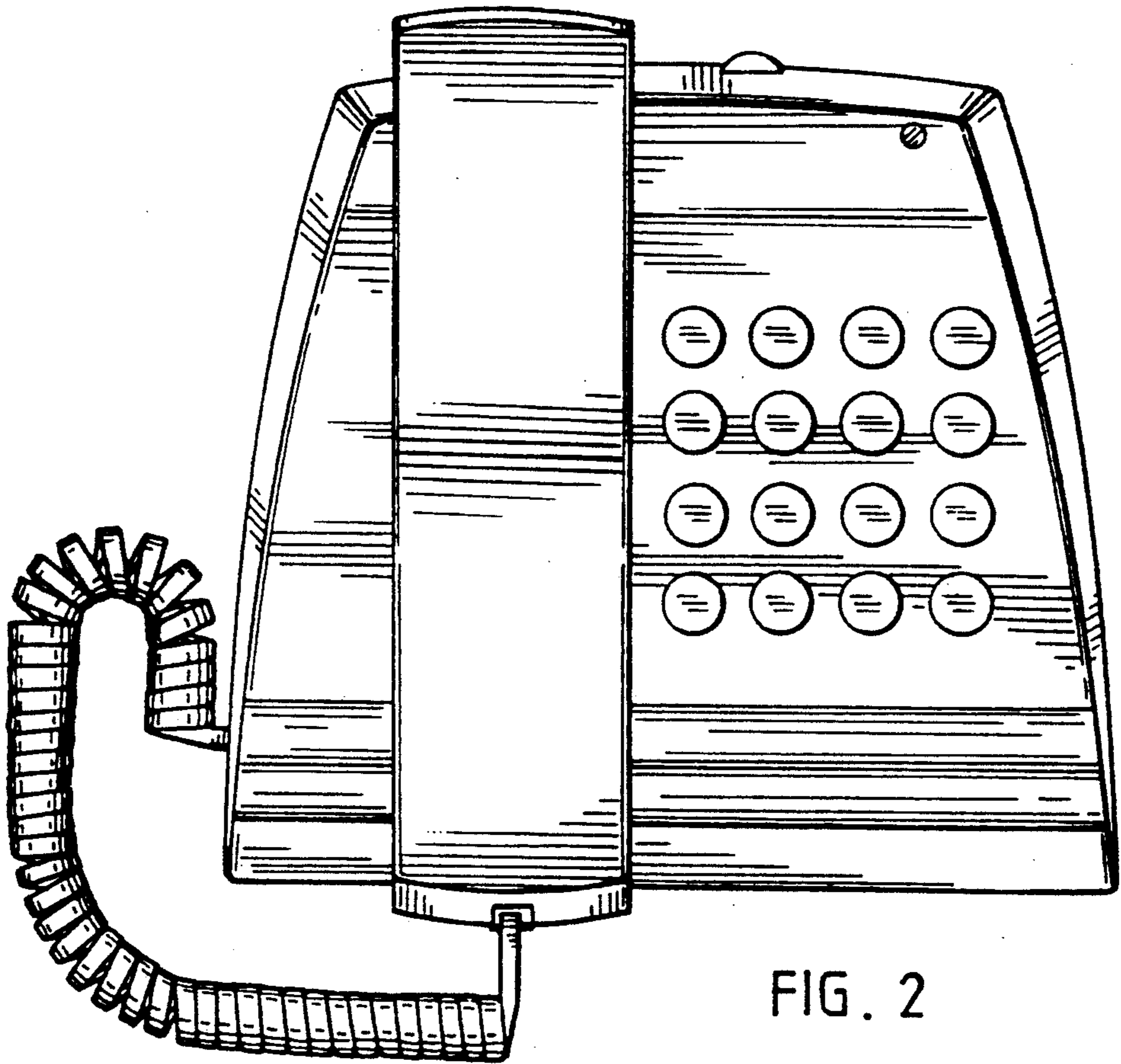


FIG. 2




FIG. 3

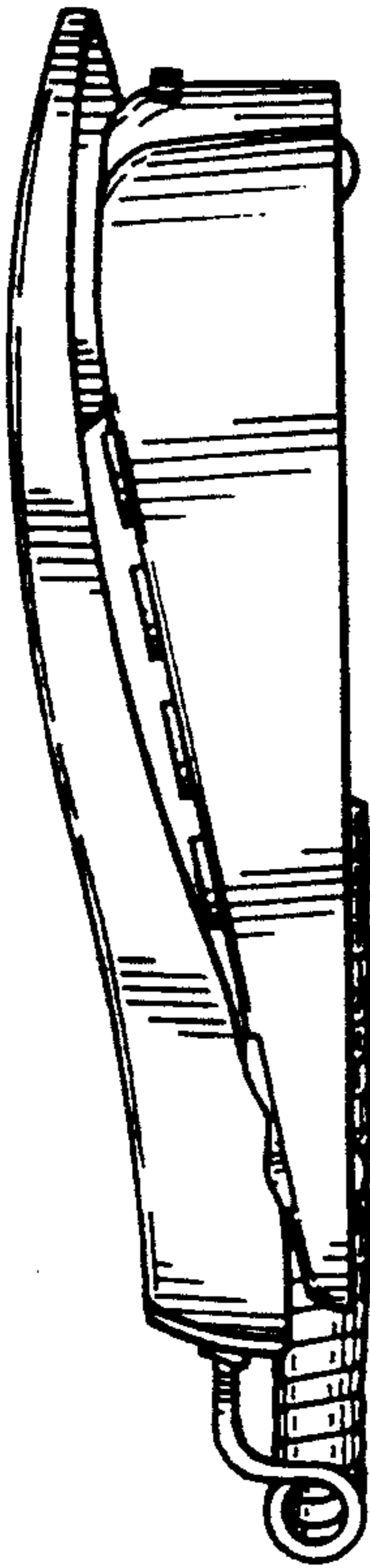


FIG. 4

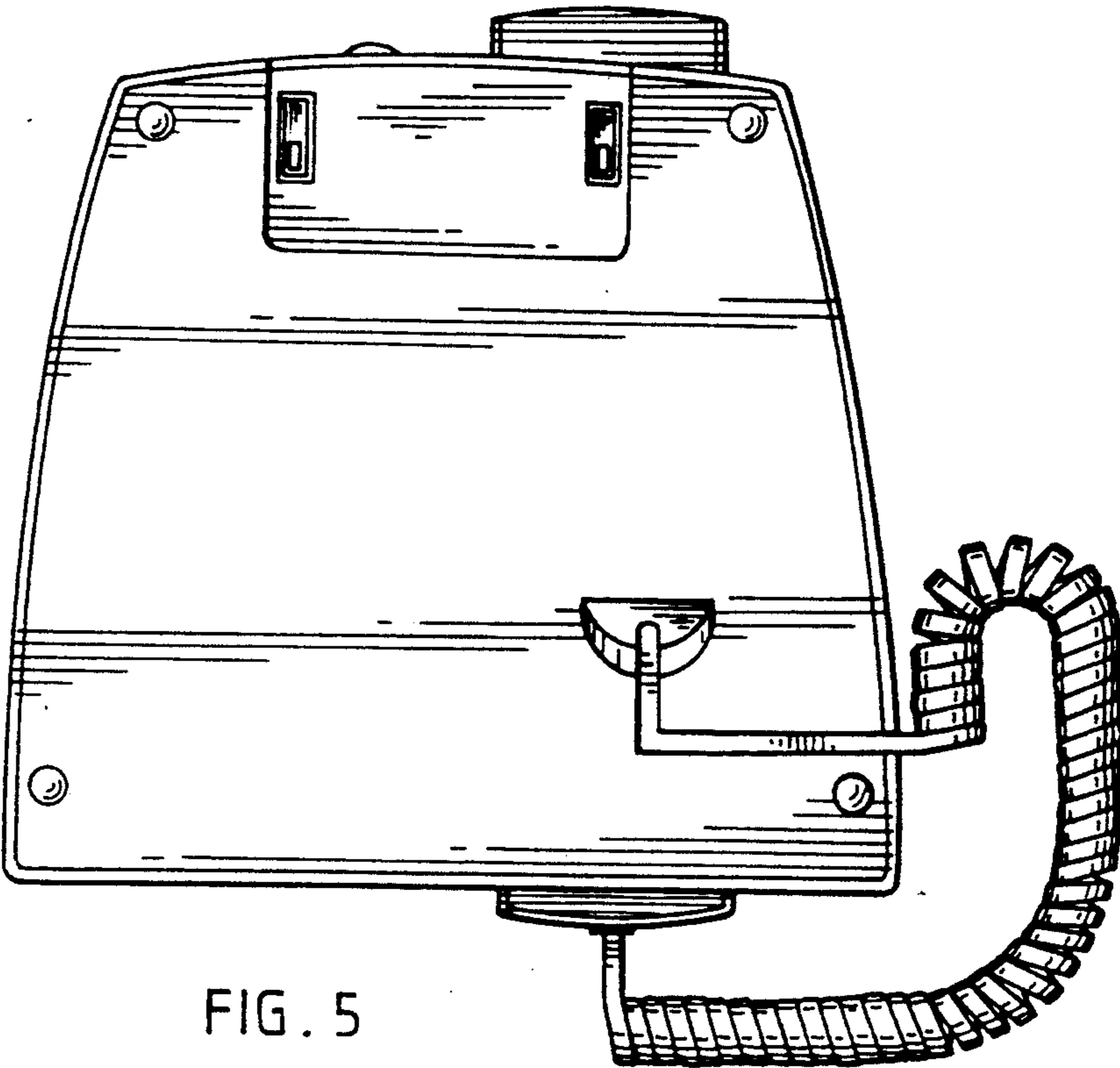


FIG. 5

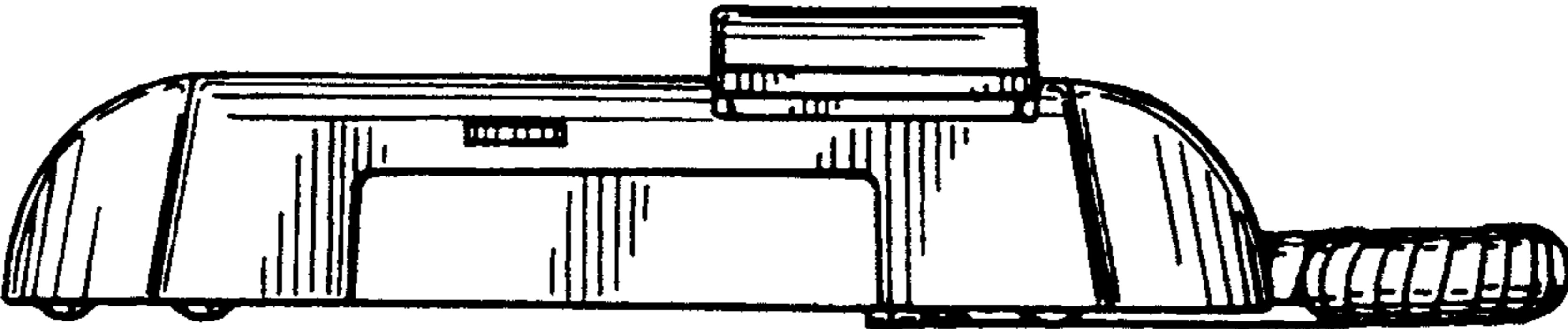


FIG. 6

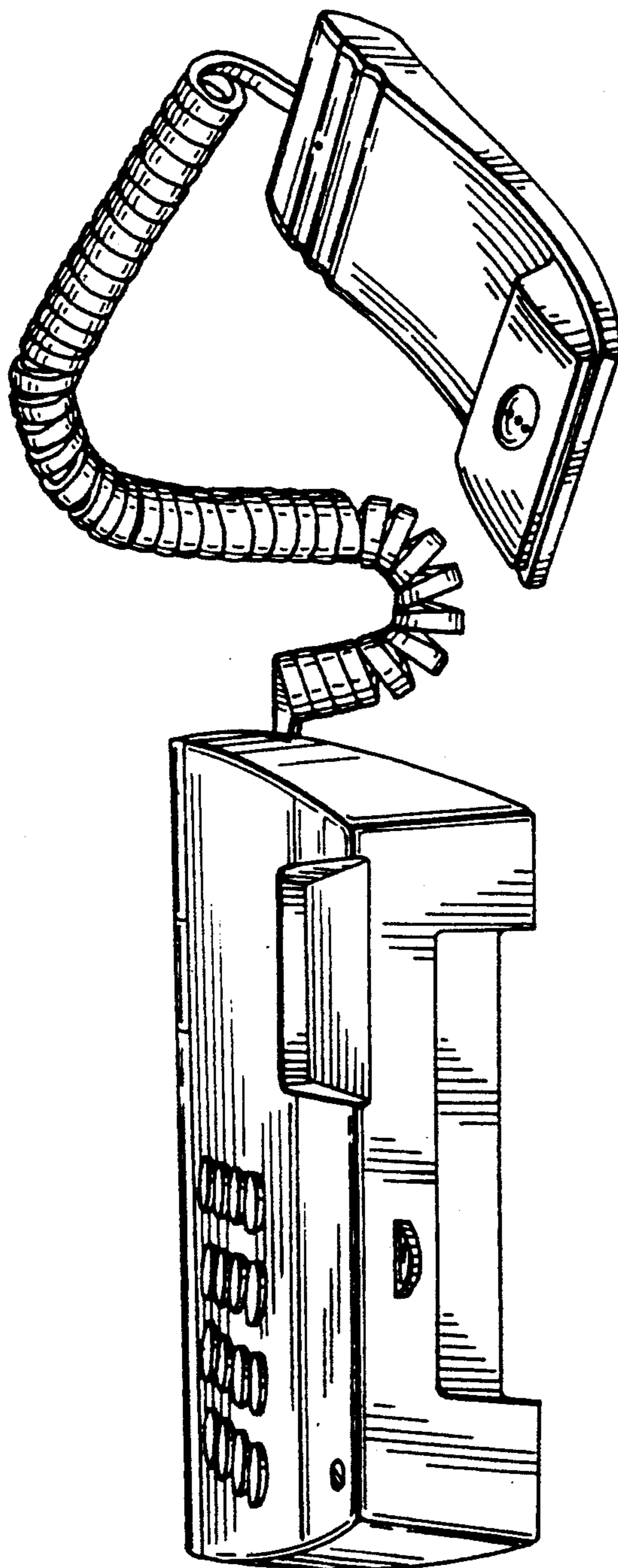


FIG. 7