



US00D332446S

# United States Patent [19]

[11] Patent Number: **Des. 332,446**

Lin

[45] Date of Patent: **\*\* Jan. 12, 1993**

[54] **MOUSE PEN**

[76] Inventor: **Max Lin**, No. 40, 165 Lane, Li Shan St., Nei Hu District, Taipei, Taiwan

[\*\*] Term: **14 Years**

[21] Appl. No.: **775,233**

[22] Filed: **Oct. 10, 1991**

[52] U.S. Cl. .... **D14/114**

[58] Field of Search ..... D14/100, 114; 235/454, 235/462, 472, 486; 354/80-82; 250/203.1, 216, 566, 568; D26/37, 45, 50; 200/5 R, 5 A, 6 R, 6 A; 273/148 B; 340/707, 709-710; 74/471 XY; D21/48

[56] **References Cited**

**U.S. PATENT DOCUMENTS**

- D. 316,253 4/1991 Riddiford et al. .... D14/114
- D. 319,228 8/1991 Mon et al. .... D14/116
- D. 319,436 8/1991 Matsushita .... D14/116

- D. 319,824 9/1991 Riddiford ..... D14/116
- D. 321,180 10/1991 Convorsano et al. .... D14/116
- 4,471,218 9/1984 Culp ..... 235/472
- 4,818,847 4/1989 Hara et al. .... 235/472 X

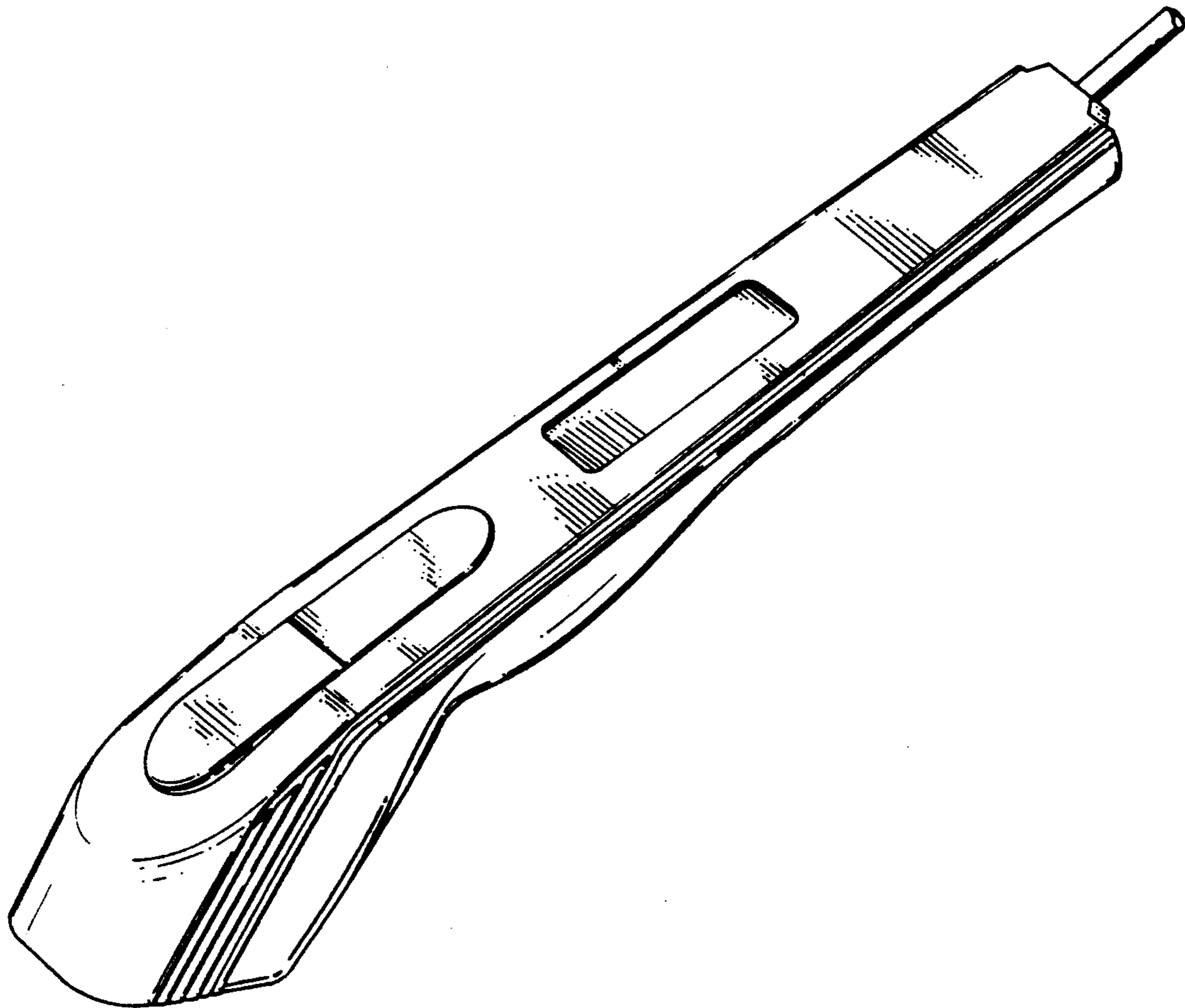
*Primary Examiner*—Wallace R. Burke  
*Assistant Examiner*—M. H. Tung  
*Attorney, Agent, or Firm*—Varndell Legal Group

[57] **CLAIM**

The ornamental design for mouse pen, as shown and described.

**DESCRIPTION**

FIG. 1 is a top perspective view of a mouse pen showing my new design;  
FIG. 2 is a front elevational view thereof;  
FIG. 3 is a rear elevational view thereof;  
FIG. 4 is a right side elevational view thereof, the left side being a mirror image;  
FIG. 5 is a top plan view thereof; and,  
FIG. 6 is a bottom plan view thereof.



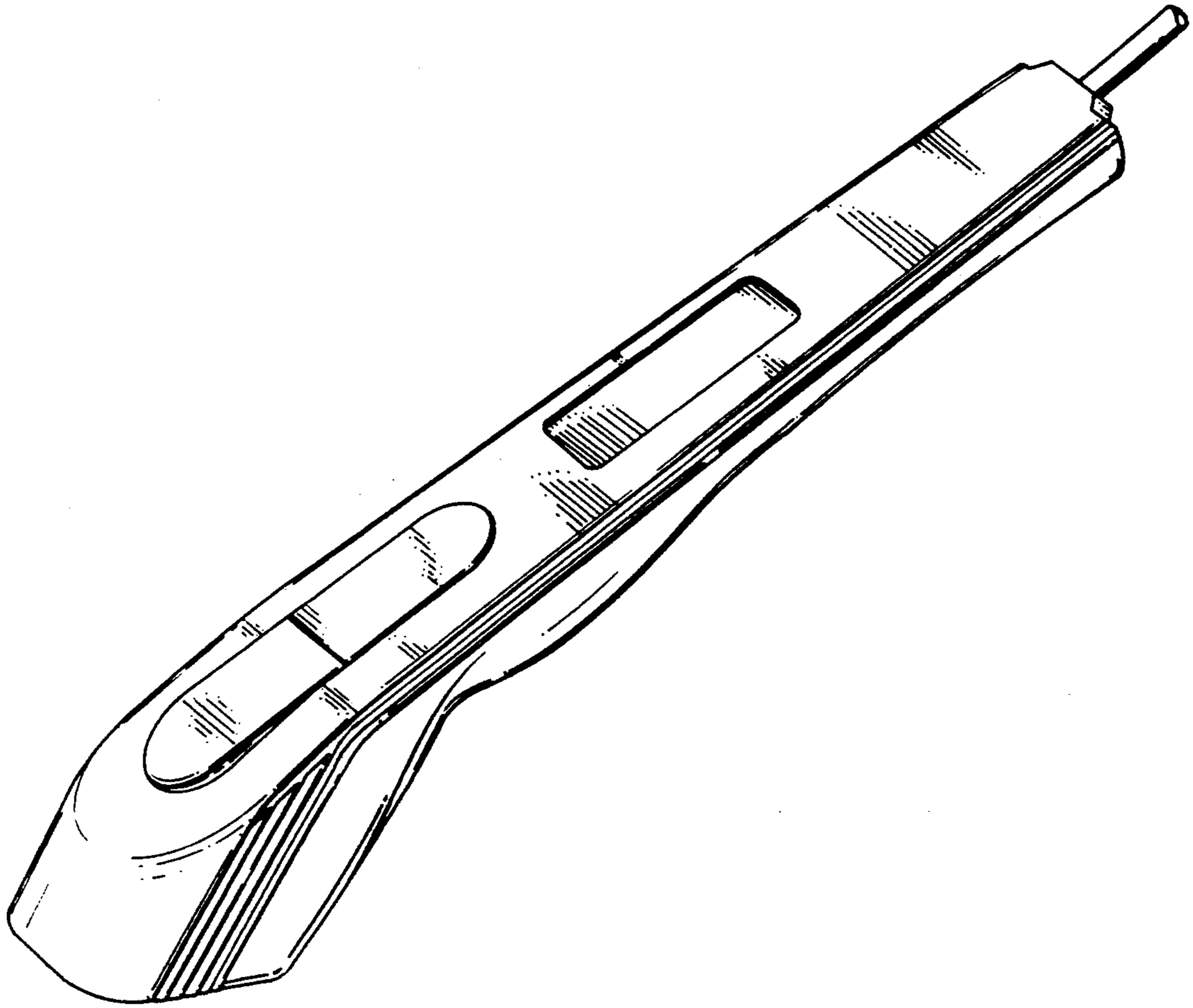


Fig. 1

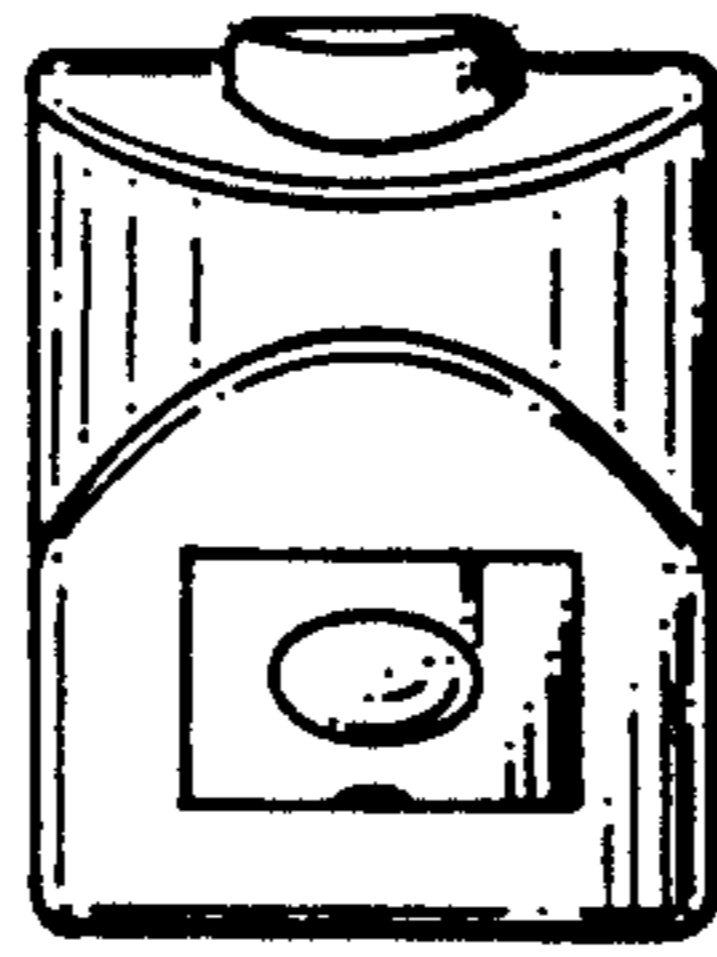


Fig. 2

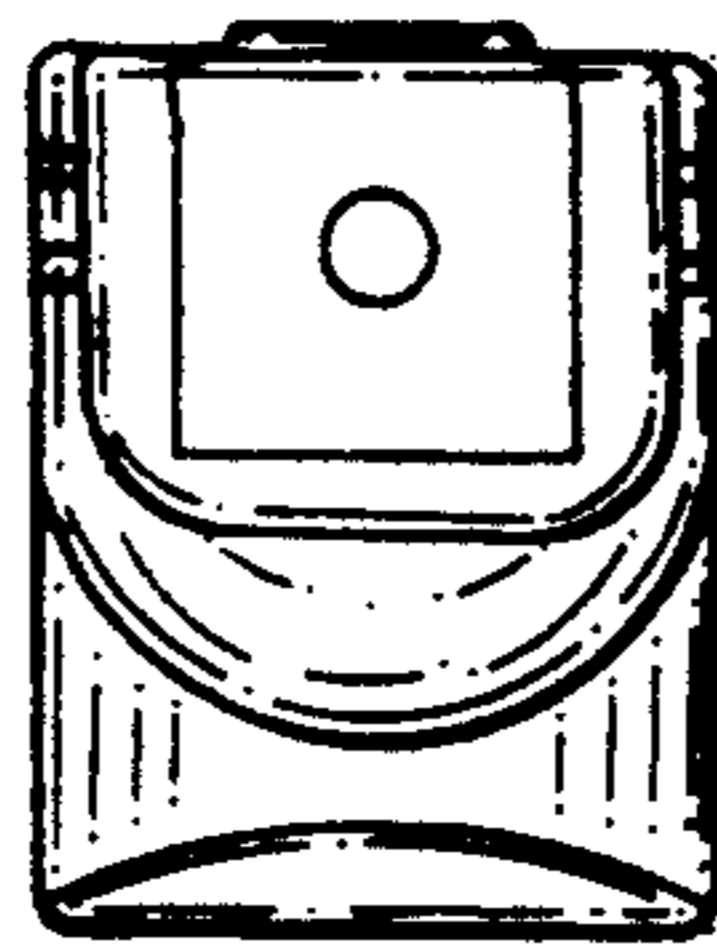


Fig. 3

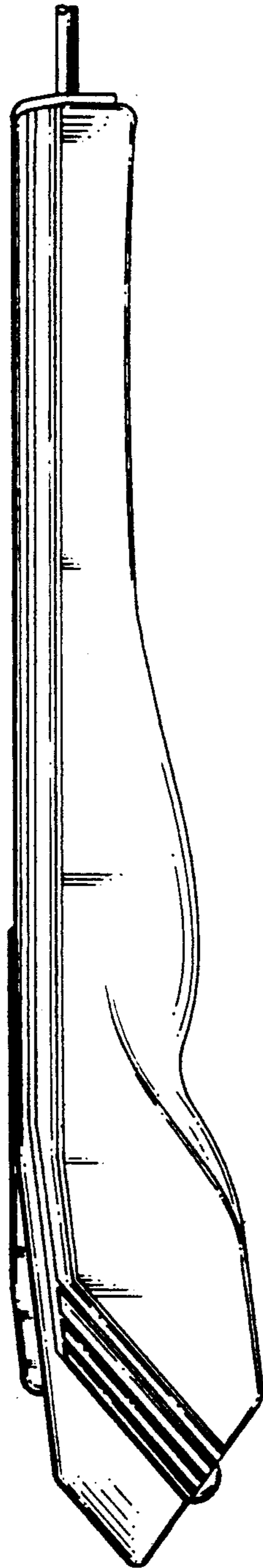


Fig. 4

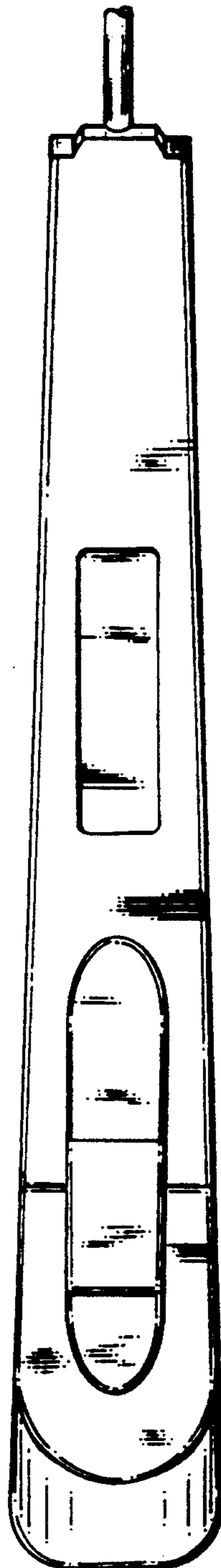


Fig.5

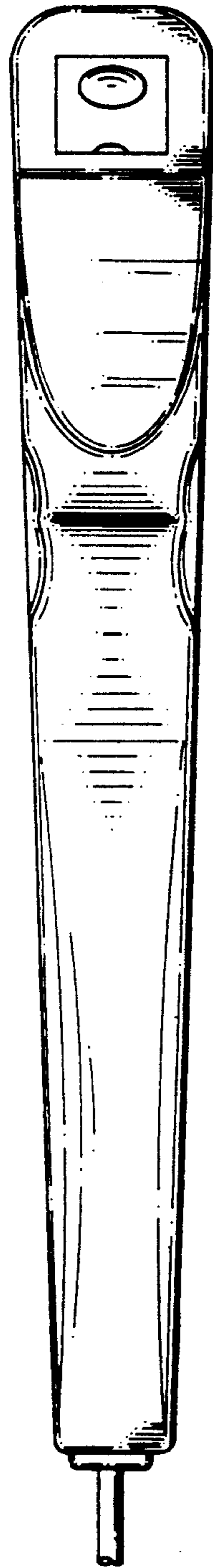


Fig. 6