



US00D332429S

# United States Patent [19]

[11] Patent Number: **Des. 332,429**

Weder et al.

[45] Date of Patent: **\*\* Jan. 12, 1993**

[54] **FLOWER POT COVER**

[75] Inventors: **Donald E. Weder; Erwin H. Weder**, both of Highland, Ill.; **Wanda M. Weder**, Highland, Calif.; **Franklin J. Craig**, Valley Park, Mo.; **Wilma M. Donnelly**, Highland, Ill.; **Phyllis J. Bolk**, Highland, Ill.; **John W. Bergstrand**, Highland, Ill.; **Robert C. Abrams**, Edwardsville, Ill.

[73] Assignee: **Highland Supply Corporation**, Highland, Ill.

[\*\*] Term: **14 Years**

[21] Appl. No.: **824,494**

[22] Filed: **Jan. 22, 1992**

### Related U.S. Application Data

[60] Division of Ser. No. 642,091, Jan. 16, 1991, Pat. No. Des. 326,069, which is a division of Ser. No. 108,316, Oct. 19, 1987, Pat. No. Des. 316,838, which is a continuation-in-part of Ser. No. 613,053, May 22, 1984, Pat. No. Des. 293,224.

[52] U.S. Cl. .... **D11/149; D5/24; D11/164**

[58] Field of Search ..... **D5/7, 24; D11/143, 149, D11/152, 153, 155, 156, 164**

[56] **References Cited**

### U.S. PATENT DOCUMENTS

D. 289,982	5/1987	Weder et al.	.....	D11/164
D. 292,183	10/1987	Weder et al.	.....	D11/164
D. 292,184	10/1987	Weder et al.	.....	D11/164
D. 292,185	10/1987	Weder et al.	.....	D11/164
D. 292,186	10/1987	Weder et al.	.....	D11/164
D. 292,187	10/1987	Weder et al.	.....	D11/164
D. 292,188	10/1987	Weder et al.	.....	D11/164
D. 292,189	10/1987	Weder et al.	.....	D11/164
D. 292,190	10/1987	Weder et al.	.....	D11/164
D. 292,191	10/1987	Weder et al.	.....	D11/164
D. 292,561	11/1987	Weder et al.	.....	D11/164
D. 293,222	12/1987	Weder et al.	.....	D11/164
D. 293,223	12/1987	Weder et al.	.....	D11/164
D. 293,304	12/1987	Weder et al.	.....	D11/164
D. 293,305	12/1987	Weder et al.	.....	D11/164

D. 293,306	12/1987	Weder et al.	.....	D11/164
D. 293,307	12/1987	Weder et al.	.....	D11/164
D. 293,308	12/1987	Weder et al.	.....	D11/164
D. 293,774	1/1988	Weder et al.	.....	D11/164
D. 293,775	1/1988	Weder et al.	.....	D11/164
D. 297,422	8/1988	Weder et al.	.....	D11/164
4,300,312	11/1981	Weder et al.	.....	D11/143

### OTHER PUBLICATIONS

Ready-to-Use Illustrations for Holidays by Ed Sibbett, Jr. ©1983, p. 30, Santas, center.

*Primary Examiner*—Bernard Ansher  
*Assistant Examiner*—Sandra Morris  
*Attorney, Agent, or Firm*—Dunlap, Coddling & Lee


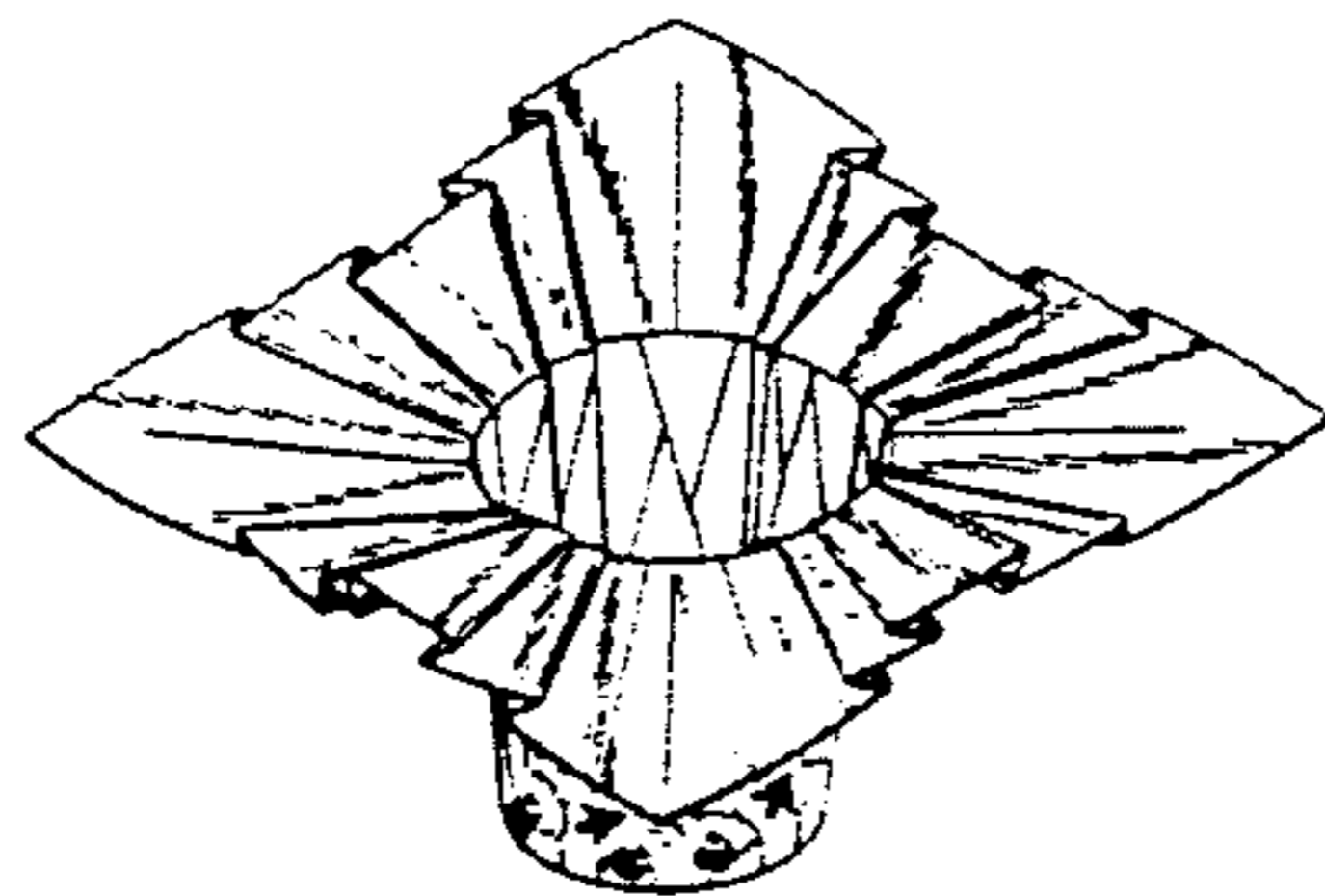
[57] **CLAIM**

The ornamental design for a flower pot cover, as shown.

### DESCRIPTION

FIG. 1 is a top perspective view of a flower pot cover showing our new design, the bottom being flat;  
 FIG. 2 is a reduced side elevational view thereof, all sides being identical and the pattern which is partially shown is understood to repeat uniformly across the circumscribed area;  
 FIG. 3 is a reduced side elevational view of a second embodiment of the design of FIG. 1, the only difference being the area to which the pattern is applied.  
 FIG. 4 is a reduced side elevational view of a third embodiment of the design of FIG. 1, the only difference being the scalloped upper edge of the outer layer;  
 FIG. 5 is a reduced side elevational view of a fourth embodiment of the design of FIG. 1, the only differences being the area to which the pattern is applied and the scalloped upper edge of the outer layer;  
 FIG. 6 is a reduced side elevational view of a fifth embodiment of the design of FIG. 1, the only difference being the straight upper edge of the outer layer;  
 FIG. 7 is a reduced side elevational view of a sixth embodiment of the design of FIG. 1, the only differences being the area to which the pattern is applied and the straight upper edge of the outer layer; and,  
 FIG. 8 is an enlarged plan view of the pattern shown in FIG. 2.

The flower pot cover has no substantial thickness.



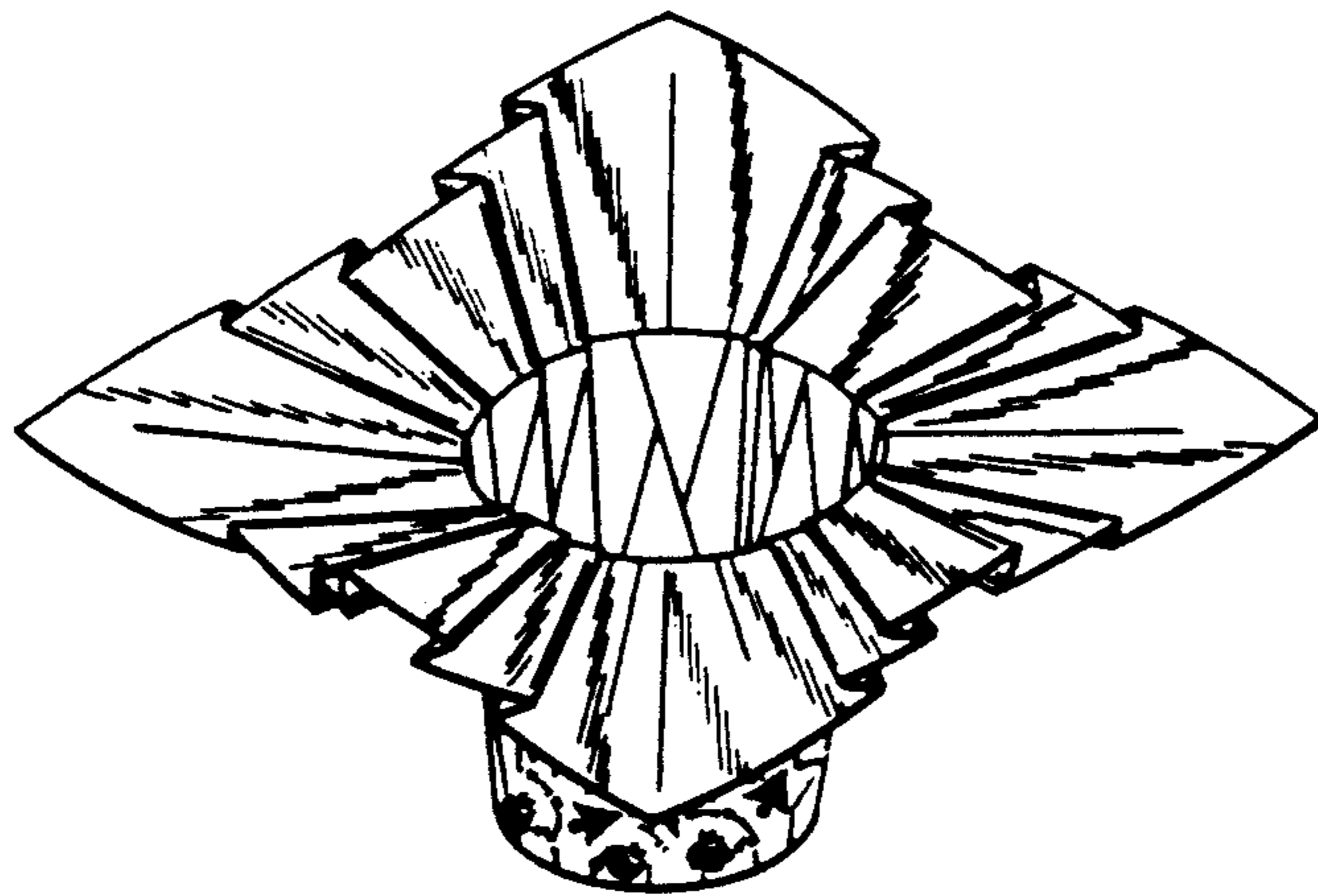


FIG. 1




FIG. 2




FIG. 3

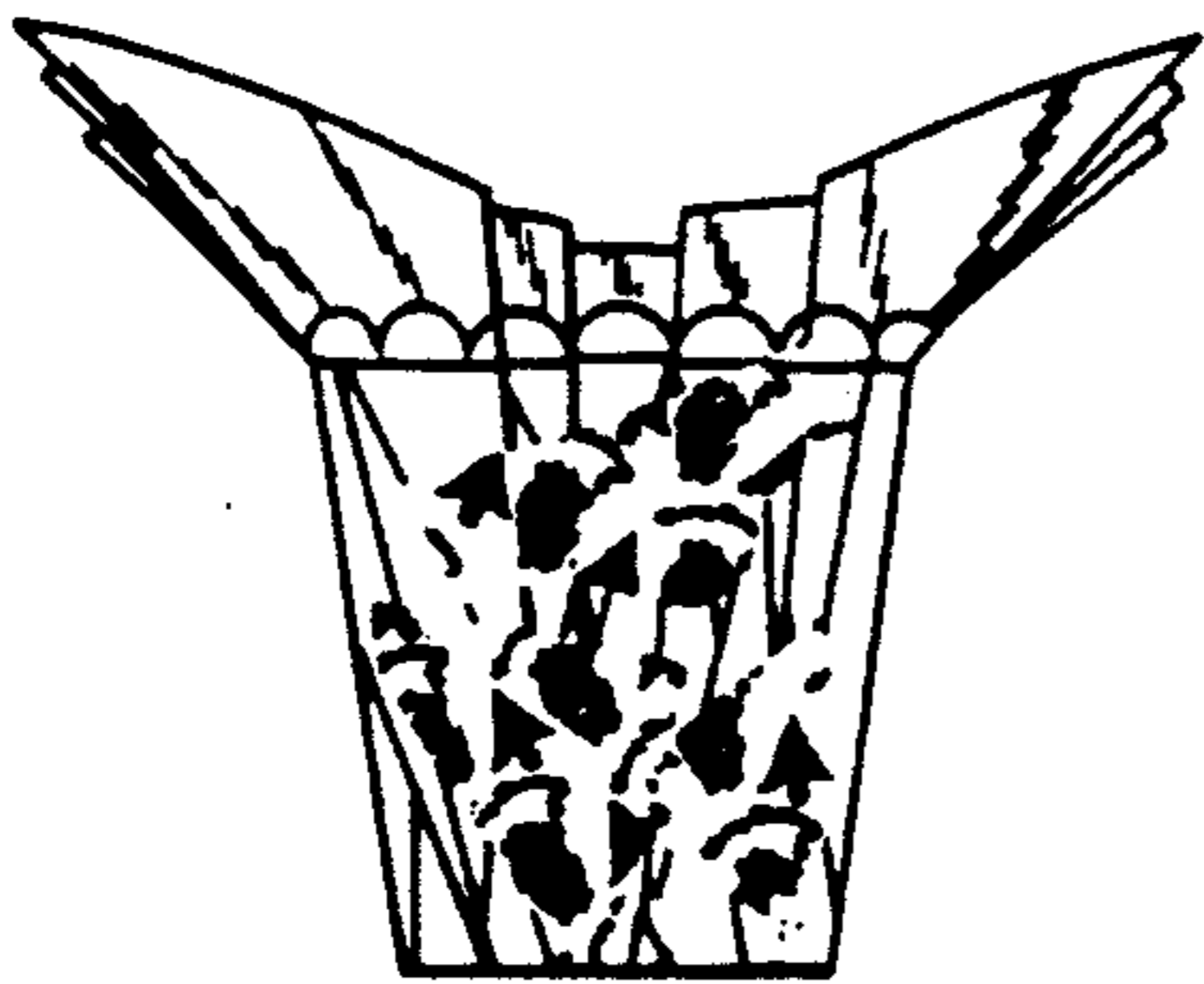


FIG. 4

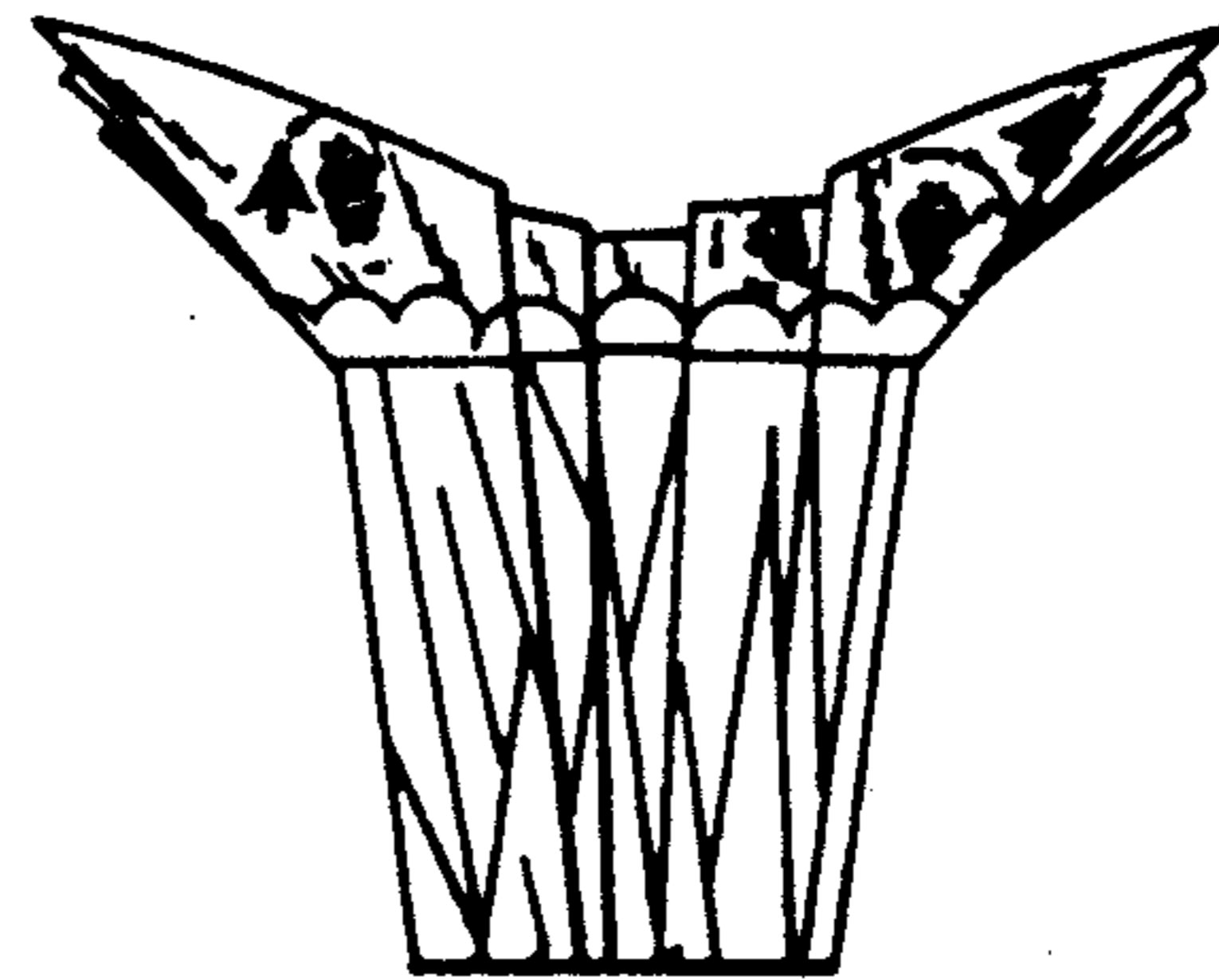


FIG. 5

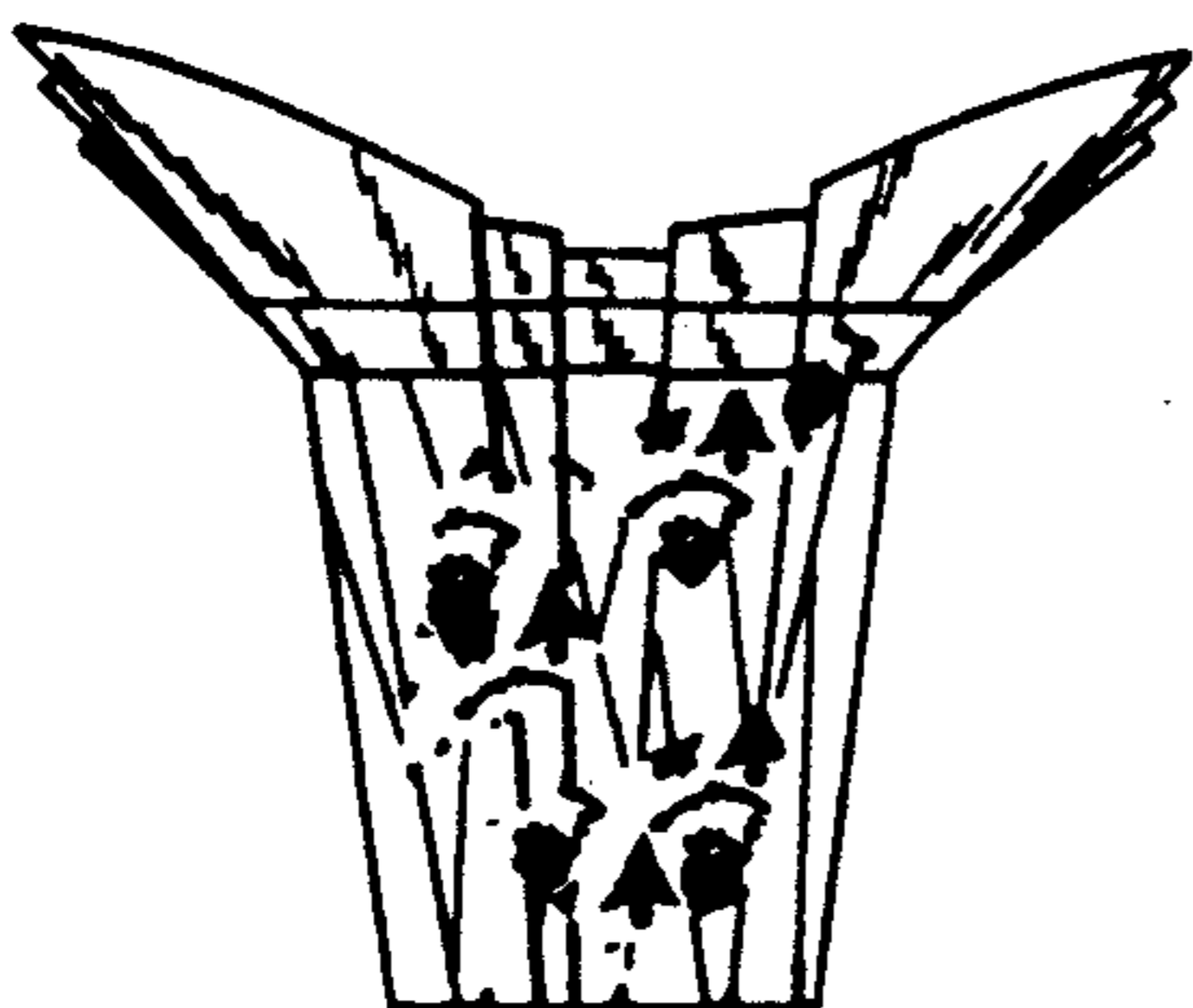


FIG. 6

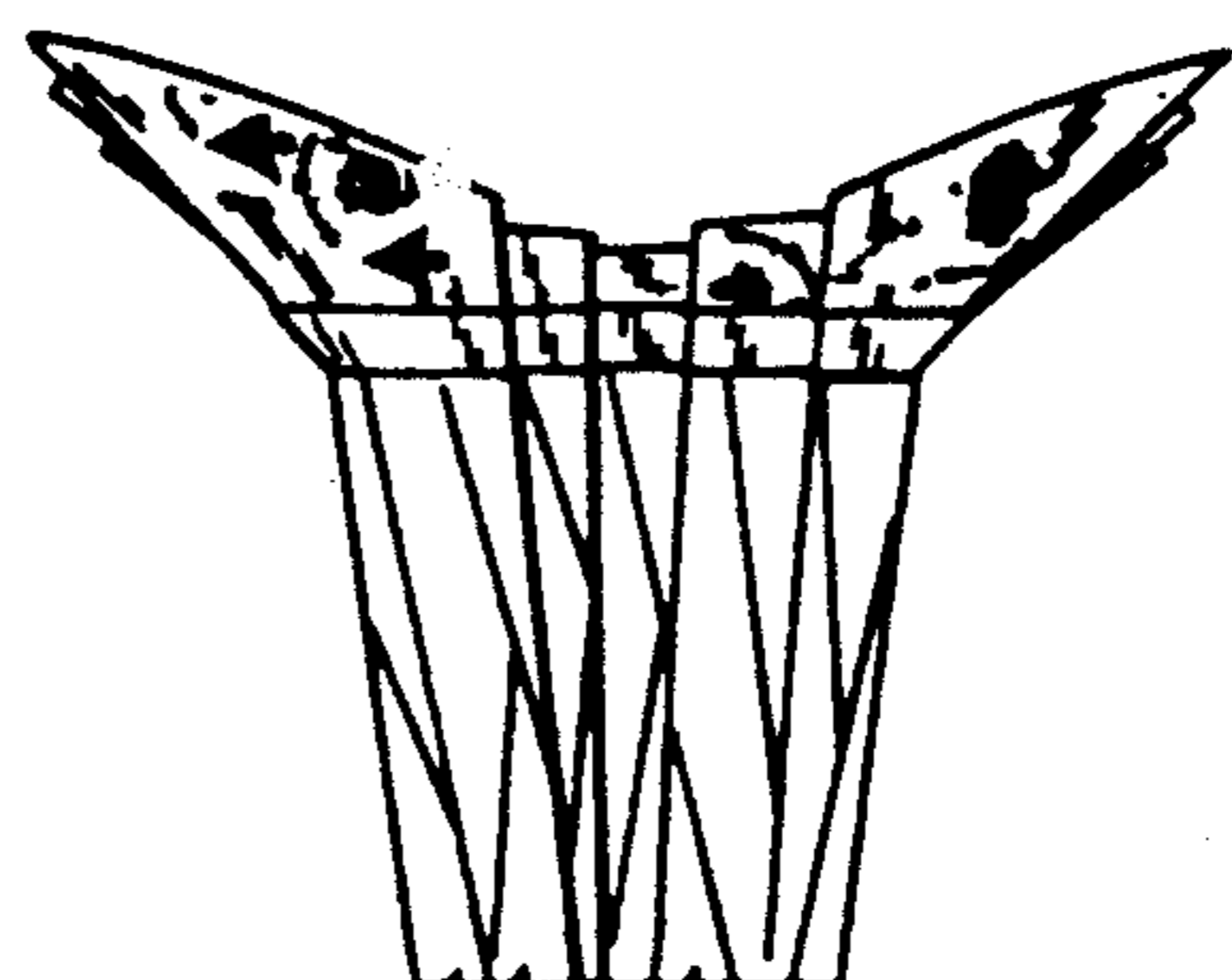


FIG. 7

