



US00D332425S

United States Patent [19]

[11] Patent Number: Des. 332,425

Weder

[45] Date of Patent: ** Jan. 12, 1993

[54] FLOWER POT COVER

[75] Inventor: Donald E. Weder, Highland, Ill.

[73] Assignee: Highland Supply Corporation, Highland, Ill.

[**] Term: 14 Years

[21] Appl. No.: 824,439

[22] Filed: Jan. 23, 1992

D. 293,305	12/1987	Weder et al.	D11/164
D. 293,306	12/1987	Weder et al.	D11/164
D. 293,307	12/1987	Weder et al.	D11/164
D. 293,308	12/1987	Weder et al.	D11/164
D. 293,774	1/1988	Weder et al.	D11/164
D. 293,775	1/1988	Weder et al.	D11/164
D. 297,422	8/1988	Weder et al.	D11/164
4,300,312	11/1981	Weder et al.	D11/143

Primary Examiner—Bernard Ansher
Assistant Examiner—Sandra Morris
Attorney, Agent, or Firm—Dunlap, Codding & Lee

Related U.S. Application Data

[62] Division of Ser. No. 598,451, Oct. 12, 1990, Pat. No. Des. 326,244, which is a division of Ser. No. 356,281, May 23, 1989, Pat. No. Des. 313,376.

[52] U.S. Cl. D11/149; D5/24; D11/164

[58] Field of Search D5/7, 24; D11/143, 149, D11/152, 153, 155, 156, 164

[57] CLAIM

The ornamental design for a flower pot cover, as shown and described.

DESCRIPTION

FIG. 1 is a perspective view of a flower pot cover showing my new design, the lace pattern which is partially shown is understood to repeat uniformly across the inner and outer surfaces;

FIG. 2 is a top plan view thereof;

FIG. 3 is a bottom plan view thereof;

FIG. 4 is a side elevational view thereof, all sides being identical;

FIG. 5 is a side elevational view of a second embodiment of the design of FIG. 1, the only difference being the pattern of the cutouts;

FIG. 6 is a side elevational view of a third embodiment of the design of FIG. 1, the only difference being the pattern of the cutouts;

FIG. 7 is a side elevational view of a fourth embodiment of the design of FIG. 1, the only difference being the pattern of the cutouts; and,

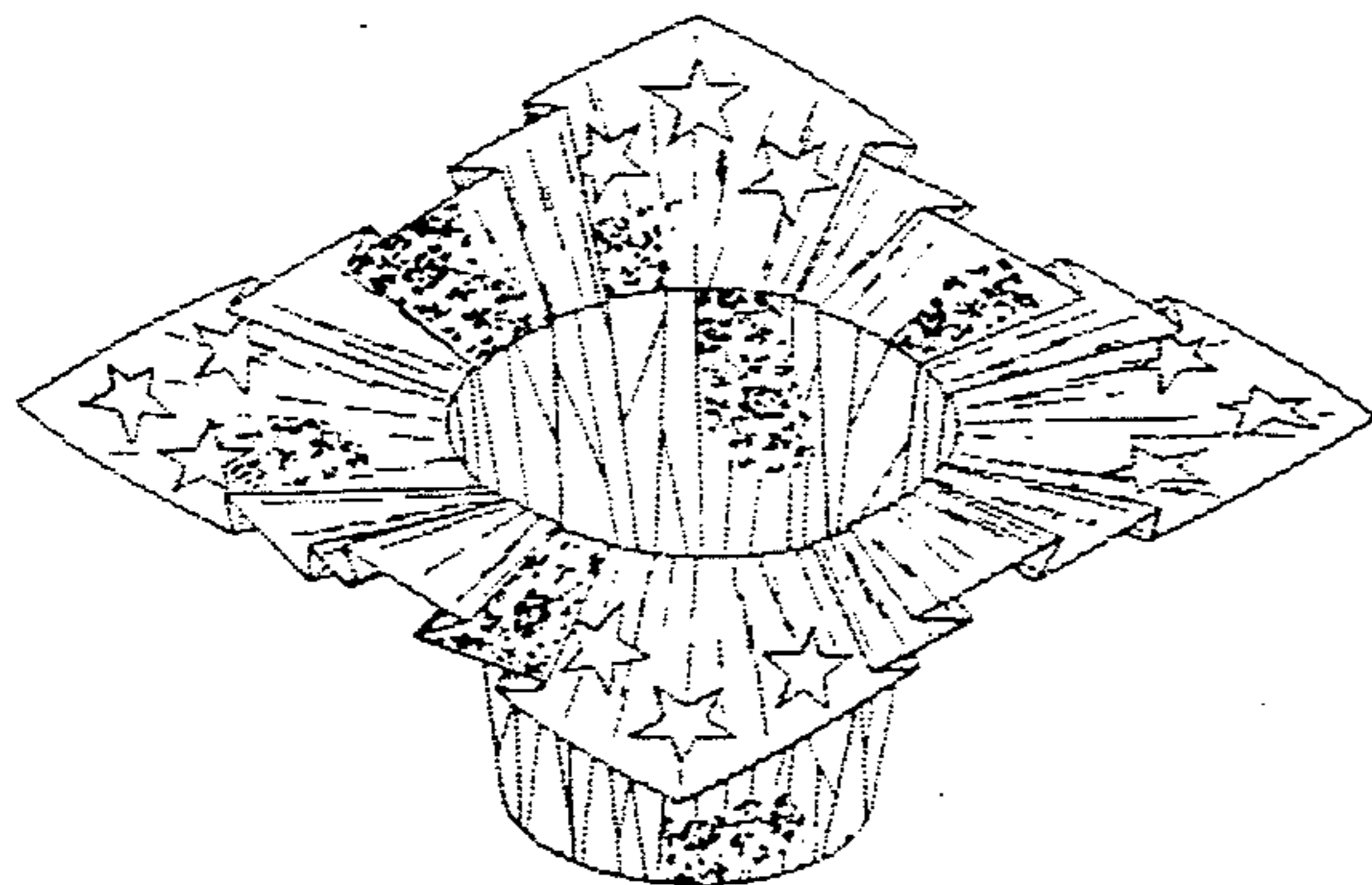
FIG. 8 is an enlarged plan view of the pattern shown in FIG. 1.

The flower pot cover has no substantial thickness.

[56] References Cited

U.S. PATENT DOCUMENTS

D. 289,982	5/1987	Weder et al.	D11/164
D. 292,183	10/1987	Weder et al.	D11/164
D. 292,184	10/1987	Weder et al.	D11/164
D. 292,185	10/1987	Weder et al.	D11/164
D. 292,186	10/1987	Weder et al.	D11/164
D. 292,187	10/1987	Weder et al.	D11/164
D. 292,188	10/1987	Weder et al.	D11/164
D. 292,189	10/1987	Weder et al.	D11/164
D. 292,190	10/1987	Weder et al.	D11/164
D. 292,191	10/1987	Weder et al.	D11/164
D. 292,561	11/1987	Weder et al.	D11/164
D. 293,222	12/1987	Weder et al.	D11/164
D. 293,223	12/1987	Weder et al.	D11/164
D. 293,304	12/1987	Weder et al.	D11/164



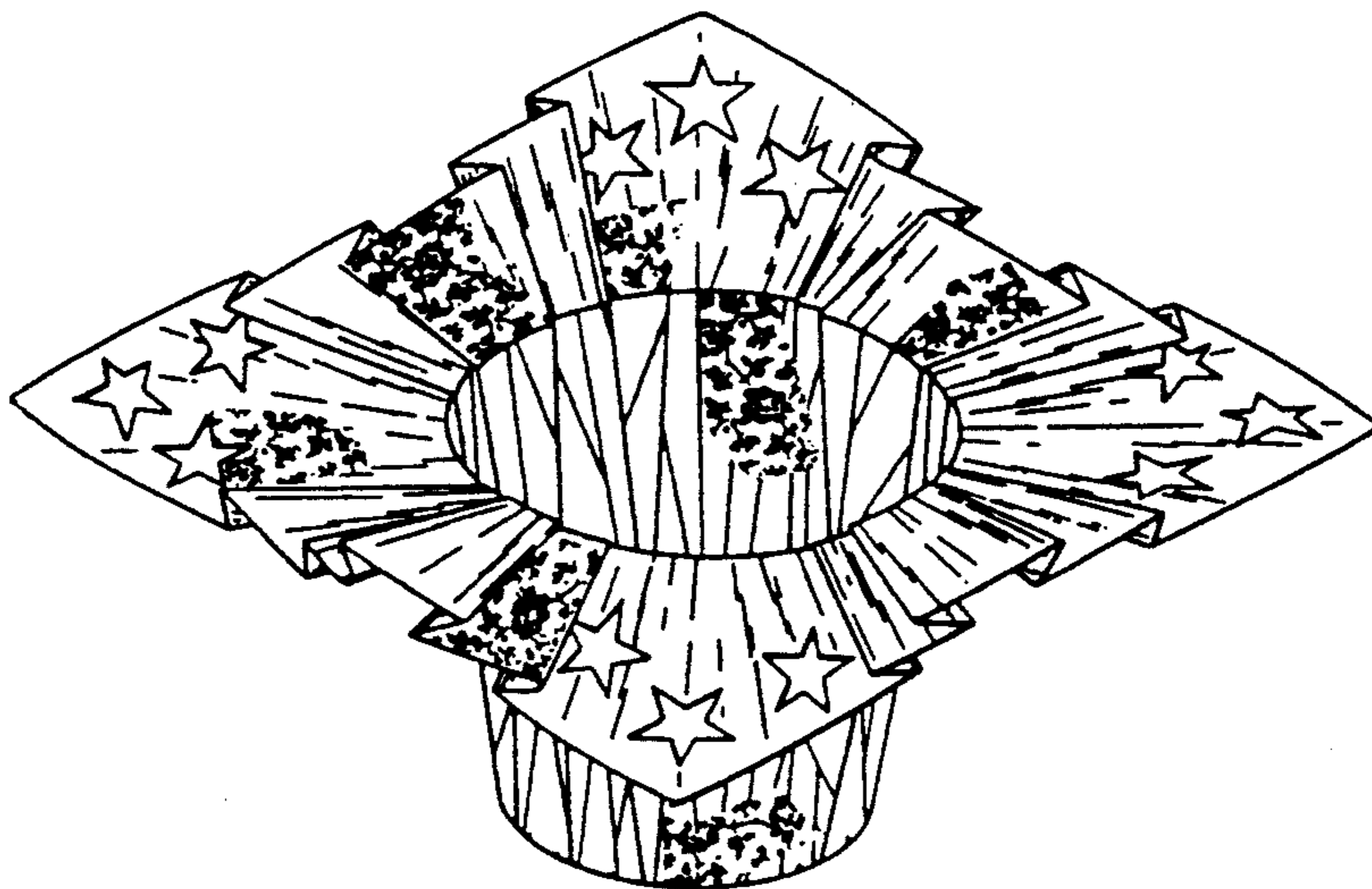


FIG. 1




FIG. 2




FIG. 3

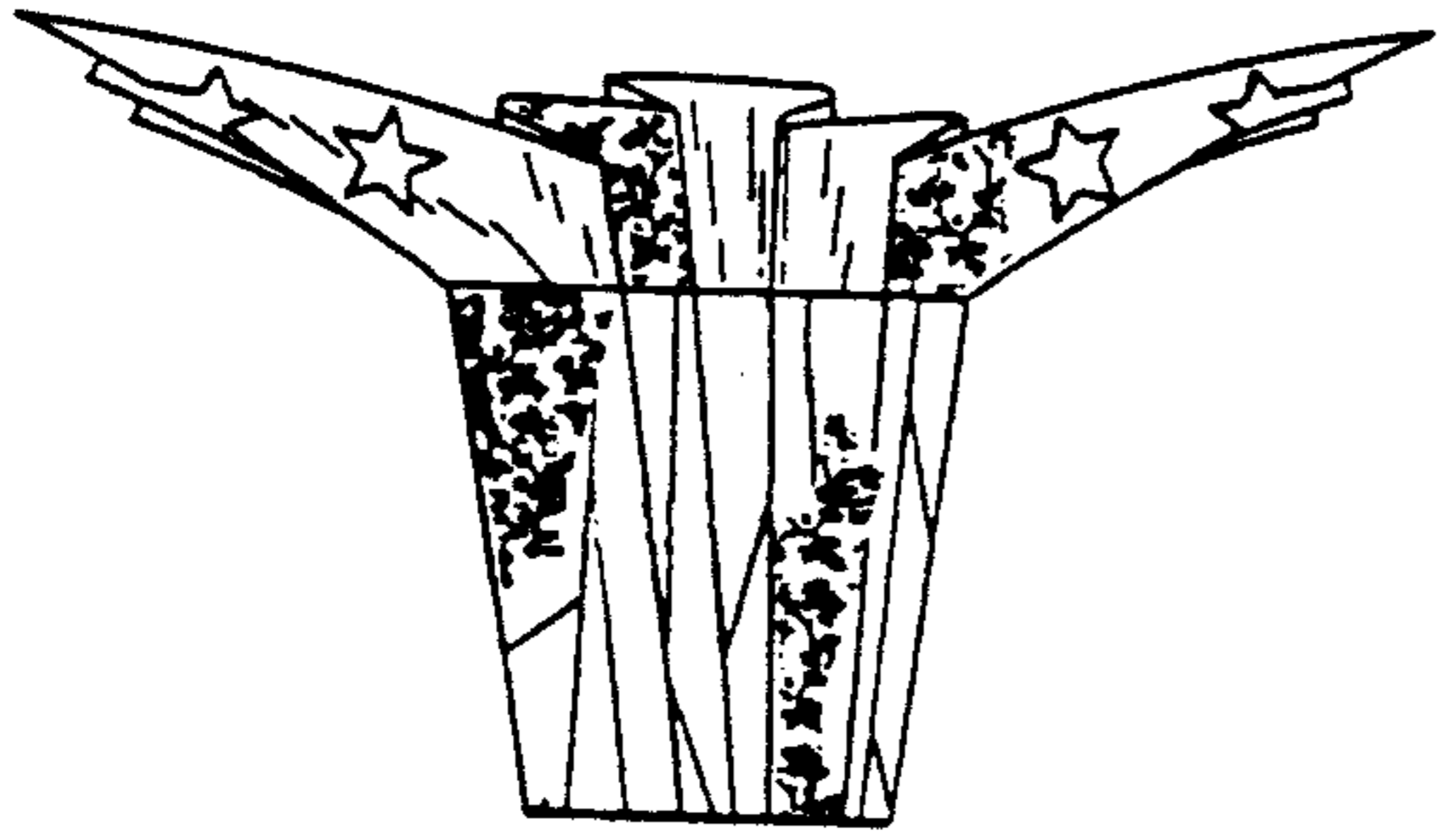


FIG. 4




FIG. 5




FIG. 6

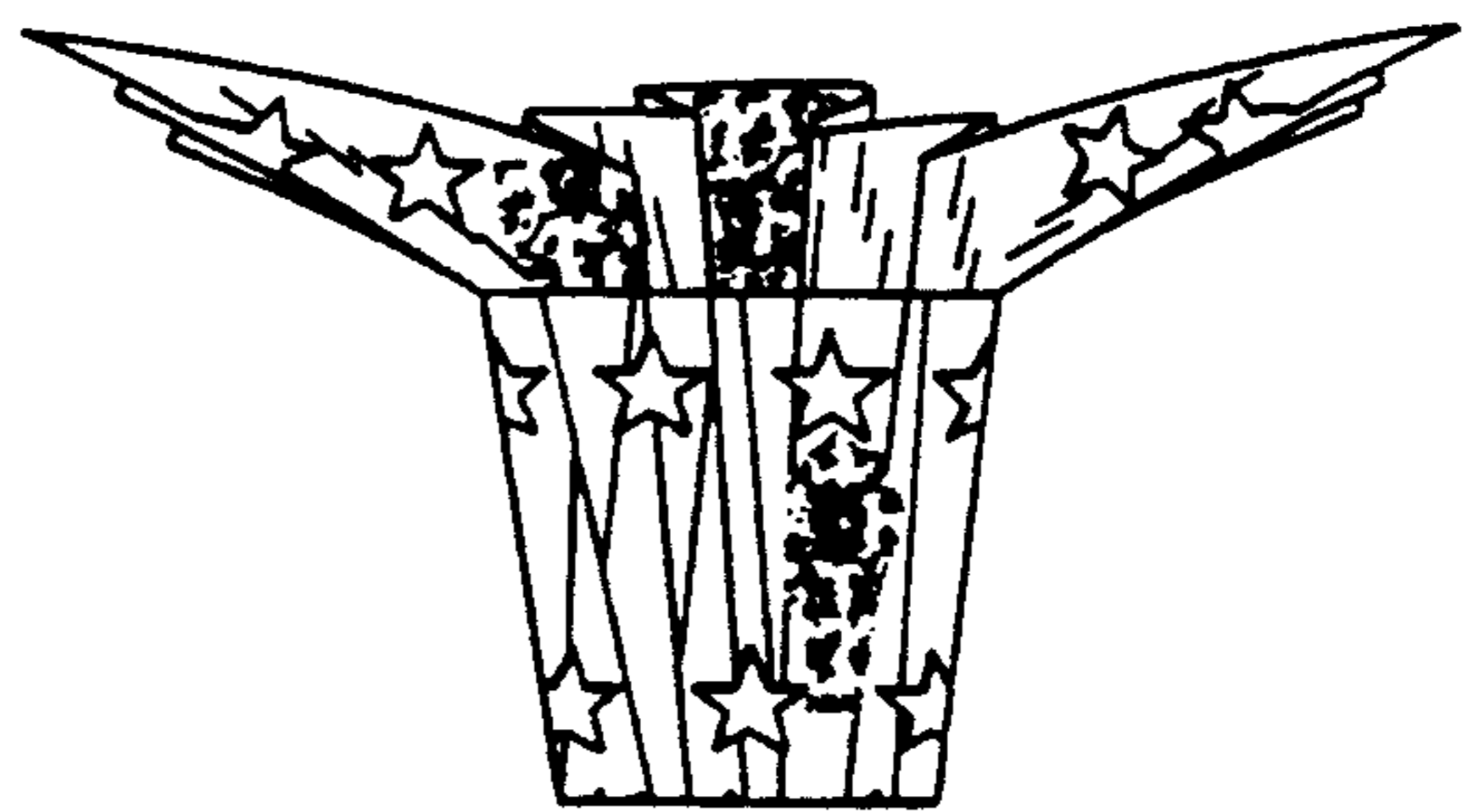


FIG. 7

