



US00D332423S

# United States Patent [19]

[11] Patent Number: Des. 332,423

Weder et al.

[45] Date of Patent: \*\* Jan. 12, 1993

## [54] FLOWER POT COVER

[75] Inventors: Donald E. Weder; Erwin H. Weder; Wanda M. Weder, all of Highland, Ill.; Franklin J. Craig, Valley Park, Mo.; Wilma M. Donnelly, Highland, Ill.; Phyllis J. Bolk, Highland, Ill.; John W. Bergstrand, Highland, Ill.; Robert C. Abrams, Edwardsville, Ill.

D. 293,304	12/1987	Weder et al.	.....	D11/164
D. 293,305	12/1987	Weder et al.	.....	D11/164
D. 293,306	12/1987	Weder et al.	.....	D11/164
D. 293,307	12/1987	Weder et al.	.....	D11/164
D. 293,308	12/1987	Weder et al.	.....	D11/164
D. 293,774	1/1988	Weder et al.	.....	D11/164
D. 293,777	1/1988	Weder et al.	.....	D11/164
D. 297,422	8/1988	Weder et al.	.....	D11/164
4,300,312	11/1981	Weder et al.	.....	D11/143

[73] Assignee: Highland Supply Corporation, Highland, Ill.

Primary Examiner—Bernard Ansher  
Assistant Examiner—Sandra Morris  
Attorney, Agent, or Firm—Dunlap, Coddling & Lee

[\*\*] Term: 14 Years

## [57] CLAIM

[21] Appl. No.: 824,193

The ornamental design for a flower pot cover, as shown and described.

[22] Filed: Jan. 22, 1992

## DESCRIPTION

### Related U.S. Application Data

[60] Division of Ser. No. 642,091, Jan. 16, 1991, Pat. No. D. 326,069, which is a division of Ser. No. 108,316, Oct. 13, 1987, Pat. No. D. 316,838, which is a continuation-in-part of Ser. No. 613,053, May 22, 1984, Pat. No. D. 293,224.

[52] U.S. Cl. .... D11/149; D5/24; D11/164

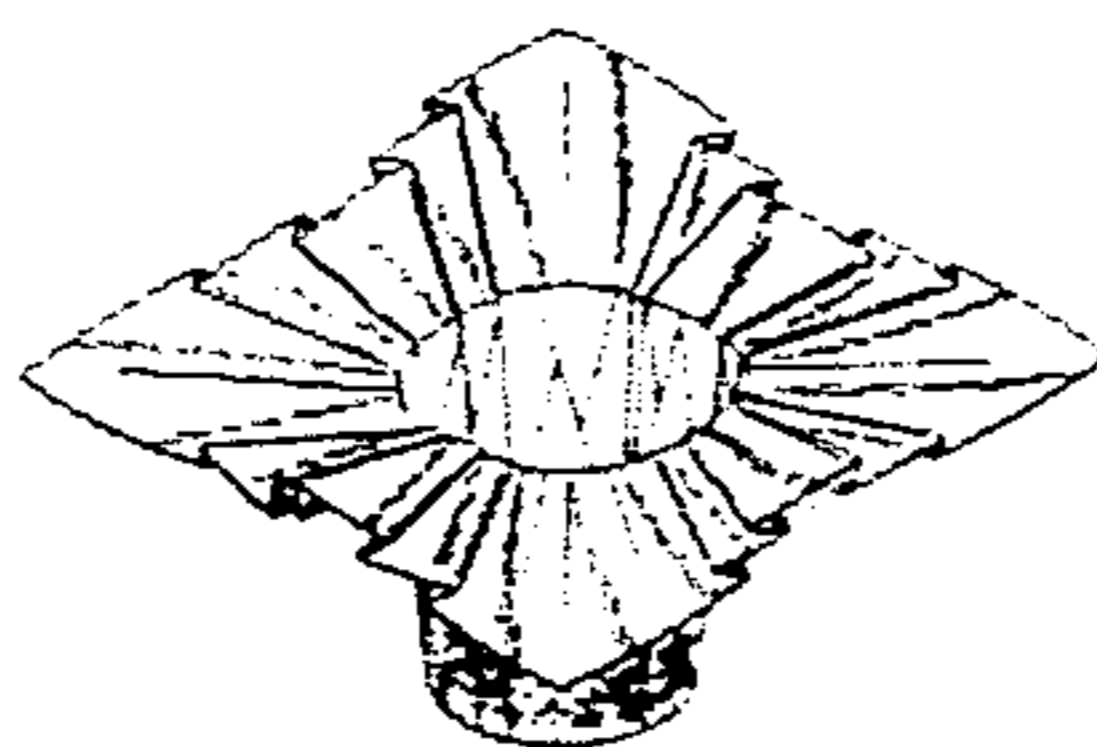
[58] Field of Search ..... D5/7, 24; D11/143, 149, D11/152, 153, 155, 156, 164

FIG. 1 is a top perspective view of a flower pot cover showing our new design, the bottom being flat;  
 FIG. 2 is a reduced side elevational view thereof, all sides being identical and the pattern which is partially shown is understood to repeat uniformly across the circumscribed area;  
 FIG. 3 is a reduced side elevational view of a second embodiment of the design of FIG. 1, the only difference being the area to which the pattern is applied;  
 FIG. 4 is a reduced side elevational view of a third embodiment of the design of FIG. 1, the only difference being the scalloped upper edge of the outer layer;  
 FIG. 5 is a reduced side elevational view of a fourth embodiment of the design of FIG. 1, the only differences being the area to which the pattern is applied and the scalloped upper edge of the outer layer;  
 FIG. 6 is a reduced side elevational view of a fifth embodiment of the design of FIG. 1, the only difference being the straight upper edge of the outer layer;  
 FIG. 7 is a reduced side elevational view of a sixth embodiment of the design of FIG. 1, the only difference being the area to which the pattern is applied and the straight upper edge of the outer layer; and,  
 FIG. 8 is an enlarged plan view of the pattern shown in FIG. 2.  
 The flower pot cover has no substantial thickness.

### [56] References Cited

#### U.S. PATENT DOCUMENTS

D. 287,982	5/1987	Weder et al.	.....	D11/164
D. 292,183	10/1987	Weder et al.	.....	D11/164
D. 292,184	10/1987	Weder et al.	.....	D11/164
D. 292,185	10/1987	Weder et al.	.....	D11/164
D. 292,186	10/1987	Weder et al.	.....	D11/164
D. 292,187	10/1987	Weder et al.	.....	D11/164
D. 292,188	10/1987	Weder et al.	.....	D11/164
D. 292,189	10/1987	Weder et al.	.....	D11/164
D. 292,190	10/1987	Weder et al.	.....	D11/164
D. 292,191	10/1987	Weder et al.	.....	D11/164
D. 292,561	11/1987	Weder et al.	.....	D11/164
D. 293,222	12/1987	Weder et al.	.....	D11/164
D. 293,223	12/1987	Weder et al.	.....	D11/164



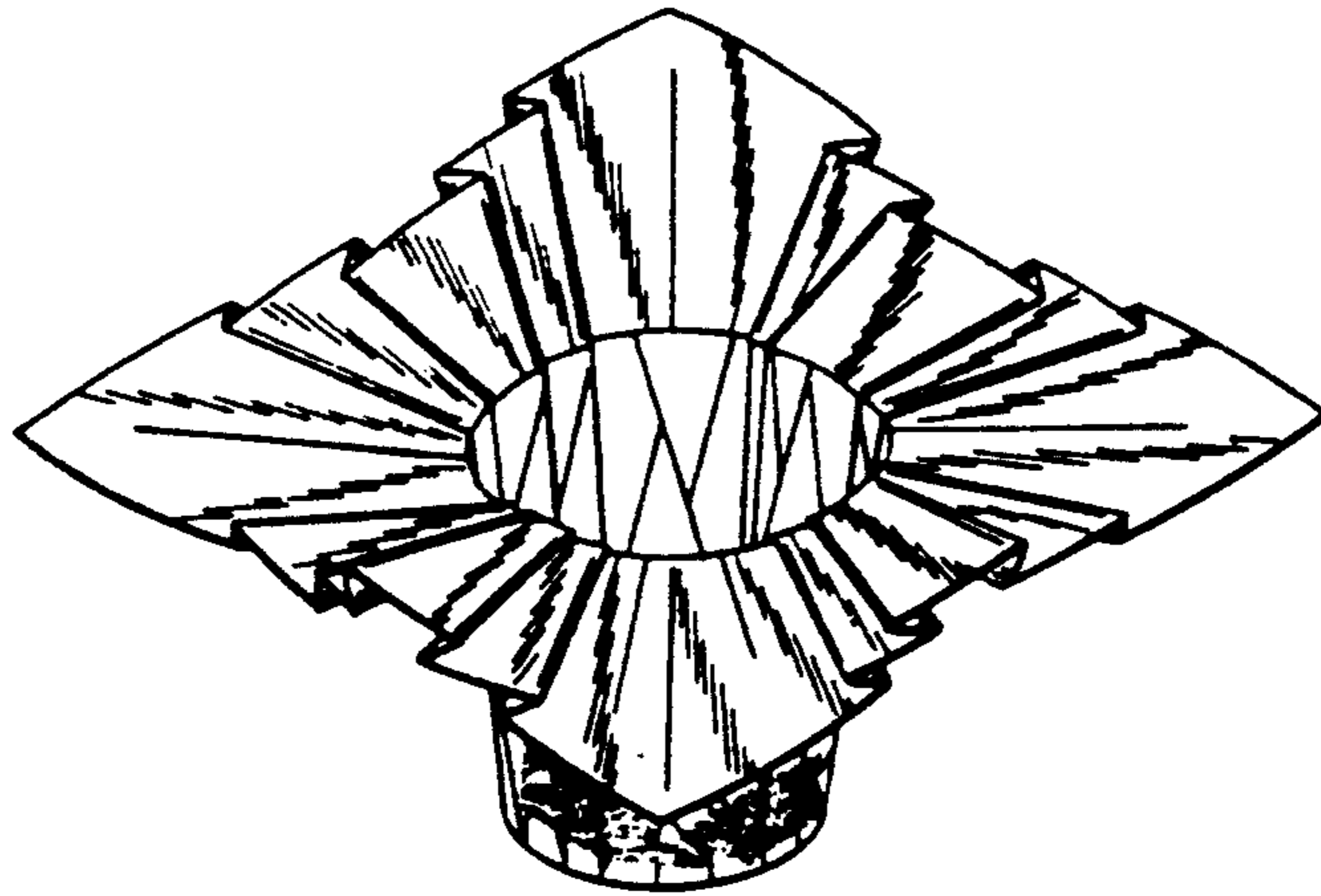


FIG. 1




FIG. 2

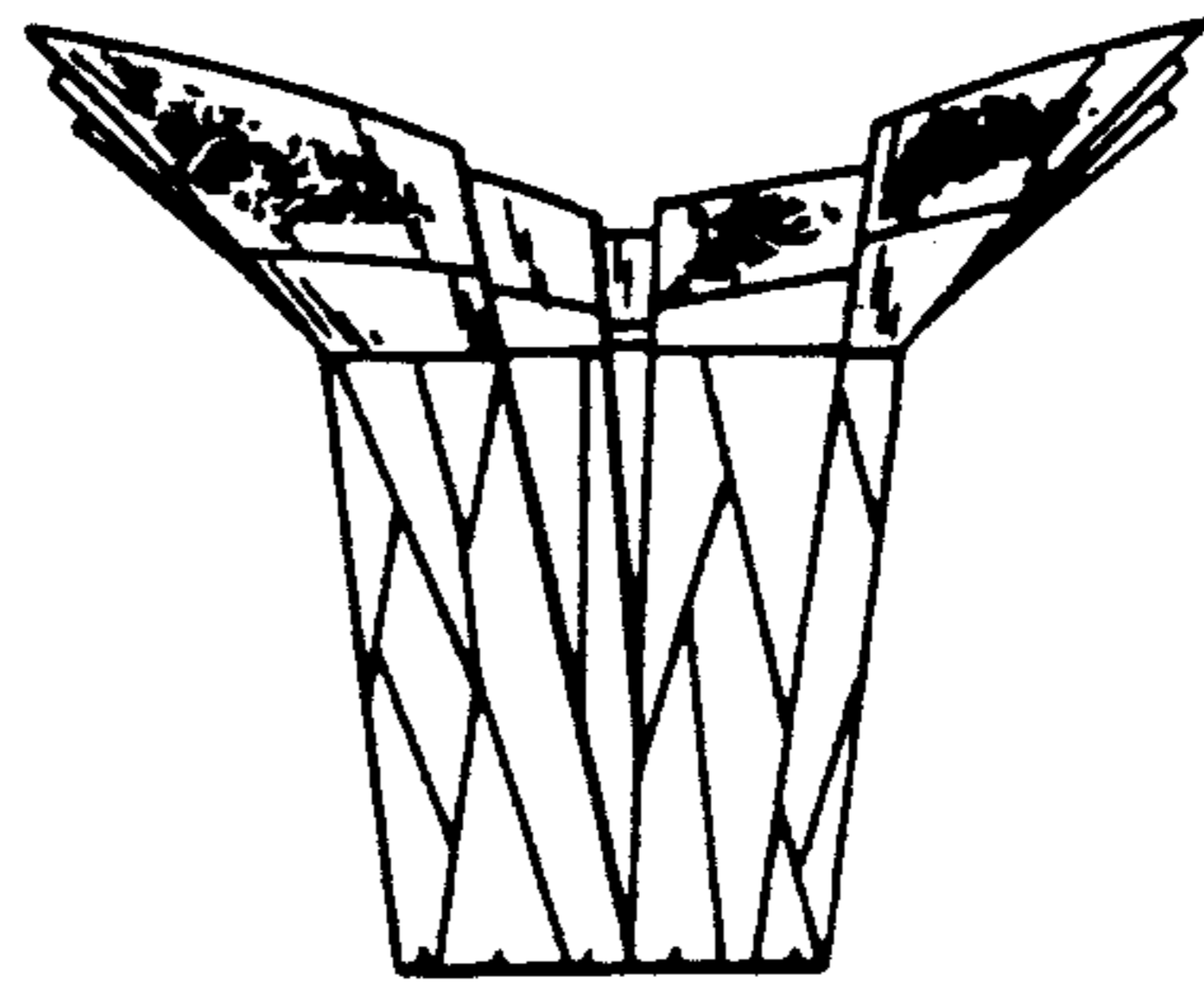


FIG. 3

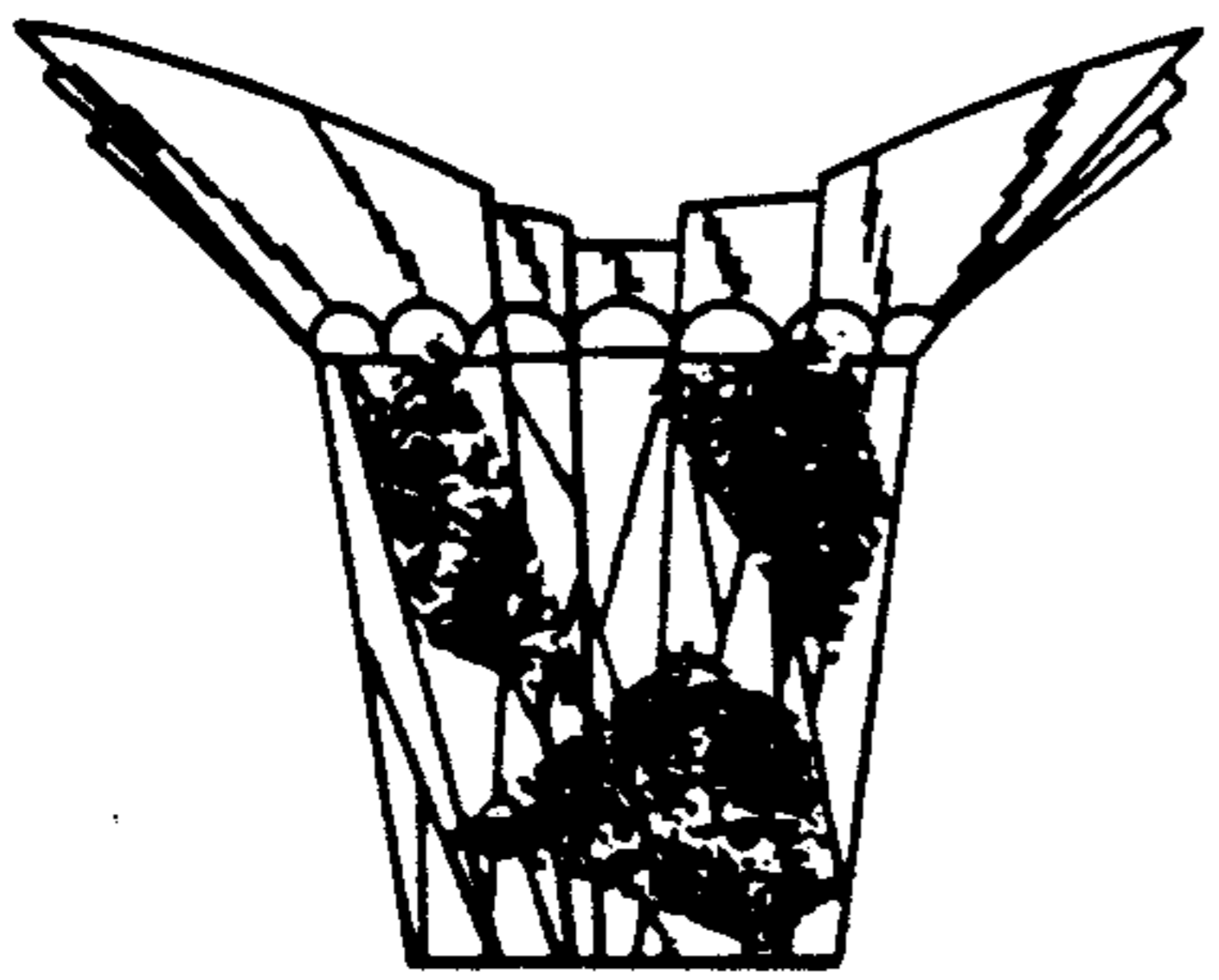


FIG. 4




FIG. 5

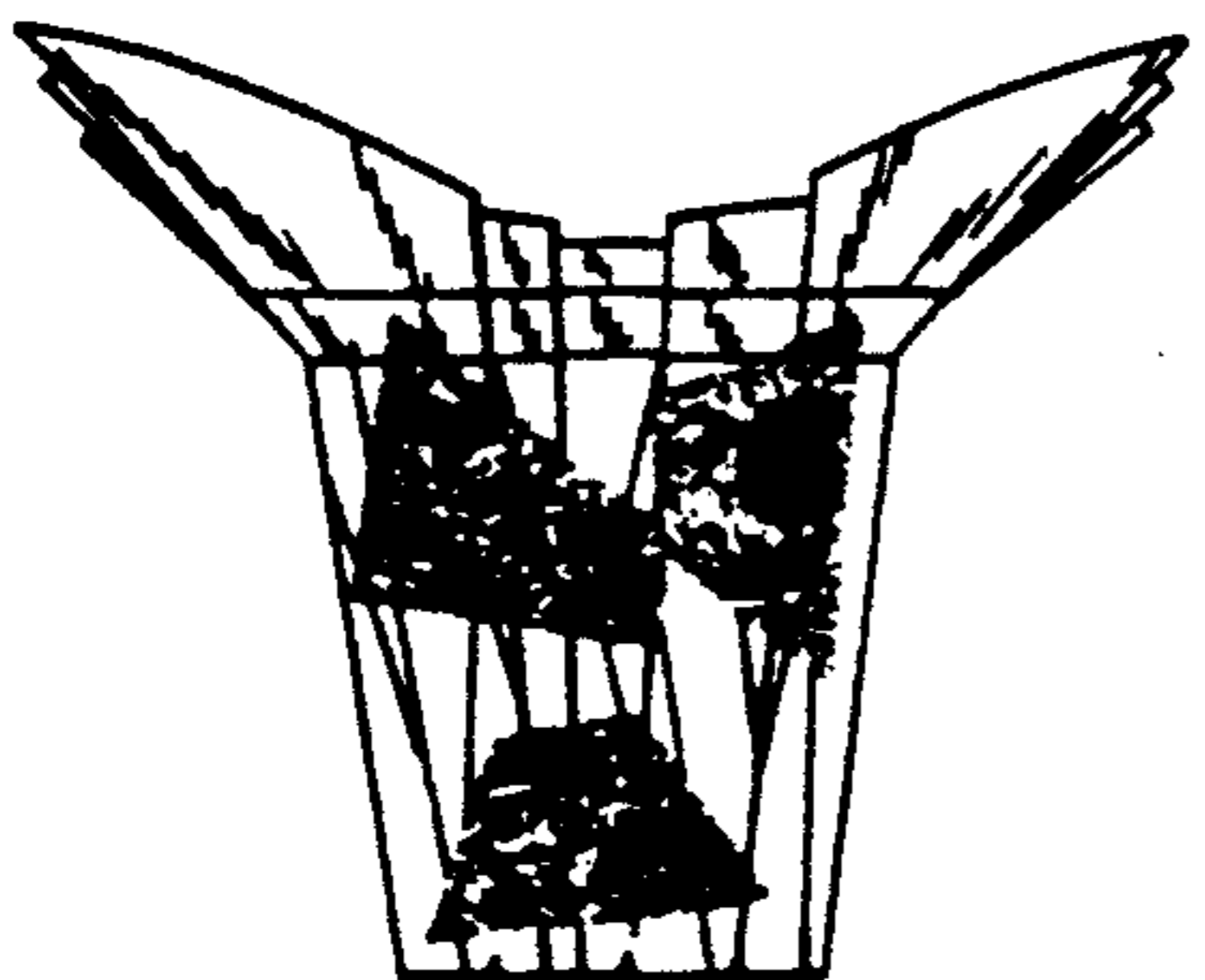


FIG. 6

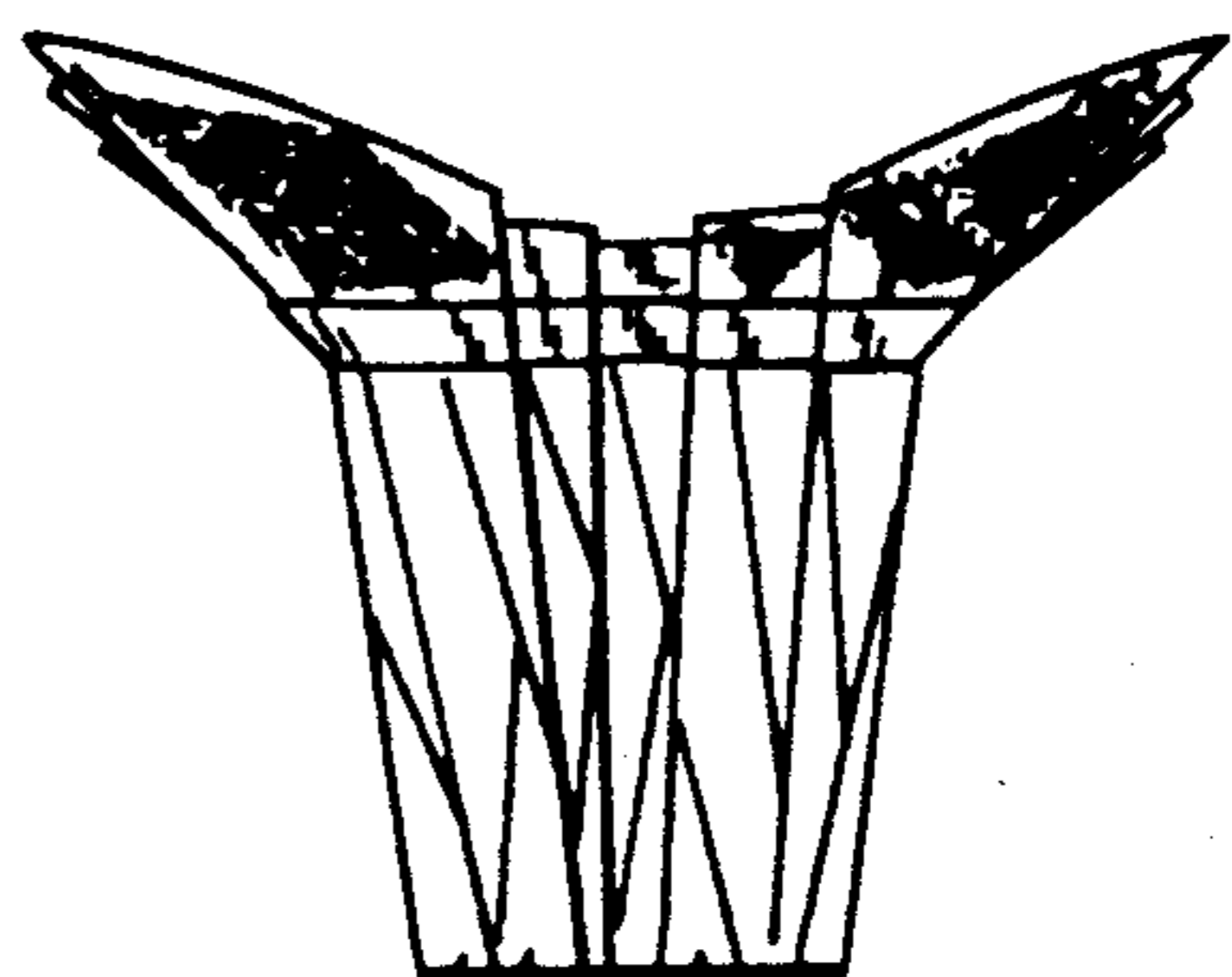


FIG. 7



